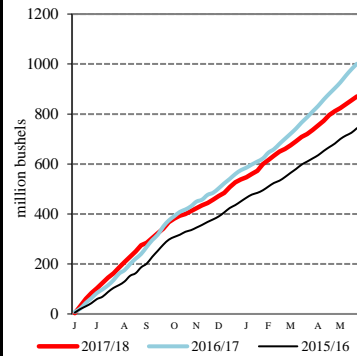


EXPORT	PRICE (\$/bu)	CHANGE (¢/bu)	BASIS (¢)		CHANGE
<u>Atlantic - JO_GR850</u>					
Soybeans	8.8450	+14.00	-10.00	N	UNCH
SRW	4.8625	-4.00	-5.00	N	UNCH
<u>Chicago - GX_GR110</u>					
Corn	3.2225 - 3.3725	+0.25	-35.00	N to -20.00	UNCH
Soybeans	8.6950 - 8.7450	+14.00	-25.00	N to -20.00	UNCH
SRW	4.8025 - 4.8225	-4.00	-11.00	N to -9.00	UNCH
<u>Gulf - JO_GR112</u>					
Corn	4.1125 - 4.1425	+0.25 to +1.25	+54.00	N to +57.00	UNCH to +1.00
Soybeans	9.4550 - 9.5150	+14.00 to +17.00	+51.00	N to +57.00	UNCH to +3.00
SRW	5.4925 - 5.5425	-4.00	+58.00	N to +63.00	UNCH
12 HRW	5.9375	-4.50		+105.00	UNCH
<u>PNW - JO_GR110</u>					
SWW	5.90 - 6.00	UNCH	+98.75	N to +108.75	+4.00
Ord HRW	5.29 - 5.54	-4.00	+40.00	N to +65.00	UNCH
<u>Toledo - GX_GR111</u>					
Corn	3.5725	+0.25		Opt N	UNCH
Soybeans	8.7950	+14.00		-15.00	UNCH
SRW	5.0125 - 5.1125	-4.00	+10.00	N to +20.00	UNCH

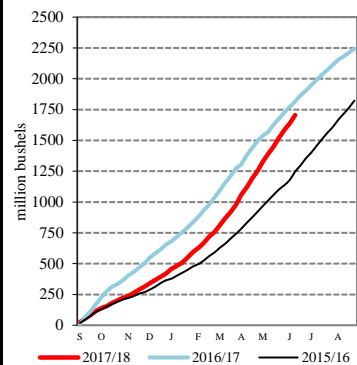
All prices are reported in dollars/bushel, except soybean and corn oil is in cents/lb. and soybean meal is in dollars/ton.

Wheat Inspected for Export



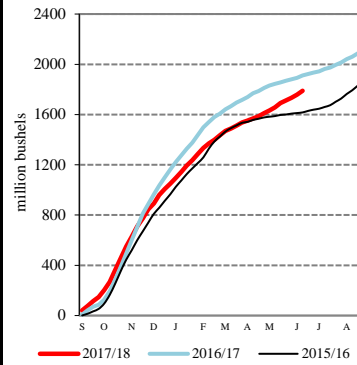
TERMINAL	PRICE (\$/bu)	CHANGE (¢/bu)	BASIS (¢)		CHANGE
<u>Kansas City - SJ_GR112</u>					
Corn	3.57	UNCH		Opt N	UNCH
Soybeans	8.90 - 8.95	+14.00 to +19.00	-5.00	N to Opt N	UNCH to +5.00
Ord HRW	5.19	-4.00		+30.00	UNCH
<u>Minneapolis - MS_GR110</u>					
14 DNS/NS Del Chicag	6.8400 - 7.0900	-3.75	+135.00	N to +160.00	UNCH
Oats	2.6950 - 3.1450	+2.00	+25.00	N to +70.00	UNCH
<u>Omaha - WH_GR110</u>					
Corn	3.41 - 3.44	UNCH to +2.00	-16.25	N to -13.25	-0.25 to +1.75
Soybeans	8.53 - 8.55	+14.00	-41.50	N to -39.50	UNCH
<u>Portland - JO_GR111</u>					
11.5 HRW	6.14 - 6.39	-4.00	+125.00	N to +150.00	UNCH
14 DNS	6.84 - 6.99	-4.00	+135.00	N to +150.00	UNCH

Corn Inspected for Export



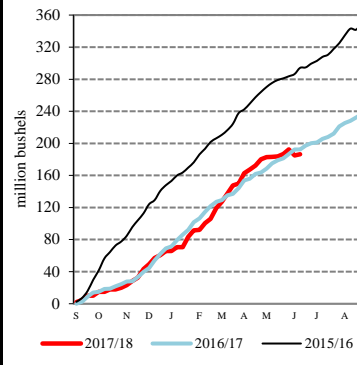
RIVER	PRICE (\$/bu)	CHANGE (¢/bu)	BASIS (¢)		CHANGE
<u>So. Iowa, Mississippi River - MS_GR114</u>					
Corn	3.3325 - 3.3825	+0.25	-24.00	N to -19.00	UNCH
Soybeans	8.5750 - 8.7050	+14.00 to +16.00	-37.00	N to -24.00	UNCH to +2.00
<u>St. Louis, Mississippi River - JC_GR110</u>					
Corn	3.6600	UNCH		+8.75	-0.25
Soybeans	8.9900 - 9.0000	+14.00	+4.50	N to +5.50	UNCH
SRW	5.0600 - 5.1600	-4.00	+14.75	N to +24.75	UNCH
<u>Memphis, Mississippi River - LR_GR110</u>					
Corn	3.7225	+0.25		+15.00	UNCH
Soybeans	9.0350 - 9.0650	+14.00	+9.00	N to +12.00	UNCH
SRW	5.1125 - 5.1625	-4.00	+20.00	N to +25.00	UNCH
<u>Cincinnati, Ohio River - GX_GR114</u>					
Corn	3.5225 - 3.5725	+0.25 to +2.25	-5.00	N to Opt N	UNCH to +2.00
Soybeans	8.8650 - 8.9050	+14.00 to +16.00	-8.00	N to -4.00	UNCH to +2.00
SRW	N/A	N/A		N/A	N/A
<u>Mt. Vernon, Indiana, Ohio River - GX_GR114</u>					
Corn	3.5925 - 3.6425	+0.25 to +4.25	+2.00	N to +7.00	UNCH to +4.00
Soybeans	8.9150 - 8.9650	+14.00	-3.00	N to +2.00	UNCH
SRW	5.0225 - 5.0625	-2.00 to -4.00	+11.00	N to +15.00	+2.00 to UNCH
<u>No. Peoria, Illinois River - GX_GR112</u>					
Corn	3.3925 - 3.4625	+0.25	-18.00	N to -11.00	UNCH
Soybeans	8.6850 - 8.7250	+16.00 to +14.00	-26.00	N to -22.00	+2.00 to UNCH

Soybeans Inspected for Export



PROCESSOR	PRICE	CHANGE	BASIS		CHANGE
<u>Central IL</u>					
<u>Corn</u>	3.3525 - 3.4825	+0.25 to -1.75	-22.00	N to -9.00	UNCH to -2.00
<u>Soybeans</u>	8.7950 - 8.9350	+15.00 to +14.00	-15.00	N to -1.00	+1.00 to UNCH
Crude SB Oil	27.41 - 28.46	+0.02	-180.00	N to -75.00	UNCH
48 SB Meal	348.10 - 349.10	+7.30	+9.00	N to +10.00	UNCH
Crude Corn Oil - Rail	29.00	-0.50		N/A	N/A

Sorghum Inspected for Export



FUTURES		PRICE	CHANGE		PRICE	CHANGE
CME Group	Corn	N Jul 18	3.5725	+0.25	U Sep 18	3.6650 UNCH
	Soybeans	N Jul 18	8.9450	+14.00	Q Aug 18	9.0000 +14.50
	Wheat (SRW)	N Jul 18	4.9125	-4.00	U Sep 18	5.0425 -2.50
	Oats	N Jul 18	2.4450	+2.50	U Sep 18	2.3825 -1.75
MGEX	HRS Wheat (DNS)	N Jul 18	5.4900	-3.75	U Sep 18	5.6100 -3.75
KCBOT	HRW Wheat	N Jul 18	4.8875	-4.50	U Sep 18	5.0550 -4.50

USDA Livestock, Poultry & Grain Market News  
 210 Walnut Street, Room 767  
 Des Moines, Iowa 50309  
 Phone: 515-284-4460  
 Email: Desm.LPGMN@ams.usda.gov  
[www.ams.usda.gov/LPSMarketNewsPage](http://www.ams.usda.gov/LPSMarketNewsPage)