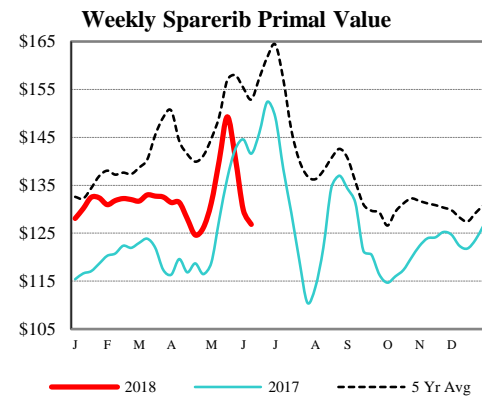
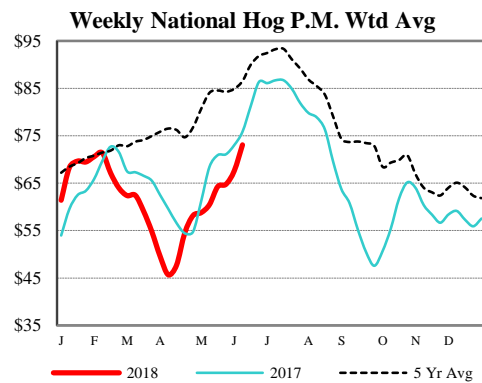


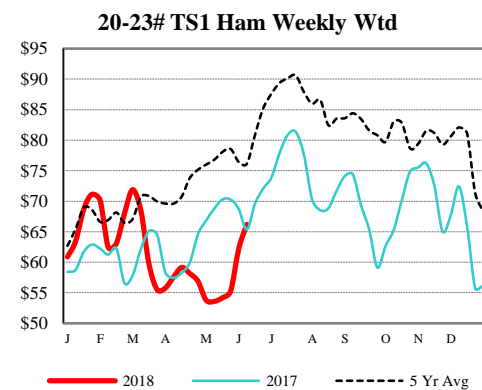
DAILY DIRECT HOGS PLANT DELIVERED as of 1:30 PM

Negotiated Barrow and Gilt:	Carcass Base Price	Live Price
<u>NATIONAL - LM_HG203:</u>		
Range:	\$74.00 - \$83.00	\$56.35 - \$62.30
Weighted Average:	\$80.82	\$60.16
Change from Prior Day:	1.65 higher	1.12 higher
Receipts:	8,931	1,462
<u>IOWA/MINNESOTA - LM_HG206:</u>		
Range:	\$74.00 - \$83.00	\$56.35 - \$61.50
Weighted Average:	\$81.59	\$59.95
Change from Prior Day:	1.00 higher	1.58 higher
Receipts:	6,761	437
<u>WESTERN CORNBELT - LM_HG212:</u>		
Range:	\$74.00 - \$83.00	\$56.35 - \$61.50
Weighted Average:	\$81.50	\$59.04
Change from Prior Day:	1.04 higher	0.67 higher
Receipts:	6,981	629
<u>EASTERN CORNBELT - LM_HG210:</u>		
Range:	N/A - N/A	\$58.80 - \$62.30
Weighted Average:	N/A	\$61.00
Change from Prior Day:	N/A	1.65 higher
Receipts:	1,950	833



NATIONAL DAILY PORK REPORT FOB PLANT- LM_PK602:

Carcass Cutout Values		Change:
Primal Loin	81.69	0.39
Primal Butt	80.29	1.68
Primal Picnic	92.58	(-1.46)
Primal Rib	49.29	(-1.36)
Primal Ham	139.43	2.83
Primal Belly	61.78	(-0.84)
Total Loads	136.70	2.23
Pork Cuts	269.12	
Trim/Process Pork	246.64	
	22.48	Lds

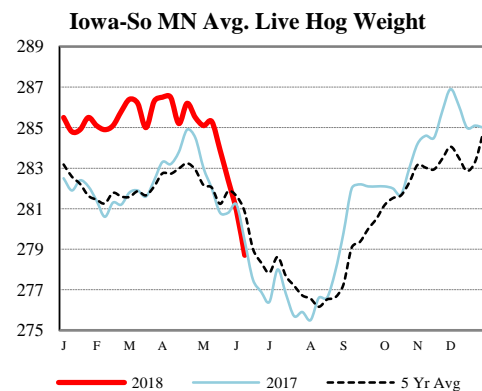


DAILY EST. HOG SLAUGHTER UNDER FIS - SJ_LS710

Today (est)	446,000
Week Ago (est)	451,000
Year Ago (act)	432,000
Week to Date (est)	1,339,000
Same Period Last Week (est)	1,344,000
Same Period Last Year (act)	1,276,000

CME Lean Hog Close	High	Low	Settle	Change
JUN	81.10	80.60	81.00	0.47
JLY	83.30	81.75	82.78	1.32
AUG	79.75	77.60	79.65	2.12
OCT	66.13	64.13	65.80	1.15

CME Lean Hog Delayed Futures



IOWA-SOUTHERN MINNESOTA WEEKLY AVERAGE WEIGHT - NW_LS720

For Week Ending Sat, 9-Jun-18	Ending	Head Count	Average Weight
	6/9/2018	700,000	278.7
Week Ago:	6/2/2018	672,000	280.9
Year Ago:	6/10/2017	734,000	279.4

USDA Livestock, Poultry & Grain Market News
Des Moines, Iowa
Phone: 515-284-4460
Email: Desm.LPGMN@ams.usda.gov

[USDA AMS Livestock, Poultry & Grain Market News Portal](#)