

[LM XB403](#)

DAILY ESTIMATED CUTOOUT VALUES

	Choice <u>600-900#</u>	Select <u>600-900#</u>	Choice/Select Spread 23.00
Cutout Values	226.41	203.41	
Change from Prior Day	(0.56)	(0.24)	

	Choice	Select	Load Count:
Primal Rib	384.82	335.41	
Primal Chuck	166.56	160.35	
Primal Round	161.96	159.29	
Primal Loin	340.76	271.34	
Primal Brisket	189.58	188.78	
Primal Short Plate	157.01	157.01	Total 119
Primal Flank	121.76	117.79	Choice 44
			Select 28
			Trimming 6
			Grinds 41

Fresh 50% Trimmings 6 Loads @ 70.55

[NW LS441](#)

USDA BY-PRODUCT DROP VALUE (STEER) - DAILY

9.35 Change: (0.14)

[LM CT100](#)

5 AREA WEEKLY ACCUMULATED WEIGHTED AVG CATTLE PRICE

<i>As of 10:00 am</i>	<u>Head Count</u>	<u>Avg Weight</u>	<u>Avg Price</u>
Live Steer	455	1,408	114.25
Live Heifer	781	1,266	111.97
Dressed Steer	813	870	180.90
Dressed Heifer	723	747	180.00

[SJ LS710](#)

ESTIMATED DAILY CATTLE SLAUGHTER

		Saturday
Today (est)	120,000	61,000
Week Ago (est)	121,000	99,000
Year Ago (act)	119,000	42,000
Week to Date	597,000	658,000
Same Period Last Week	483,000	582,000
Same Period Last Year	594,000	636,000
Previous Day Estimated	Steer and Heifer 97,000	
	Cow and Bull 24,000	

[SJ LS712](#)

BEEF PRODUCTION	6/9/2018 (Estimate)	Last Week (Estimate)	Last Year (Actual)
Slaughter	658,000	582,000	636,000
Live Weights	1316	1319	1317
Dressed Weights	797	797	796
Beef Production (millions of pounds)	523.1	496.2	504.9

[NW LS410](#)

USDA BEEF CARCASS PRICE EQUIVALENT INDEX VALUE

	Choice <u>600-900#</u>	Select <u>600-900#</u>	Dressing percent:	
			<u>Steer</u>	<u>Heifer</u>
Change	192.71	169.75	63.08	63.00
	0.14	0.12		

[LM XB405](#)

USDA NATIONAL CUTTER COW CARCASS CUTOOUT

175.36 Change (1.04) 90% lean: 220.00

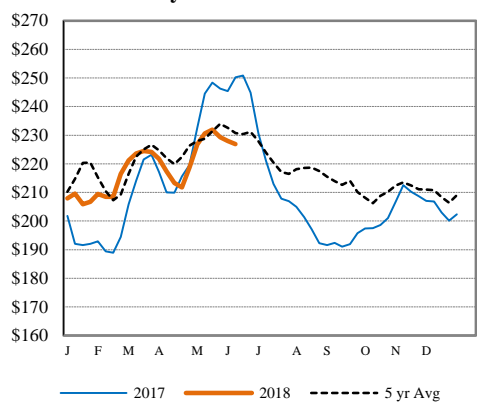
[CME LIVE CATTLE](#)

	<u>High</u>	<u>Low</u>	<u>Close</u>	<u>Change</u>
JUN	110.45	108.68	110.03	1.65
AUG	106.23	104.35	105.78	1.62
OCT	108.58	107.18	108.20	1.05

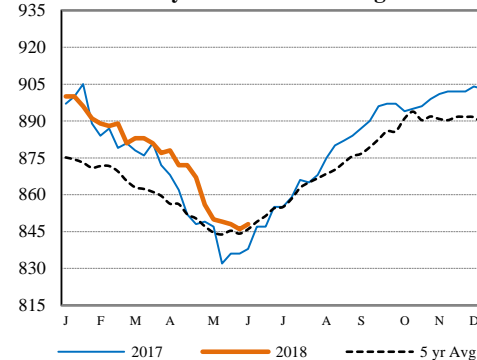
[CME FEEDER CATTLE](#)

	<u>High</u>	<u>Low</u>	<u>Close</u>	<u>Change</u>
AUG	147.80	146.15	147.275	1.20
SEP	149.00	147.60	148.425	0.87
OCT	148.93	147.88	148.35	0.30

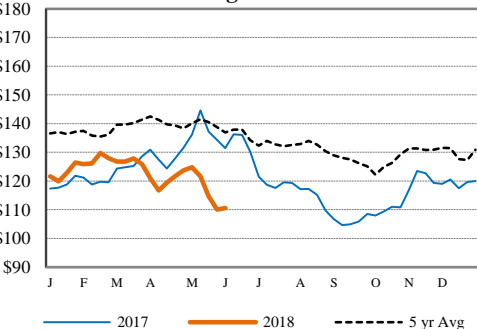
Weekly Choice Cutout



Weekly Steer Dressed Weights



5 Area Weekly Wtd Avg Steer Price



Weekly Ch/Se Spread

