

Daily Direct Steer and Heifer Slaughter Cattle Summary

For Trade on:

Tuesday, May 15, 2018

LM CT100	5-AREA	LM CT109
Neg. Cash Volume:	27,979	Dressed Formula Vol: 34,961
Live Steer Avg:	\$115.76	Steer/Heifer Avg: \$201.37
Live Heifer Avg:	\$116.25	Dressed Neg. Grid Vol: 2,532
Dressed Steer Avg:	\$187.56	Steer/Heifer Avg: \$198.18
Dressed Heifer Avg:	\$185.06	TOTAL VOLUME: 65,472
LM CT106	TOTAL WK TO DATE VOLUME:	133,653
Committed:	119,481	Delivered: 78,066

LM CT118	TX-OK-NM	LM CT109
Neg. Cash Volume:	3,053	Dressed Formula Vol: 15,762
Live Steer Avg:	\$116.00	Steer/Heifer Avg: \$201.51
Live Heifer Avg:	\$116.00	Dressed Neg. Grid Vol: 808
Dressed Steer Avg:	N/A	Steer/Heifer Avg: \$203.97
Dressed Heifer Avg:	N/A	TOTAL VOLUME: 19,623
LM CT106	TOTAL WK TO DATE VOLUME:	38,332
Committed:	36,409	Delivered: 23,760

LM CT121	KANSAS	LM CT109
Neg. Cash Volume:	8,427	Dressed Formula Vol: 6,358
Live Steer Avg:	\$116.49	Steer/Heifer Avg: \$201.58
Live Heifer Avg:	\$116.66	Dressed Neg. Grid Vol: 114
Dressed Steer Avg:	N/A	Steer/Heifer Avg: \$189.73
Dressed Heifer Avg:	N/A	TOTAL VOLUME: 14,899
LM CT106	TOTAL WK TO DATE VOLUME:	43,448
Committed:	37,133	Delivered: 19,741

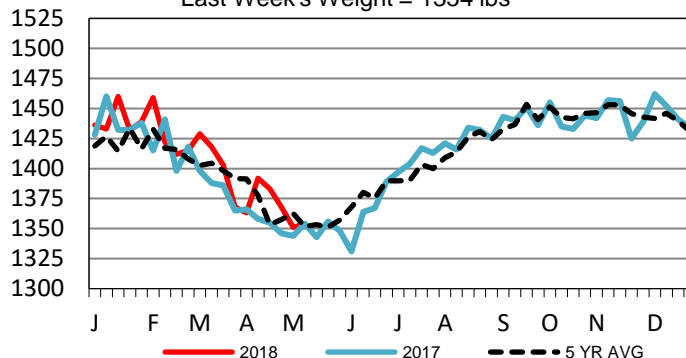
LM CT124	NEBRASKA	LM CT109
Neg. Cash Volume:	10,452	Dressed Formula Vol: 9,694
Live Steer Avg:	\$115.04	Steer/Heifer Avg: \$200.99
Live Heifer Avg:	\$115.72	Dressed Neg. Grid Vol: 947
Dressed Steer Avg:	\$185.00	Steer/Heifer Avg: \$194.77
Dressed Heifer Avg:	N/A	TOTAL VOLUME: 21,093
LM CT106	TOTAL WK TO DATE VOLUME:	29,855
Committed:	25,332	Delivered: 19,592

LM CT134	COLORADO	LM CT109
Neg. Cash Volume:	0	Dressed Formula Vol: 1,466
Live Steer Avg:	N/A	Steer/Heifer Avg: \$201.79
Live Heifer Avg:	N/A	Dressed Neg. Grid Vol: 179
Dressed Steer Avg:	N/A	Steer/Heifer Avg: \$193.92
Dressed Heifer Avg:	N/A	TOTAL VOLUME: 1,645
LM CT106	TOTAL WK TO DATE VOLUME:	5,679
Committed:	8,110	Delivered: 6,331

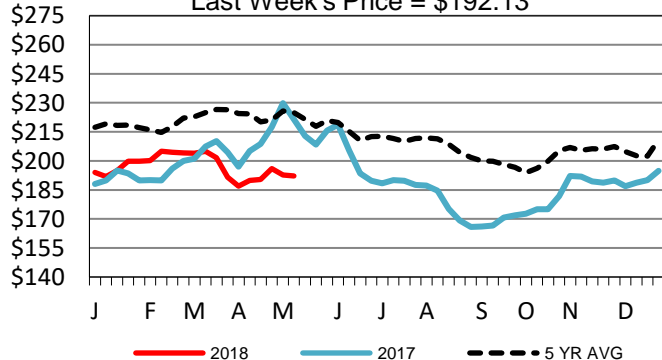
LM CT137	IA-MN	LM CT109
Neg. Cash Volume:	6,047	Dressed Formula Vol: 1,681
Live Steer Avg:	\$117.12	Steer/Heifer Avg: \$201.15
Live Heifer Avg:	\$116.00	Dressed Neg. Grid Vol: 523
Dressed Steer Avg:	\$187.97	Steer/Heifer Avg: \$198.53
Dressed Heifer Avg:	\$185.06	TOTAL VOLUME: 8,251
LM CT106	TOTAL WK TO DATE VOLUME:	16,918
Committed:	12,497	Delivered: 8,642

On Tuesday, trade was light to moderate on light demand in the Southern Plains, Nebraska and the Western Cornbelt. Compared to last week in the Texas Panhandle, early live purchases have traded mostly 6.00 lower from 116.00-117.00, bulk at 116.00. In Kansas, early live purchases have traded mostly 5.00 lower from 114.00-117.00, bulk at 117.00. In Nebraska, early live purchases traded mostly 7.00 lower at 115.00 with a few up to 117.00. Dressed purchases last week traded from 189.00-195.00. In the Western Cornbelt compared to last week, early dressed purchases have traded 4.00-9.00 lower mostly at 184.00. Live purchases for the week have traded 2.00-4.00 lower from 116.00-122.00. Trade was inactive on light demand in Colorado. In Colorado last week, live traded from 119.00-122.00.

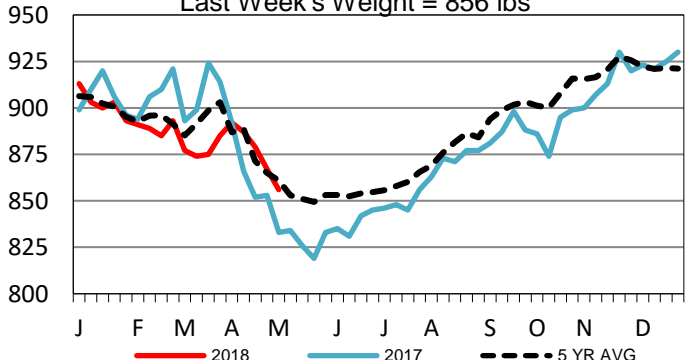
5-Area Negotiated Cash Live Steer Weights
Last Week's Weight = 1354 lbs



Nebraska Weekly Dressed Steer Weighted Avg
Last Week's Price = \$192.13



Nebraska Formula Carcass Weights
Last Week's Weight = 856 lbs



USDA Livestock, Poultry and Grain Market News

St. Joseph, Missouri

Phone: 816-676-7000

stjoe.lpgmn@ams.usda.gov