

**AUCTION SUMMARY**

<a href="#">JC_LS763</a>		2,661 hd		Tuesday	
<b>OZARKS REGIONAL STOCKYARDS</b>					
West Plains, MO					
Feeder Steers	300-400 lbs	182.00-210.00	Feeder Heifers	300-400 lbs	158.00-171.00
Medium &	400-500 lbs	173.00-188.00	Medium &	400-500 lbs	147.00-163.00
Large #1	500-600 lbs	162.00-183.00	Large #1	500-600 lbs	138.00-151.00
	600-700 lbs	148.00-164.00		600-700 lbs	136.00-145.00
	700-800 lbs	150.50		700-800 lbs	121.00

<a href="#">JC_LS760</a>		2,505 hd		Tuesday	
<b>KINGSVILLE LIVESTOCK AUCTION</b>					
Kingsville, MO					
Feeder Steers	400-500 lbs	165.25-185.50	Feeder Heifers	400-500 lbs	153.00-172.00
Medium &	500-600 lbs	159.00-179.00	Medium &	500-600 lbs	134.50-155.50
Large #1	600-700 lbs	144.00-171.00	Large #1	600-700 lbs	140.00-143.75
	700-800 lbs	134.35-146.50		700-800 lbs	133.00-140.00
	800-900 lbs	126.35		800-900 lbs	114.85

<a href="#">BL_LS749</a>		1,697 hd		Tuesday	
<b>MILES CITY LIVESTOCK COMMISSION</b>					
Miles City, MT					
Feeder Steers	400-500 lbs		Feeder Heifers	400-500 lbs	158.00
Medium &	500-600 lbs	173.50-181.50	Medium &	500-600 lbs	143.50-146.00
Large #1	600-700 lbs	159.00-172.00	Large #1	600-700 lbs	141.50
	700-800 lbs	152.75-154.50		700-800 lbs	
	800-900 lbs			800-900 lbs	

[Live Cattle Settlements](#) [Feeder Cattle Settlements](#) Tuesday

<b>CHICAGO MERCANTILE EXCHANGE LIVESTOCK FUTURES SETTLEMENT</b>					
<u>Live Cattle</u>			<u>Feeder Cattle</u>		
		<u>Change</u>			<u>Change</u>
Jun	102.97	(1.65)	May	133.55	(1.85)
Aug	100.40	(1.50)	Aug	138.45	(1.92)
Oct	103.75	(1.52)	Sep	138.95	(1.85)

[Corn Settlements](#) [Soybean Settlements](#) Tuesday

<b>CHICAGO BOARD OF TRADE GRAIN FUTURES SETTLEMENT</b>					
<u>Corn</u>			<u>Soybeans</u>		
		<u>Change</u>			<u>Change</u>
May	4.0225	0.0575	May	10.1875	0.0100
Jul	4.1050	0.0575	Jul	10.2200	0.0100
Sep	4.1625	0.0500	Aug	10.2275	0.0200

<a href="#">KC Wheat</a>		<u>Wheat</u>		<u>Change</u>	
<b>KANSAS CITY BOARD OF TRADE</b>					
			May	5.0975	Unch
			Jul	5.2850	Unch
			Sep	5.5475	0.0050

[LM\\_CT100](#) Tuesday

<b>5 AREA WKLY ACCUMULATED WTD AVG SLAUGHTER CATTLE PRICE</b>			
	<u>Head Count</u>	<u>Avg Weight</u>	<u>Avg Price</u>
Live Steer	3,892	1,419	120.47
Live Heifer	1,333	1,203	116.22
Dressed Steer	1,353	878	188.50
Dressed Heifer	160	719	189.00

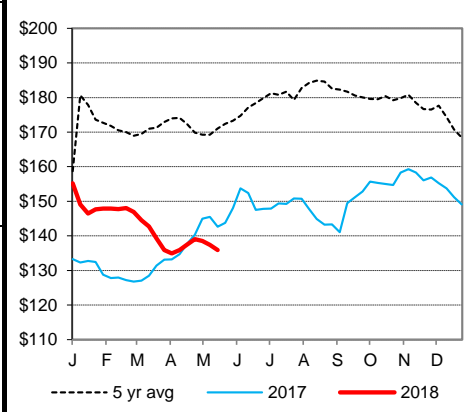
[LM\\_XB403](#) Tuesday

<b>DAILY ESTIMATED BOXED BEEF CUTOUT VALUES</b>					
<u>Choice</u>	<u>Select</u>	<u>Choice Cuts</u>	70	loads	
<u>600-900#</u>	<u>600-900#</u>	<u>Select Cuts</u>	54	loads	
231.64	209.51	<u>Trimming</u>	3	loads	
(0.48)	0.39	<u>Grinds</u>	19	loads	

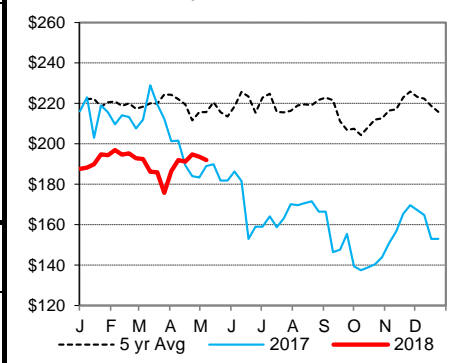
[SJ\\_LS710](#) [KO\\_LS151](#) Tuesday

<b>ESTD DAILY CATTLE SLAUGHTER</b>		<b>SLAUGHTER COW MARKET</b>		
Tuesday	119,000	<b>Oklahoma National Stockyards</b>		
Week Ago (est)	119,000	Tuesday	<u>Pct Lean</u>	<u>Price</u>
Year Ago (act)	117,000	<b>Breaking</b>	70-80	54.50-58.00
Wk to date (est)	236,000	<b>Boning</b>	80-85	56.00-60.50
Last Week (est)	238,000	<b>Lean</b>	85-90	55.00-60.50
Last Year (act)	233,000	<b>Monday</b>		
<b>Previous Day Estimated: Steer and Heifer</b>	94,000			
<b>Cow and Bull</b>	23,000			

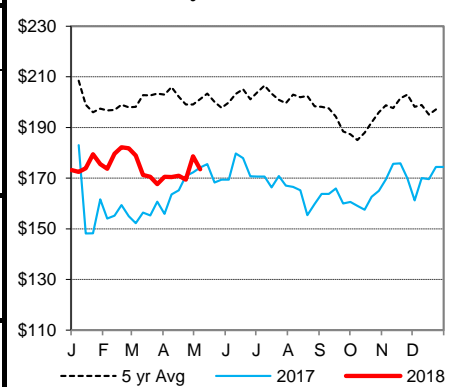
**CME Feeder Cattle Index**



**Oklahoma City 400-500 lb Steer Price**



**Oklahoma City 500-600 lb Steer Price**



**Oklahoma City 700-800 lb Steer Price**

