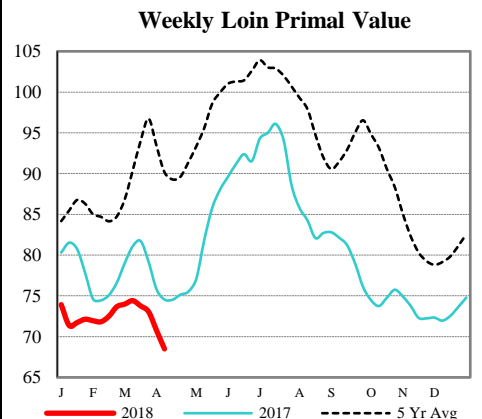
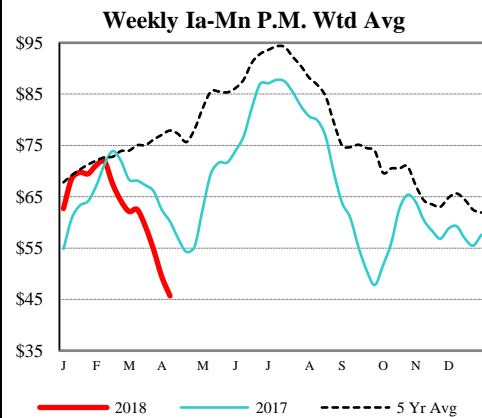


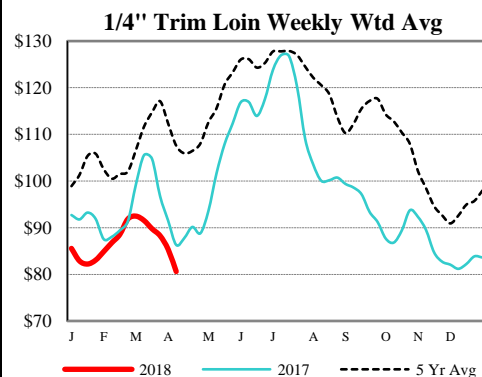
**DAILY DIRECT HOGS PLANT DELIVERED as of 1:30 PM**

| Negotiated Barrow and Gilt:                | Carcass Base Price | Live Price        |
|--|--------------------|-------------------|
| <b><u>NATIONAL - LM_HG203:</u></b>         |                    |                   |
| Range:                                     | \$44.00 - \$53.00  | \$33.00 - \$43.00 |
| Weighted Average:                          | \$50.82            | \$39.13           |
| Change from Prior Day:                     | 0.69 higher        | 0.61 higher       |
| Receipts:                                  | 5,723              | 1,101             |
| <b><u>IOWA/MINNESOTA - LM_HG206:</u></b>   |                    |                   |
| Range:                                     | \$44.00 - \$53.00  | N/A - N/A         |
| Weighted Average:                          | \$51.68            | N/A               |
| Change from Prior Day:                     | 0.16 higher        | N/A               |
| Receipts:                                  | 2,503              | 571               |
| <b><u>WESTERN CORNBELT - LM_HG212:</u></b> |                    |                   |
| Range:                                     | \$44.00 - \$53.00  | N/A - N/A         |
| Weighted Average:                          | \$51.66            | N/A               |
| Change from Prior Day:                     | 0.25 higher        | N/A               |
| Receipts:                                  | 2,528              | 780               |
| <b><u>EASTERN CORNBELT - LM_HG210:</u></b> |                    |                   |
| Range:                                     | N/A - N/A          | \$33.00 - \$38.00 |
| Weighted Average:                          | N/A                | \$36.57           |
| Change from Prior Day:                     | N/A                | 0.81 lower        |
| Receipts:                                  | 3,160              | 321               |



**NATIONAL DAILY PORK REPORT FOB PLANT- LM\_PK602:**

| Carcass Cutout Values |           | Change: |
|-----------------------|-----------|---------|
| Primal Loin           | 68.15     | 1.82    |
| Primal Butt           | 68.86     | 1.33    |
| Primal Picnic         | 86.22     | 2.00    |
| Primal Rib            | 44.63     | 0.14    |
| Primal Ham            | 125.82    | 1.29    |
| Primal Ham            | 55.77     | 1.84    |
| Primal Belly          | 91.00     | 4.15    |
| Total Loads           | 313.26    |         |
| Pork Cuts             | 288.75    |         |
| Trim/Process Pork     | 24.51 Lds |         |



**DAILY EST. HOG SLAUGHTER UNDER FIS - SJ\_LS710**

|                |         |
|----------------|---------|
| Today (est)    | 464,000 |
| Week Ago (est) | 450,000 |
| Year Ago (act) | 304,000 |

| CME Lean Hog CLOSE | High  | Low   | Settle | Change  |
|--------------------|-------|-------|--------|---------|
| MAY                | 69.50 | 68.00 | 68.18  | (-1.52) |
| JUN                | 78.08 | 76.40 | 76.80  | (-0.85) |
| JLY                | 79.80 | 78.25 | 78.68  | (-0.90) |
| AUG                | 79.50 | 78.03 | 78.38  | (-1.05) |

**CME Lean Hog Delayed Futures**

**ESTIMATED WEEKLY PORK PRODUCTION UNDER FIS - SJ\_LS712**

| Week Ending | Hog Slaughter | Million Pounds | Live Weight | Dressed Weight |
|-------------|---------------|----------------|-------------|----------------|
| 04/14/18    | 2,385,000     | 510.8          | 286         | 214            |
| 04/07/18    | 2,335,000     | 500.3          | 286         | 214            |
| 2018 YTD    | 35,610,000    | 7,621.6        |             |                |
| 2017 YTD    | 34,659,000    | 7,369.5        |             |                |

