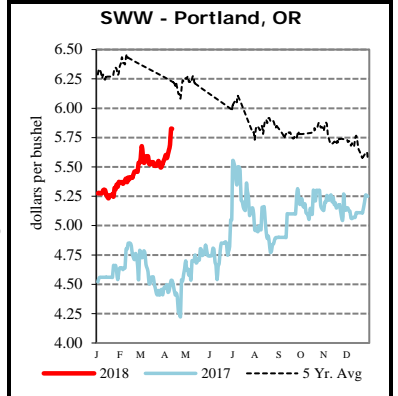
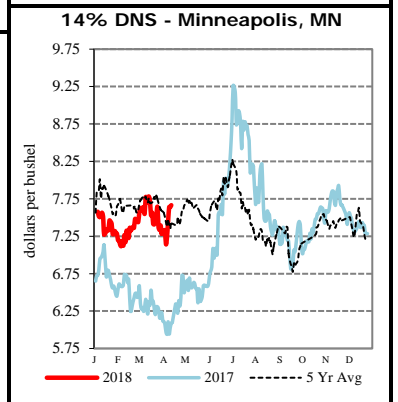


EXPORT	PRICE (\$/bu)	CHANGE (¢/bu)	BASIS (¢)		CHANGE
<u>Atlantic - JO GR850</u>					
Soybeans	10.3700	-12.25	-5.00	K	UNCH
SRW	NQ	NQ	NQ		NQ
<u>Chicago - GX GR110</u>					
Corn	3.4750 - 3.6550	-3.75	-35.00	K to -17.00	UNCH
Soybeans	10.0700 - 10.1700	-12.25	-35.00	K to -25.00	UNCH
SRW	4.6125 - 4.6225	-10.25	-1.00	K to Opt	UNCH
<u>Gulf - JO GR112</u>					
Corn	4.4650 - 4.5050	+1.25 to -5.75	+64.00	K to +68.00	+5.00 to -2.00
Soybeans	11.0700 - 11.1200	-7.25 to -13.25	+65.00	K to +70.00	+5.00 to -1.00
SRW	5.2025 - 5.3425	-10.25	+58.00	K to +72.00	UNCH
12 HRW	5.4300 - 6.0700	No Comp	+65.00	K to +129.00	No Comp
<u>PNW - JO GR110</u>					
SRW	5.73 - 5.90	-6.00 to UNCH	+111.00	K to +127.75	+5.00 to +10.75
Ord HRW	5.38 - 5.63	-18.00	+60.00	K to +85.00	UNCH
<u>Toledo - GX GR111</u>					
Corn	3.8050	-3.75	-2.00	K	UNCH
Soybeans	10.2100 - 10.3225	-12.25 to -11.75	-21.00	N	UNCH
SRW	4.7225 - 4.8225	-10.25	+10.00	K to +20.00	UNCH

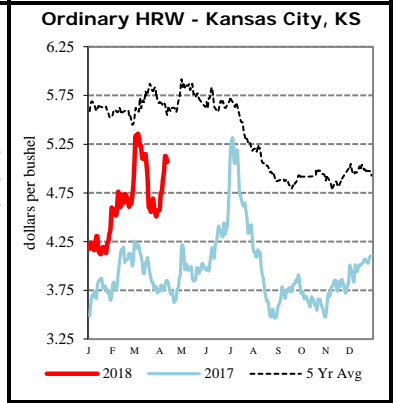
All prices are reported in dollars/bushel, except soybean and corn oil is in cents/lb. and soybean meal is in dollars/ton.



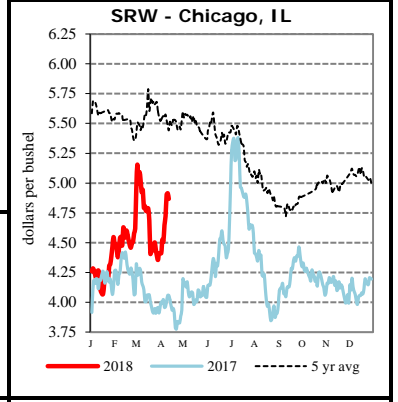
TERMINAL	PRICE (\$/bu)	CHANGE (¢/bu)	BASIS (¢)		CHANGE
<u>Kansas City - SJ GR112</u>					
Corn	3.70	-3.00	-13.00	K	UNCH
Soybeans	10.12 - 10.17	-12.00	-30.00	K to -25.00	UNCH
Ord HRW	4.68	-18.00	-10.00	K	UNCH
<u>Minneapolis - MS GR110</u>					
14 DNS/NS Del Chicago	7.5175 - 7.5675	-10.25	+145.00	K to +150.00	UNCH
Oats	2.4550 - 2.9050	-4.00	+15.00	K to +60.00	UNCH
<u>Omaha - WH GR110</u>					
Corn	3.63 - 3.66	-3.00	-19.50	K to -16.50	+0.75
Soybeans	9.92	-12.00	-50.00	K	+0.25
<u>Portland - JO GR111</u>					
11.5 HRW	6.23 - 6.38	-18.00	+145.00	K to +160.00	UNCH
14 DNS	7.42 - 7.67	-10.00	+135.00	K to +160.00	UNCH



RIVER	PRICE (\$/bu)	CHANGE (¢/bu)	BASIS (¢)		CHANGE
<u>So. Iowa, Mississippi River - MS GR114</u>					
Corn	3.3350 - 3.4250	-3.75	-49.00	K to -40.00	UNCH
Soybeans	9.8500 - 9.9700	-12.25 to -15.25	-57.00	K to -45.00	UNCH to -3.00
<u>St. Louis, Mississippi River - JC GR110</u>					
Corn	3.7300 - 3.7500	No Comp	-9.50	K to -7.50	No Comp
Soybeans	10.2500 - 10.3200	No Comp	-17.00	K to -10.00	No Comp
SRW	4.5200 - 4.7400	No Comp	-10.25	K to +11.75	No Comp
<u>Memphis, Mississippi River - LR GR110</u>					
Corn	3.9250 - 3.9450	-3.75	+10.00	K to +12.00	UNCH
Soybeans	10.5200 - 10.5600	-12.25 to -14.25	+10.00	K to +14.00	UNCH to -2.00
SRW	NQ	NQ	NQ		NQ
<u>Cincinnati, Ohio River - GX GR114</u>					
Corn	3.5450 - 3.6250	+0.25 to +1.25	-28.00	K to -20.00	+4.00 to +5.00
Soybeans	10.0400 - 10.2000	-12.25 to -8.25	-38.00	K to -22.00	UNCH to +4.00
SRW	NQ	NQ	NQ		NQ
<u>Mt. Vernon, Indiana, Ohio River - GX GR114</u>					
Corn	3.6750	+1.25 to -3.75	-15.00	K	+5.00 to UNCH
Soybeans	10.2400 - 10.3000	-10.25 to -12.25	-18.00	K to -12.00	+2.00 to UNCH
SRW	4.4225 - 4.7225	-10.25	-20.00	K to +10.00	UNCH
<u>No. Peoria, Illinois River - GX GR112</u>					
Corn	3.5050 - 3.5450	+1.25 to -1.75	-32.00	K to -28.00	+5.00 to +2.00
Soybeans	10.0000 - 10.0400	-9.25 to -10.25	-42.00	K to -38.00	+3.00 to +2.00



PROCESSOR	PRICE	CHANGE	BASIS		CHANGE
<u>Central IL</u>					
<u>Corn</u>	3.5250 - 3.7950	-3.75	-30.00	K to -3.00	UNCH
<u>Soybeans</u>	10.2000 - 10.3400	-14.25 to -12.25	-22.00	K to -8.00	-2.00 to UNCH
Crude SB Oil	29.38 - 29.68	-0.30	-180.00	K to -150.00	UNCH
48 SB Meal	381.80 - 382.80	-6.00 to -11.00	+4.00	K to +5.00	-1.00 to -6.00
Crude Corn Oil	28.00	UNCH	N/A		N/A



FUTURES		PRICE	CHANGE	PRICE	CHANGE		
CME Group	Corn	K May 18	3.8250	-3.75	N Jul 18	3.9100	-3.50
	Soybeans	K May 18	10.4200	-12.25	N Jul 18	10.5325	-11.75
	Wheat (SRW)	K May 18	4.6225	-10.25	N Jul 18	4.7900	-10.25
	Oats	K May 18	2.3050	-3.75	N Jul 18	2.3675	-4.75
MGEX	HRS Wheat (DNS)	K May 18	6.0675	-10.25	N Jul 18	6.1625	-10.50
KCBOT	HRW Wheat	K May 18	4.7800	-17.75	N Jul 18	4.9700	-18.00

USDA Livestock, Poultry & Grain Market News
 210 Walnut Street, Room 767
 Des Moines, Iowa 50309
 Phone: 515-284-4460
 Email: Desm.LPGMN@ams.usda.gov
www.ams.usda.gov/LPSMarketNewsPage