

[LM XB403](#)

DAILY ESTIMATED CUTOUT VALUES

	<u>Choice</u> <u>600-900#</u>	<u>Select</u> <u>600-900#</u>	Choice/Select Spread
Cutout Values	211.79	199.98	11.81
Change from Prior Day	(0.82)	0.07	
Primal Rib	346.49	304.24	
Primal Chuck	170.40	167.19	
Primal Round	164.28	162.72	
Primal Loin	283.14	257.73	
Primal Brisket	177.35	169.64	
Primal Short Plate	171.06	171.06	
Primal Flank	120.24	122.87	
			Load Count:
			Total 116
			Choice 51
			Select 30
			Trimming 15
			Grinds 19

Fresh 50% Trimmings 15 Loads @ 94.03

[NW LS441](#)

USDA BY-PRODUCT DROP VALUE (STEER) - DAILY

9.73 Change: unch

[LM CT100](#)

5 AREA WEEKLY ACCUMULATED WEIGHTED AVG CATTLE PRICE

As of 10:00 am	<u>Head Count</u>	<u>Avg Weight</u>	<u>Avg Price</u>
Live Steer	29,145	1,392	119.49
Live Heifer	19,197	1,264	119.07
Dressed Steer	8,310	899	189.97
Dressed Heifer	3,074	806	189.71

[SJ LS710](#)

ESTIMATED DAILY CATTLE SLAUGHTER

Today (est)	116,000		
Week Ago (est)	118,000		
Year Ago (act)	107,000		
Week to Date			
Same Period Last Week			
Same Period Last Year			
Previous Day Estimated		Friday	Saturday
	Steer and Heifer	93,000	9,000
	Cow and Bull	23,000	5,000

[SJ LS712](#)

BEEF PRODUCTION	4/14/2018 (Estimate)	Last Week (Estimate)	Last Year (Actual)
Slaughter	605,000	615,000	589,000
Live Weights	1357	1360	1328
Dressed Weights	818	820	803
Beef Production (millions of pounds)	493.5	502.9	472.2

[NW LS410](#)

USDA BEEF CARCASS PRICE EQUIVALENT INDEX VALUE

	<u>Choice</u> <u>600-900#</u>	<u>Select</u> <u>600-900#</u>	<u>Dressing percent:</u>	
			<u>Steer</u>	<u>Heifer</u>
Change	189.79	177.82	63.53	63.47
	0.74	1.00		

[LM XB405](#)

USDA NATIONAL CUTTER COW CARCASS CUTOUT

173.27 Change (0.71) 90% lean: 218.06

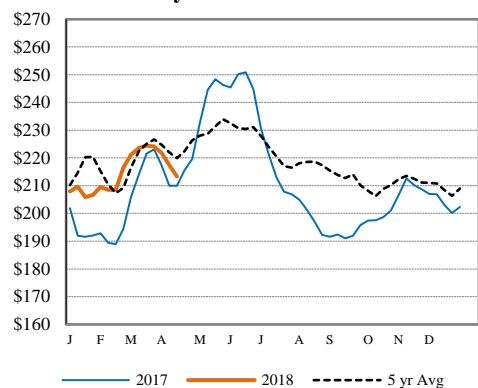
[CME LIVE CATTLE](#)

	<u>High</u>	<u>Low</u>	<u>Close</u>	<u>Change</u>
APR	118.40	117.10	117.15	0.60
JUN	105.95	103.93	104.18	0.53
AUG	105.88	104.00	104.20	(0.08)

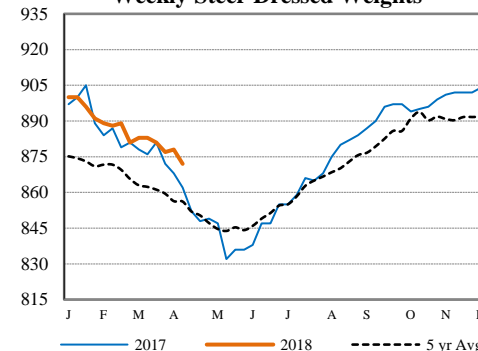
[CME FEEDER CATTLE](#)

	<u>High</u>	<u>Low</u>	<u>Close</u>	<u>Change</u>
APR	141.30	139.00	139.23	0.15
MAY	142.65	140.08	140.38	UNCH
AUG	146.78	144.35	144.78	(0.33)

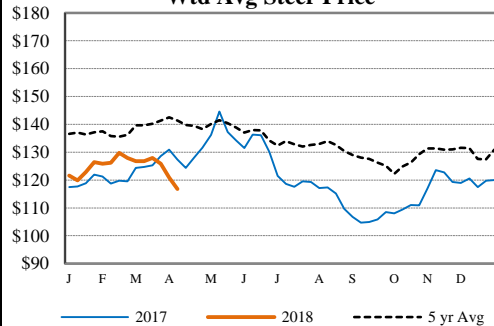
Weekly Choice Cutout



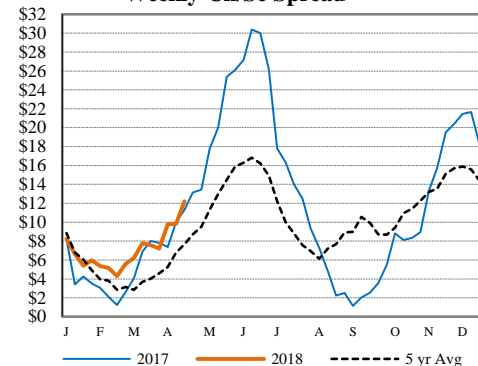
Weekly Steer Dressed Weights



5 Area Weekly Wtd Avg Steer Price



Weekly Ch/Se Spread



USDA Livestock Poultry Grain Market News

Des Moines, Iowa
Phone: 515-284-4460
Email: desm.lpgmn@ams.usda.gov
[USDA AMS Livestock, Poultry & Grain Market News Portal](#)