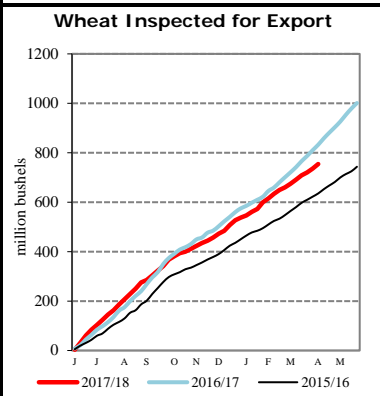
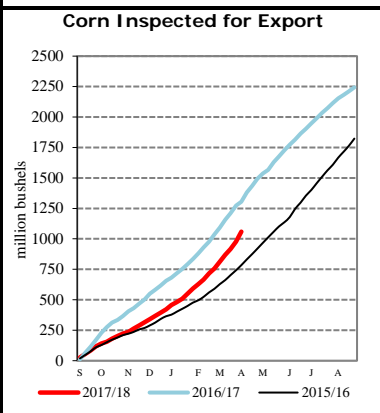


EXPORT	PRICE (\$/bu)	CHANGE (¢/bu)	BASIS (¢)		CHANGE
<u>Atlantic - JO_GR850</u>					
Soybeans	10.4925	-6.50	-5.00	K	UNCH
SRW	NQ	NQ	NQ		NQ
<u>Chicago - GX_GR110</u>					
Corn	3.5125 - 3.6925	-2.50	-35.00	K to -17.00 K	UNCH
Soybeans	10.1925 - 10.2925	-6.50	-35.00	K to -25.00 K	UNCH
SRW	4.7150 - 4.7250	-8.50	-1.00	K to Opt K	UNCH
<u>Gulf - JO_GR112</u>					
Corn	4.4525 - 4.5625	-2.50 to +3.50	+59.00	K to +70.00 K	UNCH to +6.00
Soybeans	11.1425 - 11.2525	-6.50 to -2.50	+60.00	K to +71.00 K	UNCH to +4.00
SRW	5.3050 - 5.4450	-8.50	+58.00	K to +72.00 K	UNCH
12 HRW	NQ	NQ	NQ		NQ
<u>PNW - JO_GR110</u>					
SWW	5.79 - 5.90	-3.00 to -1.00	+106.00	K to +117.00 K	+5.00 to +7.00
Ord HRW	5.56 - 5.81	-12.00	+60.00	K to +85.00 K	UNCH
<u>Toledo - GX_GR111</u>					
Corn	3.8425	-0.50 to -2.50	-2.00	K	+2.00 to UNCH
Soybeans	10.3325 - 10.4400	-6.50 to +4.25	-21.00	N	No comp
SRW	4.8250 - 4.9250	-8.50 to +1.50	+10.00	K to +20.00 K	UNCH to +10.00

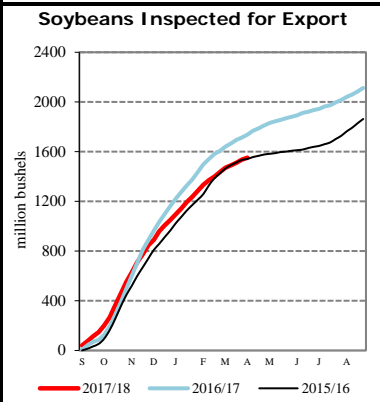
All prices are reported in dollars/bushel, except soybean and corn oil is in cents/lb. and soybean meal is in dollars/ton.



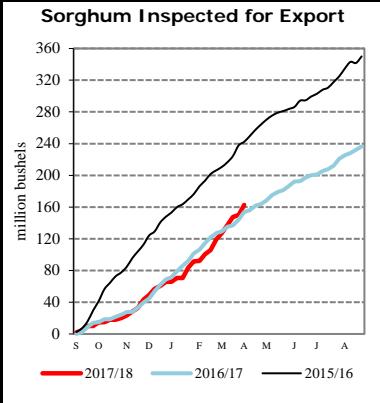
TERMINAL	PRICE (\$/bu)	CHANGE (¢/bu)	BASIS (¢)		CHANGE
<u>Kansas City - SJ_GR112</u>					
Corn	3.73	-2.00	-13.00	K	+1.00
Soybeans	10.24 - 10.29	-2.00	-30.00	K to -25.00 K	+5.00
Ord HRW	4.86	-12.00	-10.00	K	UNCH
<u>Minneapolis - MS_GR110</u>					
14 DNS/NS Del Chicago	7.6200 - 7.6700	-6.00 to -1.00	+145.00	K to +150.00 K	UNCH to +5.00
Oats	2.4925 - 2.9425	-3.00	+15.00	K to +60.00 K	UNCH
<u>Omaha - WH_GR110</u>					
Corn	3.66 - 3.69	-3.00	-20.25	K to -17.25 K	-0.50
Soybeans	10.04	-2.00	-50.25	K	+4.50
<u>Portland - JO_GR111</u>					
11.5 HRW	6.41 - 6.56	-12.00	+145.00	K to +160.00 K	UNCH
14 DNS	7.52 - 7.77	-6.00	+135.00	K to +160.00 K	UNCH



RIVER	PRICE (\$/bu)	CHANGE (¢/bu)	BASIS (¢)		CHANGE
<u>So. Iowa, Mississippi River - MS_GR114</u>					
Corn	3.3725 - 3.4625	-5.50 to -8.50	-49.00	K to -40.00 K	-3.00 to -6.00
Soybeans	9.9725 - 10.1225	-11.50 to -6.50	-57.00	K to -42.00 K	-5.00 to UNCH
<u>St. Louis, Mississippi River - JC_GR110</u>					
Corn	N/A	N/A	N/A		N/A
Soybeans	N/A	N/A	N/A		N/A
SRW	N/A	N/A	N/A		N/A
<u>Memphis, Mississippi River - LR_GR110</u>					
Corn	3.9625 - 3.9825	-2.50	+10.00	K to +12.00 K	UNCH
Soybeans	10.6425 - 10.7025	-6.50	+10.00	K to +16.00 K	UNCH
SRW	NQ	NQ	NQ		NQ
<u>Cincinnati, Ohio River - GX_GR114</u>					
Corn	3.5425 - 3.6125	-2.50	-32.00	K to -25.00 K	UNCH
Soybeans	10.1625 - 10.2825	-8.50 to -5.50	-38.00	K to -26.00 K	-2.00 to +1.00
SRW	NQ	NQ	NQ		NQ
<u>Mt. Vernon, Indiana, Ohio River - GX_GR114</u>					
Corn	3.6625 - 3.7125	-1.50 to +2.50	-20.00	K to -15.00 K	+1.00 to +5.00
Soybeans	10.3425 - 10.4225	-6.50 to -14.50	-20.00	K to -12.00 K	UNCH to -8.00
SRW	4.5250 - 4.8250	-8.50	-20.00	K to +10.00 K	UNCH
<u>No. Peoria, Illinois River - GX_GR112</u>					
Corn	3.4925 - 3.5625	-4.50 to -1.50	-37.00	K to -30.00 K	-2.00 to +1.00
Soybeans	10.0925 - 10.1425	-6.50 to -10.50	-45.00	K to -40.00 K	UNCH to -4.00



PROCESSOR	PRICE	CHANGE	BASIS		CHANGE
<u>Central IL</u>					
<u>Corn</u>	3.5625 - 3.8325	+2.50 to -2.50	-30.00	K to -3.00 K	+5.00 to UNCH
<u>Soybeans</u>	10.3425 - 10.4625	-6.50	-20.00	K to -8.00 K	UNCH
Crude SB Oil	29.68 - 29.98	-0.15	-180.00	K to -150.00 K	UNCH
48 SB Meal	387.80 - 393.80	-0.60	+5.00	K to +11.00 K	UNCH
Crude Corn Oil	28.00	-2.80	N/A		N/A



FUTURES		PRICE	CHANGE	PRICE	CHANGE
CME Group	Corn	K May 18 3.8625	-2.50	N Jul 18 3.9450	-2.75
	Soybeans	K May 18 10.5425	-6.50	N Jul 18 10.6500	-6.75
	Wheat (SRW)	K May 18 4.7250	-8.50	N Jul 18 4.8925	-9.00
	Oats	K May 18 2.3425	-3.25	N Jul 18 2.4150	-2.25
MGEX	HRS Wheat (DNS)	K May 18 6.1700	-6.00	N Jul 18 6.2675	-5.75
KCBOT	HRW Wheat	K May 18 4.9575	-11.75	N Jul 18 5.1500	-11.00

USDA Livestock, Poultry & Grain Market News
 210 Walnut Street, Room 767
 Des Moines, Iowa 50309
 Phone: 515-284-4460
 Email: Desm.LPGMN@ams.usda.gov
www.ams.usda.gov/LPSMarketNewsPage