

[LM XB403](#)

**DAILY ESTIMATED CUTOUT VALUES**

	<b>Choice</b> <u>600-900#</u>	<b>Select</b> <u>600-900#</u>	<b>Choice/Select Spread</b>
Cutout Values	225.21	218.02	
Change from Prior Day	0.83	1.63	

	<b>Choice</b>	<b>Select</b>	<b>Load Count:</b>	
Primal Rib	370.96	343.44		Total 114
Primal Chuck	180.12	177.02		Choice 73
Primal Round	174.09	172.50		Select 22
Primal Loin	304.34	291.55		Trimming 13
Primal Brisket	198.68	197.49		Grinds 7
Primal Short Plate	167.62	167.62		
Primal Flank	127.71	127.47		

Fresh 50% Trimmings 12 Loads @ 80.85

[NW LS441](#)

**USDA BY-PRODUCT DROP VALUE (STEER) - DAILY**

10.10 Change: unch

[LM CT100](#)

**5 AREA WEEKLY ACCUMULATED WEIGHTED AVG CATTLE PRICE**

<i>As of 10:00 am</i>	<b>Head Count</b>	<b>Avg Weight</b>	<b>Avg Price</b>
Live Steer	42,120	1,408	125.99
Live Heifer	18,346	1,283	125.89
Dressed Steer	18,357	903	201.89
Dressed Heifer	8,252	811	201.75

[SJ LS710](#)

**ESTIMATED DAILY CATTLE SLAUGHTER**

Today (est)	119,000
Week Ago (est)	118,000
Year Ago (act)	116,000
Week to Date	473,000
Same Period Last Week	466,000
Same Period Last Year	466,000
Previous Day Estimated	Steer and Heifer 95,000 Cow and Bull 23,000

[SJ LS712](#)

<b>BEEF PRODUCTION</b>	<b>3/17/2018</b> (Estimate)	<b>Last Week</b> (Estimate)	<b>Last Year</b> (Actual)
Slaughter	595,000	597,000	589,000
Live Weights	1369	1369	1352
Dressed Weights	824	824	817
Beef Production (millions of pounds)	488.7	490.7	480.0

[NW LS410](#)

**USDA BEEF CARCASS PRICE EQUIVALENT INDEX VALUE**

	<b>Choice</b> <u>600-900#</u>	<b>Select</b> <u>600-900#</u>	<b>Dressing percent:</b>	
			<b>Steer</b>	<b>Heifer</b>
Change	201.82 (0.22)	193.92 0.18	63.48	63.50

[LM XB405](#)

**USDA NATIONAL CUTTER COW CARCASS CUTOUT**

172.58 Change (0.04) 90% lean: 218.12

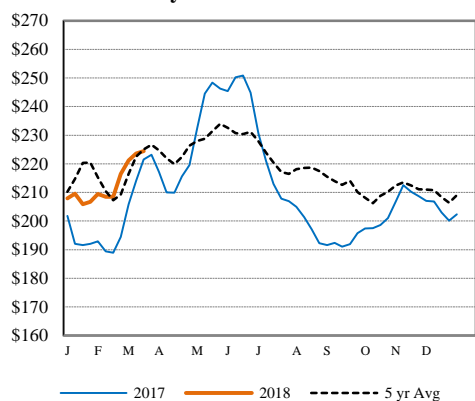
[CME LIVE CATTLE](#)

	<b>High</b>	<b>Low</b>	<b>Close</b>	<b>Change</b>
APR	118.43	117.45	118.15	0.45
JUN	108.78	107.08	108.40	1.02
AUG	106.55	105.00	106.38	1.10

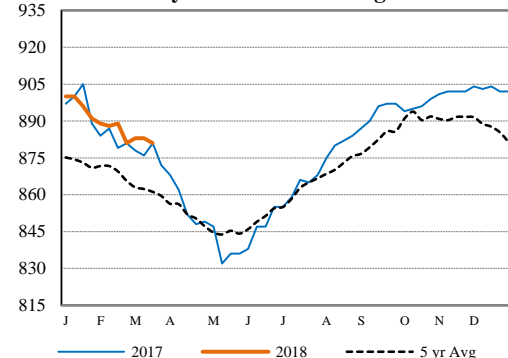
[CME FEEDER CATTLE](#)

	<b>High</b>	<b>Low</b>	<b>Close</b>	<b>Change</b>
MAR	137.93	136.25	137.53	0.75
APR	138.33	135.60	138.03	1.80
MAY	138.80	136.40	138.53	1.57

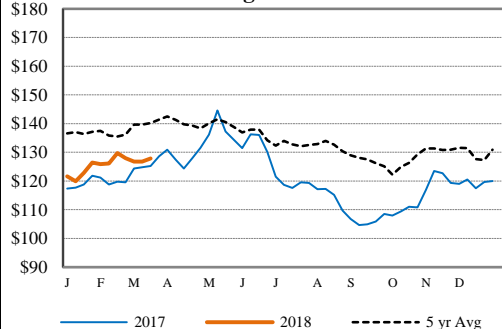
**Weekly Choice Cutout**



**Weekly Steer Dressed Weights**



**5 Area Weekly Wtd Avg Steer Price**



**Weekly Ch/Se Spread**

