



Specialty Crops Market News Division

Agricultural
Marketing
Service

National Retail Report - Specialty Crops

Websites: www.marketnews.usda.gov/mnp/fv-home and <http://www.ams.usda.gov/mnreports/fvwretail.pdf>
and http://www.ams.usda.gov/mnreports/wa_lo100.txt

Volume XII - Number 10

Issued Weekly

Friday, March 16, 2018

Advertised Prices for Specialty Crops at Major Retail Supermarket Outlets ending during the period of 03/10 to 03/22^{1,2}

THERE WAS NO NATIONAL RETAIL REPORT ? SPECIALTY CROPS ISSUED ON FRIDAY, MARCH 9, 2018 DUE TO REPORTER TRAINING.

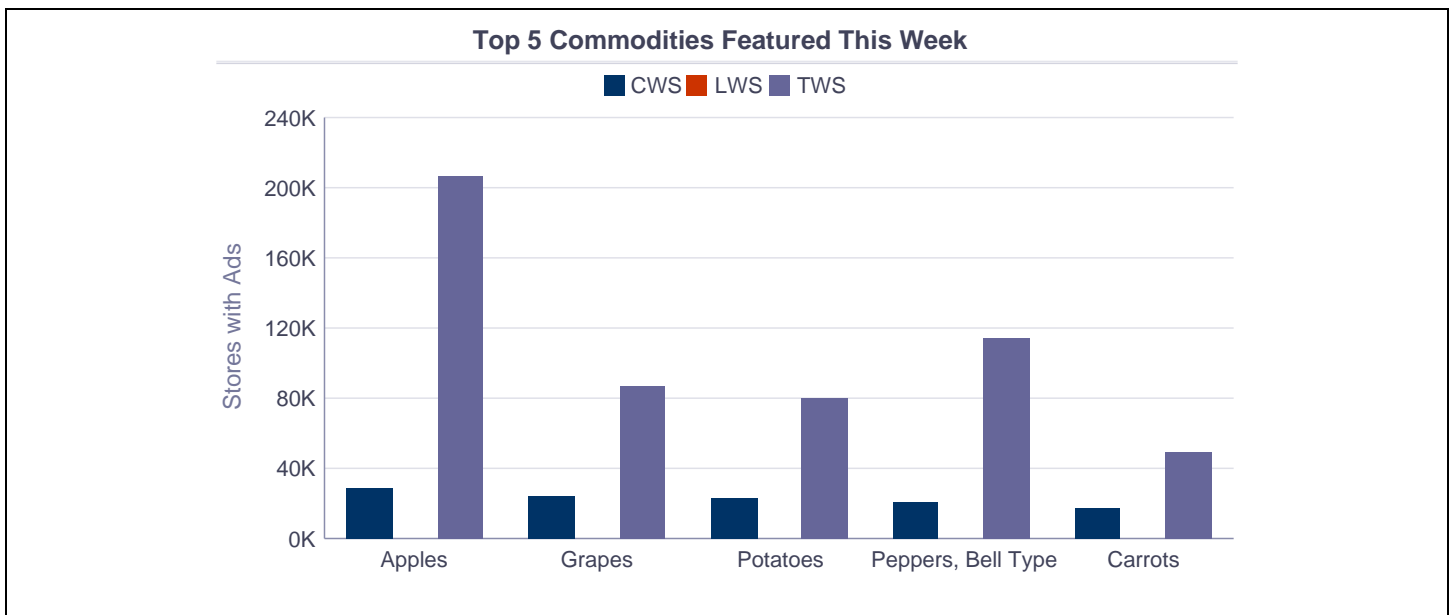
The Wearin? of the Green

Shoppers were able to take home more of their leprechaun gold this week, as retailers dropped prices on seasonal favorites. New crop TX sweet onions and FL potatoes were right on time to join cabbage, Irish soda bread, and corned beef in nearly every flyer ahead of St. Paddy?s Day. Sticking with the green theme, retailers showcased avocados and limes, as well as Lenten favorites like asparagus, green beans, and poblanos. With Easter close behind, pineapples, strawberries, salad, sweet potatoes, and watermelons were widely promoted.

Total ad numbers this week were 408,940. The total number of ads broken out by commodity groups: fruit 181,233 (44% of all ads), onions and potatoes 39,550 (10%), vegetables 180,307 (44%), herbs 2,048, and ornamentals 5,802. The number of ads for organic produce was 45,081, 11% of total ads.

The following are the prices of major advertised items (3,000 plus stores) this week, compared to the same week last year. Significant increases in price for fruit items this week included Navel oranges at 14% and Fuji apples at 12%. Significant decreases this week included blackberries at 20%, avocados at 16%, Honeycrisp apples at 13%, pineapples at 12%, and yellow nectarines at 10%. Significant increases in price for onions and potatoes this week included yellow onions at 18%; there were no significant decreases. Significant increases in vegetable prices this week included green onions at 57%, Roma tomatoes at 56%, bell peppers (red at 39%, orange at 36%, yellow at 34%), yellow onions at 18%, grape tomatoes at 18%, green beans at 18%, cabbage at 17%, and crown-cut broccoli at 10%. There were no significant decreases.

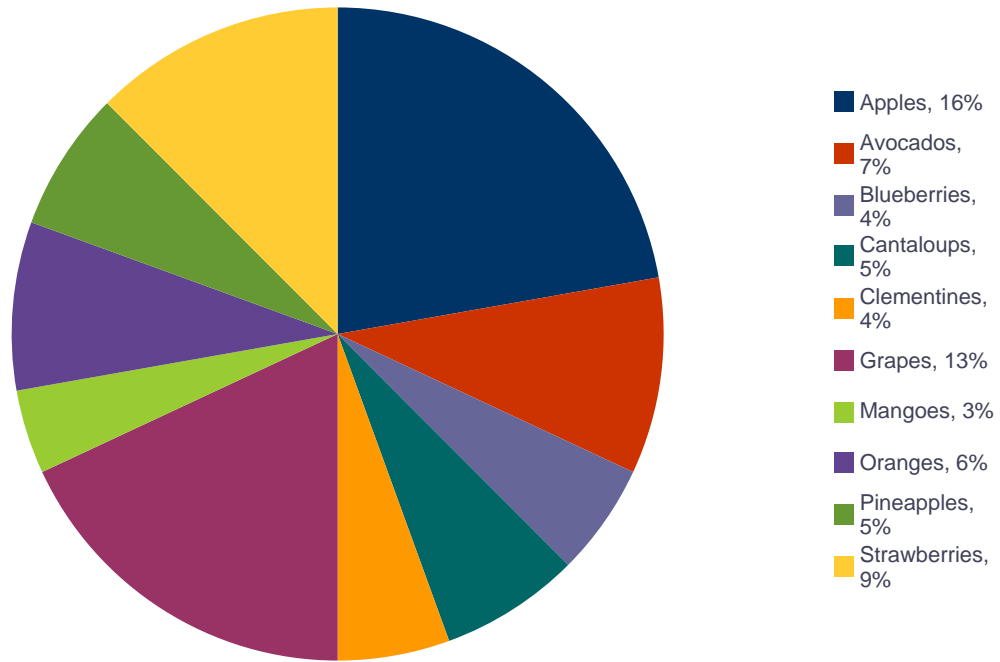
For more detailed information on organic and locally grown produce visit the National Retail--Local and Organic Report at: http://www.ams.usda.gov/mnreports/wa_lo100.txt



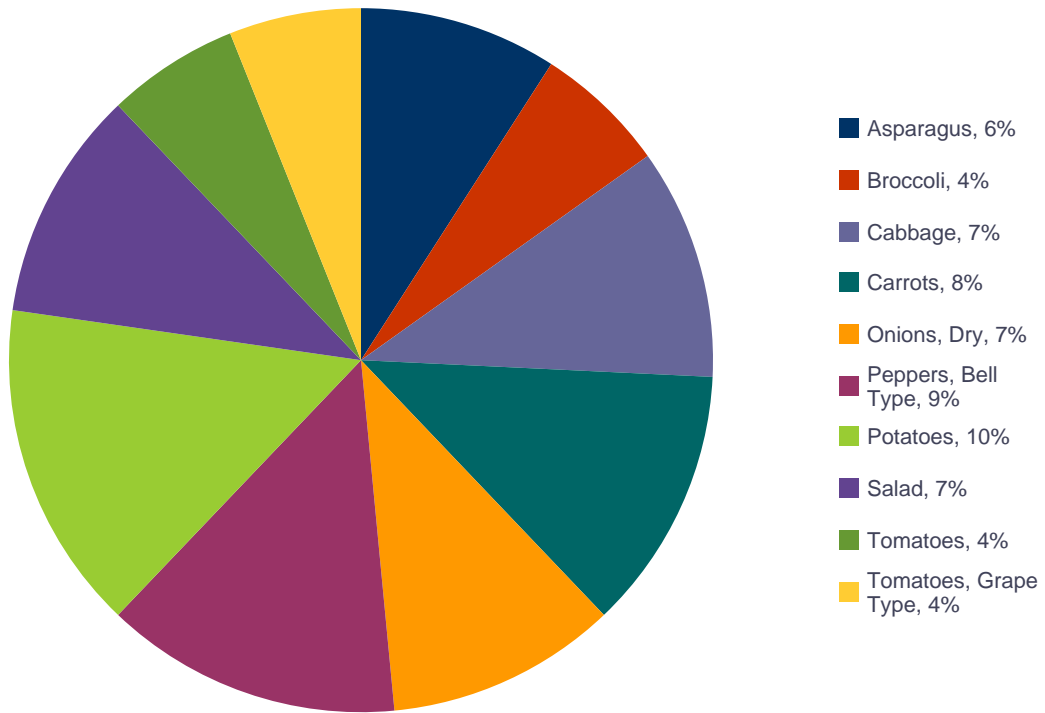
1 - Specialty Crops Market News surveys over 400 retailers, comprising over 30,300 individual stores, with online weekly advertised features.

2 - Date range reflects one week of data collection ending on the report date and encompasses ad pricing good from the Saturday before the report release date through the following Friday.

Top 10 Fruits as Percentage of Total Fruit Ads



Top 10 Vegetables as Percentage of Total Vegetable Ads Including Onions and Potatoes





NATIONAL SUMMARY

FRUITS								
Commodity	Variety	Unit	THIS WEEK		LAST WEEK		LAST YEAR	
			Stores With Ads	Wtd Avg Price	Stores With Ads	Wtd Avg Price	Stores With Ads	Wtd Avg Price
Apples	Braeburn	per pound	155	1.25			838	0.99
Apples	Braeburn	3 lb bag	9	1.48			21	3.98
Apples	Fuji	per pound	3,653	1.46			2,512	1.76
Apples	Fuji	3 lb bag	468	3.84			182	2.76
Apples	Fuji	2 lb bag	8	3.99				
Apples	Gala	per pound	1,877	1.22			3,352	2.06
Apples	Gala	3 lb bag	1,427	3.47			253	2.89
Apples	Gala	2 lb bag	263	2.05				
Apples	Golden Delicious	per pound	307	1.50			535	1.27
Apples	Golden Delicious	3 lb bag	108	3.09			133	2.80
Apples	Granny Smith	per pound	1,146	1.30			3,129	1.74
Apples	Granny Smith	3 lb bag	929	3.81			1,070	2.98
Apples	Granny Smith	2 lb bag	8	3.99				
Apples	Honeycrisp	per pound	3,188	2.35			817	3.34
Apples	Honeycrisp	3 lb bag	8	3.99			190	4.99
Apples	Honeycrisp	2 lb bag	154	3.99				
Apples	Jonagold	per pound	326	1.38				
Apples	Jonagold	5 lb bag	7	2.95			31	3.81
Apples	Mcintosh	per pound	10	0.96			5	1.29
Apples	Mcintosh	3 lb bag	582	3.09			50	2.59
Apples	Mcintosh	2 lb bag	255	1.99				
Apples	Pink Lady/Cripps Pink	per pound	1,670	1.85			1,754	2.85
Apples	Pink Lady/Cripps Pink	3 lb bag	576	3.95				
Apples	Red Delicious	per pound	2,008	1.31			2,542	1.05
Apples	Red Delicious	3 lb bag	1,194	3.19			1,660	2.91
Apples	Red Delicious	5 lb bag	311	4.43			431	5.06
Apples	Red Delicious	2 lb bag	263	2.05				
Apples, Processed	Juice	64 oz (1/2 gallon)	3,818	1.85			3,310	3.01
Apples, Processed	Juice	96 oz (3/4 gallon)	58	2.99				
Apples, Processed	Juice	128 oz (1 gallon)	209	4.70			92	4.03
Apples, Processed	Juice Marked Cider	64 oz (1/2 gallon)	167	1.56			185	2.68
Apples, Processed	Juice Marked Cider	96 oz (3/4 gallon)	58	2.99				

Wtd Avg - Simple weighted average



Avocados	Hass	each	10,872	1.12			2,851	1.60
Avocados	Hass	per pound	42	3.38				
Avocados	Various Greenskin Varieties	each	597	1.08			64	0.74
Bananas		per pound	485	0.57			1,085	0.66
Blueberries		6 oz package	3,543	2.28			1,700	2.66
Blueberries		1 pint package	935	2.98			820	3.39
Blueberries		18 oz package	19	4.99				
Cantaloups		each	7,998	1.98			6,271	2.02
Cantaloups		per pound	740	0.53			629	0.77
Clementines		5 lb package	2,102	5.97			1,598	5.88
Clementines		3 lb bag	4,016	4.39			4,084	5.32
Clementines		2 lb bag	843	2.91			857	3.81
Fruit, Other	Apple Pears	per pound	505	1.81			213	1.85
Fruit, Other	Cactus Pears	each	9	0.88			9	0.88
Grapefruit	Red	each	791	1.19			1,433	1.41
Grapefruit	Red	per pound	48	0.93			78	0.73
Grapefruit	Red	5 lb bag	61	3.87			452	3.11
Grapes	Black Seedless	per pound	2,273	1.80			2,951	2.45
Grapes	Red Globe	per pound	1,024	1.51			2,150	2.10
Grapes	Red Seedless	per pound	8,849	2.05			11,827	2.78
Grapes	White Seedless Type	per pound	11,928	1.94			11,701	2.72
Honeydews		each	2,314	3.19			1,410	3.17
Honeydews		per pound	13	0.65			67	1.33
Kiwifruit	Hayward	each	967	0.57			1,516	0.62
Kiwifruit	Hayward	1 lb bag	66	2.17			99	2.50
Lemons		each	2,546	0.60			2,059	0.51
Lemons		per pound	55	0.80			28	2.17
Lemons		2 lb bag	104	3.99			760	3.46
Limes		each	552	0.46			1,265	0.41
Limes		per pound	19	0.73			184	0.64
Mangoes		each	5,564	0.93			4,099	1.29
Mangoes		per pound	35	3.29			120	2.29
Misc Berries	Blackberries	5.6 - 6 oz package	5,049	2.33			11,394	3.37
Misc Citrus	Satsuma	per pound	17	2.98				
Misc Citrus	Satsuma	3 lb bag	96	2.77			116	3.80
Nectarines	Various White Flesh Varieties	per pound	519	1.88				
Nectarines	Various Yellow Flesh Varieties	per pound	3,402	2.30			1,937	2.83
Oranges	Navel	each	2,442	0.90			1,835	0.95



Oranges	Navel	per pound	4,085	1.14			3,470	1.42
Oranges	Navel	3 lb bag	892	3.14			901	2.71
Oranges	Navel	4 lb bag	665	4.85			1,676	3.03
Oranges	Navel	8 lb bag	160	6.69			615	4.93
Oranges	Valencia	4 lb bag	28	3.99			39	3.76
Papaya	Maradol/Tainung Types	per pound	1,019	0.80			2,023	0.83
Papaya	Solo Type	per pound	3	0.95			52	1.33
Peaches	Various White Flesh Varieties	per pound	255	1.77				
Peaches	Various Yellow Flesh Varieties	per pound	2,185	2.55			1,460	2.62
Pears	Bartlett	per pound	1,157	1.70			2,212	1.52
Pears	Bosc	per pound	1,015	1.44			1,148	1.50
Pears	D'Anjou	per pound	1,824	1.28			2,530	1.67
Pears	D'Anjou	3 lb bag	19	2.98				
Pineapples		each	8,875	2.58			7,172	3.63
Pineapples		per pound	160	0.61			298	0.97
Plums		per pound	2,643	1.93			1,540	2.04
Plums	Interspecific Type	per pound	200	2.99				
Raspberries	Red	6 oz package	3,944	2.90			2,241	2.69
Strawberries		1 lb package	12,586	2.40			12,105	3.04
Strawberries		2 lb package	2,188	4.69			1,327	5.46
Tangelos		per pound	2,317	1.25			1,113	0.99
Tangelos		each	279	1.13			51	0.94
Tangelos		3 lb bag	72	4.20			99	2.99
Tangerines		per pound	312	1.96			296	2.02
Tangerines		5 lb package	420	5.59			1,134	6.96
Tangerines		3 lb bag	2,453	4.58			2,427	5.25
Tangerines		2 lb bag	348	3.07			326	3.60
Tangerines		each	30	0.32			131	3.71
Watermelons	Red Flesh Seedless Miniature	each	3,989	3.09			4,218	3.78
Watermelons	Red Flesh Seedless Type	each	337	4.82			369	4.84
Watermelons	Red Flesh Seedless Type	per pound	216	0.39			476	0.76
ORGANIC								
Apples	Braeburn	per pound	265	2.04			409	2.09
Apples	Braeburn	2 lb bag	103	3.06				
Apples	Fuji	per pound	925	1.85			1,211	2.09
Apples	Fuji	3 lb bag	164	3.87				
Apples	Fuji	2 lb bag	1,215	3.98				
Apples	Gala	per pound	849	2.07			1,547	2.18



Apples	Gala	3 lb bag	278	4.29			293	4.29
Apples	Gala	2 lb bag	1,226	3.98				
Apples	Golden Delicious	per pound	248	1.80			14	1.49
Apples	Granny Smith	per pound	341	1.73			312	2.69
Apples	Granny Smith	3 lb bag	246	5.35				
Apples	Granny Smith	2 lb bag	108	3.10				
Apples	Honeycrisp	per pound	674	2.73			6	4.29
Apples	Honeycrisp	2 lb bag	782	4.48				
Apples	Pink Lady/Cripps Pink	per pound	190	1.99			401	1.99
Apples	Red Delicious	per pound	492	1.34			605	1.59
Apples	Red Delicious	3 lb bag	61	3.23			8	3.99
Apples	Red Delicious	2 lb bag	21	3.48				
Apples, Processed	Juice	64 oz (1/2 gallon)	773	3.76			85	3.23
Avocados	Hass	each	351	1.45			714	1.78
Avocados	Various Greenskin Varieties	each	9	1.29			5	2.00
Bananas		per pound	850	0.78			1,076	0.76
Blueberries		4.4 oz package	35	6.29			51	3.99
Blueberries		6 oz package	1,932	3.39			845	3.97
Blueberries		1 pint package	8	3.99			71	3.79
Blueberries		18 oz package	132	4.03				
Clementines		2 lb bag	270	5.55			118	4.48
Grapefruit	Red	each	72	1.08			45	1.44
Grapefruit	Red	per pound	98	1.01			99	1.27
Grapefruit	Red	5 lb bag	146	2.98				
Lemons		each	101	0.64			338	1.16
Lemons		per pound	7	0.99				
Lemons		2 lb bag	319	3.49			297	4.59
Limes		each	109	0.59			147	0.59
Mangoes		each	582	2.00			739	1.81
Mangoes		per pound	21	3.99				
Misc Berries	Blackberries	5.6 - 6 oz package	862	3.54			2,087	5.29
Oranges	Navel	each	27	1.14			730	0.86
Oranges	Navel	per pound	165	1.55			360	1.66
Oranges	Navel	3 lb bag	1,177	4.74			1,077	4.72
Oranges	Navel	4 lb bag	6	6.99			29	5.77
Oranges	Valencia	per pound	306	1.25			85	0.99
Oranges	Valencia	4 lb bag	177	2.98			17	2.98
Pears	Bartlett	per pound	355	1.79			305	2.07



Pears	Bosc	per pound	175	2.28			271	1.76
Pears	D'Anjou	per pound	133	2.48			469	1.38
Pineapples		each	23	2.10			26	3.50
Raspberries	Red	6 oz package	191	3.77			292	4.72
Strawberries		1 lb package	1,444	3.92			3,465	3.66
Tangelos		per pound	53	1.65				
Tangerines		2 lb bag	800	5.20			471	4.05

ONIONS AND POTATOES

Commodity	Variety	Unit	THIS WEEK		LAST WEEK		LAST YEAR	
			Stores With Ads	Wtd Avg Price	Stores With Ads	Wtd Avg Price	Stores With Ads	Wtd Avg Price
Onions, Dry	Red	per pound	403	1.01			972	0.80
Onions, Dry	Red	2 lb bag	321	2.18			399	1.52
Onions, Dry	White	per pound	323	0.56			892	0.67
Onions, Dry	White	2 lb bag	25	2.10			18	1.16
Onions, Dry	White	3 lb bag	8	1.18			48	1.33
Onions, Dry	Yellow	per pound	6,650	0.85			1,687	1.16
Onions, Dry	Yellow	2 lb bag	513	1.59			706	1.03
Onions, Dry	Yellow	3 lb bag	4,163	1.59			5,309	1.91
Onions, Dry	Yellow	5 lb bag	157	2.65			322	2.81
Onions, Dry	Yellow Marked Sweet	per pound	2,918	1.22			3,901	1.49
Onions, Dry	Yellow Marked Sweet	2 lb bag	50	3.47			11	1.50
Onions, Dry	Yellow Marked Sweet	3 lb bag	236	2.91			1,373	2.83
Onions, Dry	Yellow Marked Sweet	5 lb bag	15	2.69			231	3.99
Potatoes	Round Red	per pound	3,119	0.78			2,445	0.90
Potatoes	Round Red	3 lb bag	714	2.08			1,065	2.40
Potatoes	Round Red	5 lb bag	6,026	2.54			7,629	5.62
Potatoes	Round Red	10 lb bag	22	2.44			13	2.18
Potatoes	Round White	per pound	96	0.81			65	0.86
Potatoes	Round White	3 lb bag	69	2.50			190	2.99
Potatoes	Round White	5 lb bag	604	2.11			706	1.77
Potatoes	Russet	per pound	783	0.85			1,390	1.07
Potatoes	Russet	3 lb bag	1	1.49			6	1.50
Potatoes	Russet	5 lb bag	1,068	2.12			3,589	2.20
Potatoes	Russet	10 lb bag	736	2.66			901	2.66
Potatoes	Russet	8 lb bag	50	2.89			1,784	2.16
Potatoes	Yellow Type	per pound	793	0.85			642	0.94
Potatoes	Yellow Type	3 lb bag	136	2.00			107	1.92

Wtd Avg - Simple weighted average



Potatoes	Yellow Type	5 lb bag	6,415	3.77			1,278	7.29
ORGANIC								
Onions, Dry	Red	per pound	2	0.98				
Onions, Dry	White	per pound	2	0.98				
Onions, Dry	Yellow	per pound	38	0.84			500	1.35
Onions, Dry	Yellow	2 lb bag	192	1.58				
Onions, Dry	Yellow	3 lb bag	86	3.13			4,773	3.90
Onions, Dry	Yellow Marked Sweet	per pound	12	0.89			123	1.47
Onions, Dry	Yellow Marked Sweet	2 lb bag	232	2.55			3	1.99
Potatoes	Round Red	per pound	103	1.05			36	0.79
Potatoes	Round Red	3 lb bag	567	3.29			609	3.44
Potatoes	Round Red	5 lb bag	546	4.20			160	4.91
Potatoes	Russet	per pound	8	1.29			195	0.87
Potatoes	Russet	3 lb bag	576	3.56			299	2.57
Potatoes	Russet	5 lb bag	152	4.00			629	3.14
Potatoes	Yellow Type	per pound	65	1.08			9	0.79
Potatoes	Yellow Type	3 lb bag	419	3.29			617	3.72
Potatoes	Yellow Type	5 lb bag	136	4.99			141	4.92
VEGETABLES								
Commodity	Variety	Unit	THIS WEEK		LAST WEEK		LAST YEAR	
			Stores With Ads	Wtd Avg Price	Stores With Ads	Wtd Avg Price	Stores With Ads	Wtd Avg Price
Artichokes		each	239	1.53			218	1.79
Asparagus	Green	per pound	13,143	2.35			9,404	2.46
Beans	Round Green Type	per pound	7,228	1.72			3,190	1.93
Beets		per bunch	56	2.49				
Beets		per pound	122	0.94			14	0.50
Bok Choy		per pound	71	0.98			15	0.99
Broccoli		per pound	826	1.66			127	0.96
Broccoli		per bunch	823	2.18			617	1.47
Broccoli	Crown Cut	per pound	7,258	1.72			1,655	2.08
Brussels Sprouts		per pound	1,851	2.06			1,141	1.49
Cabbage	Red Type	per pound	14	0.36			24	0.33
Cabbage	Round Green Type	per pound	15,398	0.42			14,167	0.74
Carrots		per pound	384	0.74			114	0.34
Carrots		1 lb bag	509	0.65			929	1.42
Carrots		2 lb bag	5,667	1.25			2,696	2.42

Wtd Avg - Simple weighted average



Carrots	Baby Peeled	1 lb bag	3,993	1.17		6,958	1.60
Carrots	Baby Peeled	2 lb bag	2,606	2.30		1,451	2.56
Cauliflower		each	934	2.50		428	2.48
Cauliflower		per pound	390	1.77		205	2.32
Celery		each	2,267	1.15		3,339	1.22
Celery		per pound	141	1.22		107	1.22
Celery	Hearts	each	1,389	2.44		416	2.26
Chinese Cabbage		per pound	55	0.42		6	1.29
Cilantro		per bunch	2,020	0.79		1,007	0.80
Corn-Sweet		each	3,460	0.44		2,094	0.88
Cucumbers		each	1,791	0.70		3,995	1.07
Cucumbers		per pound	35	2.19		160	1.70
Cucumbers	Long Seedless-Greenhouse	each	2,783	1.41		4,796	1.57
Eggplant		per pound	373	1.38		631	1.38
Eggplant		each	273	1.33		583	1.00
Garlic		per sleeve	287	1.18			
Greens	Collard	per bunch	286	1.27		208	0.91
Greens	Collard	per pound	115	1.18		302	1.00
Greens	Collard	1 lb bag	302	2.15		4	2.79
Greens	Kale	per bunch	325	1.02		640	1.52
Greens	Kale	per pound	101	1.15		190	1.16
Greens	Kale	1 lb bag	302	2.15		4	2.79
Greens	Mustard	per bunch	218	1.03		187	0.77
Greens	Mustard	1 lb bag	97	2.50			
Greens	Swiss Chard	per bunch	13	0.99		6	0.99
Greens	Turnip Tops	per bunch	180	1.07		172	0.74
Greens	Turnip Tops	per pound	5	0.68			
Greens	Turnip Tops	1 lb bag	97	2.50			
Lettuce, Iceberg		each	1,434	1.06		1,630	1.44
Lettuce, Iceberg		per pound	27	1.72			
Lettuce, Other	Boston	each	625	1.97		11	2.46
Lettuce, Other	Boston-Greenhouse	each	6	2.50			
Lettuce, Other	Green Leaf	each	1,109	1.29		739	1.55
Lettuce, Other	Green Leaf	per pound	9	1.85		54	2.08
Lettuce, Other	Red Leaf	each	1,068	1.29		353	1.62
Lettuce, Other	Red Leaf	per pound	3	2.98		54	2.08
Lettuce, Romaine		each	1,101	1.29		1,880	1.06
Lettuce, Romaine		3 count package	8	2.98			
Lettuce, Romaine		per pound	232	1.52		134	1.87



Lettuce, Romaine	Hearts	3 count package	1,430	2.76			559	3.54
Mushrooms	Portobella	8 oz package	71	1.68			1,341	2.87
Mushrooms	Portobella	6 oz package	320	3.03			170	2.88
Mushrooms	White	per pound	335	2.21			51	3.04
Mushrooms	White	8 oz package	2,225	1.74			7,765	2.65
Onions Green		per bunch	5,827	0.94			859	0.55
Peppers, Bell Type	Green	per pound	671	1.39			801	1.75
Peppers, Bell Type	Green	each	2,111	0.95			1,556	0.89
Peppers, Bell Type	Orange	per pound	370	2.93			101	2.79
Peppers, Bell Type	Orange	each	3,312	1.17			2,695	0.86
Peppers, Bell Type	Orange-Greenhouse	per pound	6	2.49				
Peppers, Bell Type	Orange-Greenhouse	each	530	1.53			865	1.60
Peppers, Bell Type	Red	per pound	581	2.38			1,069	2.58
Peppers, Bell Type	Red	each	4,451	1.17			3,864	0.84
Peppers, Bell Type	Red-Greenhouse	per pound	86	2.02			5	2.99
Peppers, Bell Type	Red-Greenhouse	each	530	1.53			865	1.60
Peppers, Bell Type	Yellow	per pound	383	2.90			109	2.57
Peppers, Bell Type	Yellow	each	3,924	1.15			2,695	0.86
Peppers, Bell Type	Yellow-Greenhouse	per pound	86	2.02				
Peppers, Bell Type	Yellow-Greenhouse	each	530	1.53			865	1.60
Peppers, Other	Jalapeno	per pound	919	0.79			1,833	0.76
Peppers, Other	Jalapeno	1 lb package	7	0.50				
Peppers, Other	Mixed Mini Sweet Types	1 lb package	864	2.26			1,332	3.62
Peppers, Other	Mixed Mini Sweet Types-Greenhouse	1 lb package	6	1.50				
Peppers, Other	Serrano	per pound	355	0.82			176	0.82
Radishes		per bunch	674	0.66			270	0.42
Radishes		1 lb bag	113	1.28			8	1.49
Salad	Mixed Types	1 lb bag	93	2.86			1,029	2.01
Salad	Mixed Types	10 - 12 oz package	6,258	2.34			4,703	3.39
Salad	Mixed Types	5 - 9 oz package	5,579	2.45			4,954	2.69
Spinach		per bunch	324	1.54			194	2.06
Spinach	Flat, Baby Type	10 oz package	123	2.31			293	3.42
Spinach	Flat, Baby Type	1 lb package	59	3.49			22	3.00
Spinach	Flat, Baby Type	8 oz package	1,425	1.97			838	2.86
Spinach	Flat, Baby Type	9 oz package	53	2.50			12	2.32
Spinach	Flat, Baby Type	5 - 6 oz package	8	2.50			1,346	3.63
Squash	Acorn	per pound	30	1.06			110	0.82
Squash	Butternut	per pound	22	0.97			119	0.79



Squash	Grey	per pound	371	0.71			252	0.57
Squash	Yellow Crookneck/Straightneck	per pound	803	1.56			2,627	1.40
Squash	Zucchini	per pound	1,031	1.38			2,761	1.53
Sweet Potatoes		per pound	5,832	0.98			3,613	1.51
Tomatillos		per pound	479	0.71			511	0.80
Tomatoes		per pound	862	1.03			1,481	1.79
Tomatoes	Vine Ripes	per pound	2,732	1.54			2,393	1.54
Tomatoes	Vine Ripes, On The Vine-Greenhouse	per pound	3,993	1.67			7,498	2.26
Tomatoes	Vine Ripes-Greenhouse	per pound	1,223	1.51			1,069	1.79
Tomatoes, Cherry		1 pint package	49	2.11			18	3.19
Tomatoes, Grape Type		1 pint package	1,554	2.25			2,368	2.10
Tomatoes, Grape Type		10 oz package	5,508	2.36			1,564	2.15
Tomatoes, Plum Type	Roma	per pound	6,277	1.33			2,607	1.44
Vegetables Other	Cactus Leaf (Nopales)	per pound	323	0.91			493	0.80
ORGANIC								
Asparagus	Green	per pound	840	3.34			264	5.01
Beets		per bunch	124	1.14			489	1.82
Broccoli		per pound	267	1.23			184	1.66
Broccoli		per bunch	34	2.99			331	2.92
Broccoli	Baby Hybrid Type	per bunch	20	2.33				
Brussels Sprouts		per pound	31	2.50			9	2.49
Cabbage	Round Green Type	per pound	1,015	1.00			502	1.09
Carrots		per pound	18	0.99				
Carrots		1 lb bag	178	1.53			158	1.65
Carrots		2 lb bag	197	2.38			180	1.82
Carrots		per bunch	679	1.59			949	2.43
Carrots	Baby Peeled	1 lb bag	2,169	1.90			3,430	2.86
Carrots	Baby Peeled	2 lb bag	281	4.56			17	3.16
Cauliflower		each	209	3.89			319	3.40
Cauliflower		per pound	146	0.98			208	1.28
Celery		each	229	1.62			777	1.39
Celery		per pound	43	1.49			6	1.29
Celery	Hearts	each	524	2.69			579	2.77
Cilantro		per bunch	28	1.49			65	1.45
Cucumbers		each	123	0.81			296	1.22
Cucumbers	Long Seedless-Greenhouse	each	324	2.50			15	2.50
Greens	Kale	per bunch	438	1.59			688	1.38
Greens	Swiss Chard	per bunch	118	1.90			200	1.92

Wtd Avg - Simple weighted average



Greens	Turnip Tops	per pound	7	1.99			
Lettuce, Iceberg		each	64	2.87			
Lettuce, Other	Boston	each	16	2.99			
Lettuce, Other	Green Leaf	each	23	1.79		2	1.98
Lettuce, Other	Red Leaf	each	23	1.79		2	1.98
Lettuce, Romaine		each	208	2.07		2	1.98
Lettuce, Romaine	Hearts	3 count package	1,381	3.36		1,322	3.54
Mushrooms	Portobella	per pound	11	4.99		11	4.99
Mushrooms	Portobella	8 oz package	3	2.99			
Mushrooms	White	8 oz package	814	2.60		895	2.78
Onions Green		per bunch	100	0.74		347	1.54
Peppers, Bell Type	Green	each	6	0.88		4,493	1.76
Peppers, Bell Type	Orange	each	885	1.79		104	1.48
Peppers, Bell Type	Red	per pound	109	1.99		11	3.99
Peppers, Bell Type	Red	each	885	1.79		519	1.74
Peppers, Bell Type	Yellow	each	885	1.79		104	1.48
Peppers, Other	Mixed Mini Sweet Types	1 lb package	884	3.47		663	4.66
Salad	Mixed Types	1 lb bag	1,475	5.01		393	5.02
Salad	Mixed Types	10 - 12 oz package	139	4.26		542	4.55
Salad	Mixed Types	5 - 9 oz package	1,967	3.22		7,390	3.67
Spinach	Flat, Baby Type	10 oz package	43	5.99			
Spinach	Flat, Baby Type	1 lb package	19	3.99			
Spinach	Flat, Baby Type	8 oz package	16	3.99		30	3.49
Spinach	Flat, Baby Type	5 - 6 oz package	40	2.69		353	2.95
Squash	Yellow Crookneck/Straightneck	per pound	190	1.99		94	1.99
Squash	Zucchini	per pound	1,008	1.62		242	1.99
Sweet Potatoes		per pound	168	1.66		283	1.50
Tomatoes		per pound	29	1.73		193	2.99
Tomatoes	Vine Ripe - Heirloom Varieties	per pound	51	2.99		335	2.91
Tomatoes	Vine Ripes	per pound	17	3.17		64	2.05
Tomatoes	Vine Ripes, On The Vine-Greenhouse	per pound	854	2.94		699	2.29
Tomatoes	Vine Ripes-Greenhouse	per pound	30	2.29			
Tomatoes, Cherry		1 pint package	29	2.06			
Tomatoes, Grape Type		1 pint package	1,361	2.99		1,481	2.02
Tomatoes, Grape Type		10 oz package	147	2.59		176	2.31
Tomatoes, Plum Type	Roma	per pound	126	0.99		312	1.73

SEASONAL ITEMS

Commodity	Variety	Unit	THIS WEEK	LAST WEEK	LAST YEAR
-----------	---------	------	-----------	-----------	-----------

Wtd Avg - Simple weighted average



			Stores With Ads	Wtd Avg Price	Stores With Ads	Wtd Avg Price	Stores With Ads	Wtd Avg Price
Chayote		per pound	272	0.56			96	0.55
Chayote		each	258	0.46			230	0.31
Daffodil		bunched 10s	2,034	2.31			1,491	2.24
Potted Plants	Chrysanthemum	6 inch pot	33	9.99			148	10.66
Potted Plants	Chrysanthemum	8 inch pot	17	8.99				
Potted Plants	Longiflorum (Easter Lily)	6 inch pot	181	7.58				
Rose, Hybrid Tea		bunched 12s	744	10.51			1,166	12.51
Tulips		bunched 10s	2,793	7.90			976	7.72



REGIONAL DETAILS

Commodity Variety	Unit	NORTHEAST U.S.				SOUTHEAST U.S.				MIDWEST U.S.			
		Price Range	Stores with Ads	Wtd Avg Price	% Marked Local	Price Range	Stores with Ads	Wtd Avg Price	% Marked Local	Price Range	Stores with Ads	Wtd Avg Price	% Marked Local
FRUITS													
Apples Braeburn	per pound	1.49	7	1.49						1.29-1.49	25	1.43	
Apples Braeburn	3 lb bag									1.48	9	1.48	
Apples Fuji	per pound	1.29-1.99	286	1.54		1.29-1.69	2,092	1.51		0.69-1.69	95	1.13	
Apples Fuji	3 lb bag	3.99	22	3.99		3.99	220	3.99		2.99-3.99	51	3.15	
Apples Fuji	2 lb bag									3.99	8	3.99	
Apples Gala	per pound	0.99-1.77	584	1.48		0.99	2	0.99		0.79-1.69	284	1.35	
Apples Gala	3 lb bag	2.99	234	2.99		2.75-3.99	562	3.97		2.99-3.99	321	3.02	
Apples Gala	2 lb bag	1.99	255	1.99						3.99	8	3.99	
Apples Golden Delicious	per pound	1.49	8	1.49		0.98	12	0.98		0.79-1.69	231	1.53	
Apples Golden Delicious	3 lb bag					1.99-3.99	57	3.31		1.99-3.00	41	2.85	
Apples Granny Smith	per pound	1.29-1.79	103	1.62		1.69-1.99	32	1.78		0.88-1.59	407	1.34	
Apples Granny Smith	3 lb bag					1.99-3.99	558	3.85		1.48-3.99	43	2.98	
Apples Granny Smith	2 lb bag									3.99	8	3.99	
Apples Honeycrisp	per pound	1.49-3.99	396	2.40		0.98-3.99	750	2.35		0.69-2.99	1,074	2.29	
Apples Honeycrisp	3 lb bag									3.99	8	3.99	
Apples Honeycrisp	2 lb bag									3.99	8	3.99	
Apples Jonagold	per pound	0.68-1.49	28	1.32		0.99-1.49	233	1.47		0.99-1.49	13	1.22	
Apples Jonagold	5 lb bag					2.95	7	2.95					
Apples McIntosh	per pound									0.89-0.99	10	0.96	
Apples McIntosh	3 lb bag	2.99	247	2.99						2.99-3.49	335	3.16	
Apples McIntosh	2 lb bag	1.99	255	1.99									
Apples Pink Lady/Cripps Pink	per pound	1.99	38	1.99		1.99	1,355	1.99		1.49	35	1.49	
Apples Pink Lady/Cripps Pink	3 lb bag					3.99	518	3.99		1.48	9	1.48	
Apples Red Delicious	per pound	0.98-1.99	133	1.65		0.78-1.49	1,258	1.44		0.59-1.49	183	1.31	
Apples Red Delicious	3 lb bag	1.69-3.50	358	2.76		1.99-3.99	346	3.56		1.99-3.99	284	3.00	
Apples Red Delicious	5 lb bag	3.99-4.99	311	4.43									
Apples Red Delicious	2 lb bag	1.99	255	1.99						3.99	8	3.99	
Apples, Processed Juice	64 oz (1/2 gallon)	1.50-3.99	586	1.99		1.88-2.50	245	2.13		0.99-2.50	1,064	1.46	
Apples, Processed Juice	96 oz (3/4 gallon)									2.99	58	2.99	

Wtd Avg - Simple weighted average



Commodity Variety	Unit	NORTHEAST U.S.				SOUTHEAST U.S.				MIDWEST U.S.			
		Price Range	Stores with Ads	Wtd Avg Price	% Marked Local	Price Range	Stores with Ads	Wtd Avg Price	% Marked Local	Price Range	Stores with Ads	Wtd Avg Price	% Marked Local
Apples, Processed Juice	128 oz (1 gallon)									4.50	192	4.50	
Apples, Processed Juice Marked Cider	96 oz (3/4 gallon)									2.99	58	2.99	
Avocados Hass	each	0.97-2.00	1,987	1.24		0.33-1.49	3,259	1.25		0.49-2.00	1,618	0.96	
Avocados Hass	per pound									0.33	7	0.33	
Avocados Various Greenskin Varieties	each	1.25	190	1.25						0.99-1.18	273	1.00	
Bananas	per pound	0.47-0.89	118	0.69		0.44-0.49	119	0.49		0.29-0.59	77	0.45	
Blueberries	6 oz package	1.77-3.99	791	2.67		1.99-2.99	55	2.57		0.97-3.50	452	1.92	
Blueberries	1 pint package	2.50-3.99	423	3.00		2.99	220	2.99		1.88-4.29	158	2.90	
Cantaloups	each	0.99-3.49	2,046	2.08		0.98-3.49	2,238	2.16		0.68-3.00	1,477	1.93	
Cantaloups	per pound									0.66	30	0.66	
Clementines	5 lb package	4.99-7.99	607	5.87		5.99	366	5.99		5.99	407	5.99	
Clementines	3 lb bag	2.99-6.99	1,452	4.59		3.99-4.99	529	4.29		3.99-5.99	674	4.35	
Clementines	2 lb bag	2.99-3.99	109	3.02		1.95-3.99	349	2.63		1.88-5.99	312	3.20	
Fruit, Other Apple Pears	per pound	2.49	22	2.49		2.49	220	2.49		0.97	186	0.97	
Fruit, Other Cactus Pears	each	0.88	9	0.88									
Grapefruit Red	each	0.99-2.00	228	1.27		1.25	83	1.25		0.98	29	0.98	
Grapefruit Red	per pound									0.79-1.29	43	0.98	
Grapefruit Red	5 lb bag	3.99	9	3.99						2.97-4.99	52	3.85	
Grapes Black Seedless	per pound	1.48-2.99	836	2.00		0.99-2.49	216	1.73		1.98-1.99	47	1.99	
Grapes Red Globe	per pound	1.49-2.69	392	2.22		0.99-2.49	575	1.04		2.99	8	2.99	
Grapes Red Seedless	per pound	0.99-2.99	2,048	2.25		0.99-2.59	3,282	1.99		0.88-2.99	1,144	2.07	
Grapes White Seedless Type	per pound	0.88-2.99	2,732	2.18		0.99-2.59	3,781	1.94		0.88-2.99	2,106	1.85	
Honeydews	each	2.50-4.99	733	3.15		2.99-3.99	1,277	3.17		1.48-3.48	219	3.32	
Kiwifruit Hayward	each	0.25-1.50	329	0.62		0.25-0.44	295	0.30					
Kiwifruit Hayward	1 lb bag									2.00	43	2.00	
Lemons	each	0.33-0.79	781	0.56		0.40-0.69	803	0.53		0.33-0.79	272	0.60	
Lemons	per pound									0.67	10	0.67	
Lemons	2 lb bag	3.99	32	3.99		3.98-3.99	16	3.99					
Limes	each	0.33-0.50	231	0.48		0.33	220	0.33		0.50	6	0.50	
Mangoes	each	0.79-1.67	1,684	1.15		0.50-1.69	752	1.03		0.48-1.50	1,150	0.86	
Misc Berries Blackberries	5.6 - 6 oz package	0.99-3.34	1,197	2.90		0.99-3.00	519	2.54		1.48-3.00	660	2.48	
Misc Citrus Satsuma	per pound									2.98	17	2.98	

Wtd Avg - Simple weighted average



Commodity Variety	Unit	NORTHEAST U.S.				SOUTHEAST U.S.				MIDWEST U.S.			
		Price Range	Stores with Ads	Wtd Avg Price	% Marked Local	Price Range	Stores with Ads	Wtd Avg Price	% Marked Local	Price Range	Stores with Ads	Wtd Avg Price	% Marked Local
Nectarines Various White Flesh Varieties	per pound	1.77	255	1.77									
Nectarines Various Yellow Flesh Varieties	per pound	1.77-2.49	519	1.89		0.99-2.99	1,764	2.65		0.99-2.49	358	1.90	
Oranges Navel	each	0.40-1.67	1,656	0.93		0.98-1.25	417	1.00		0.69-1.00	176	0.73	
Oranges Navel	per pound	1.29-1.49	55	1.40		0.98-1.49	1,266	1.31		0.69-1.49	400	1.11	
Oranges Navel	3 lb bag	4.99	8	4.99		1.95-3.65	212	2.35		2.97-4.99	196	4.00	
Oranges Navel	4 lb bag	4.99	37	4.99		2.98-4.99	57	4.28		2.98-5.99	309	5.19	
Oranges Navel	8 lb bag									4.88-6.99	154	6.72	
Oranges Valencia	4 lb bag	3.99	28	3.99									
Papaya Maradol/Tainung Types	per pound	0.99-1.49	300	1.04		0.58-0.98	227	0.78		0.79-0.98	43	0.82	
Peaches Various White Flesh Varieties	per pound	1.77	255	1.77									
Peaches Various Yellow Flesh Varieties	per pound	1.77-2.49	439	1.91		0.99-2.99	1,447	2.83		1.99-2.49	213	2.01	
Pears Bartlett	per pound	1.29-1.99	470	1.80		1.49-1.79	233	1.78		0.99-1.59	215	1.27	
Pears Bosc	per pound	0.68-1.99	358	1.77		1.59-1.79	225	1.79		0.97-1.29	260	0.98	
Pears D'Anjou	per pound	0.99-1.99	564	1.70		0.99-1.59	339	1.17		0.79-1.69	357	1.07	
Pineapples	each	1.97-3.99	1,870	2.64		1.00-2.99	2,482	2.71		1.50-2.99	1,118	2.91	
Plums	per pound	1.77-2.99	531	1.93		0.99-2.29	1,532	1.93		1.79-1.99	305	1.91	
Plums Interspecific Type	per pound					2.88	8	2.88		2.99	192	2.99	
Raspberries Red	6 oz package	2.88-4.49	808	3.15		3.00-3.79	1,355	3.13		2.00-3.50	478	2.61	
Strawberries	1 lb package	1.19-3.99	2,383	2.56		1.19-3.00	3,732	2.51		0.97-3.50	2,442	1.95	
Strawberries	2 lb package	4.79-5.00	454	4.86		4.79	366	4.79		3.88-6.99	49	6.61	
Tangerines	per pound					1.25	31	1.25		0.99-3.49	65	2.60	
Tangerines	5 lb package					3.99	188	3.99		6.88	192	6.88	
Tangerines	3 lb bag	2.99-5.99	240	4.94		2.77-4.99	1,605	4.51		3.77-5.98	286	5.15	
Tangerines	2 lb bag									3.97	30	3.97	
Tangerines	each					0.79	2	0.79		0.69	5	0.69	
Tangelos	per pound	1.49-1.69	12	1.61		0.97-3.79	1,218	1.35		0.79-2.98	21	2.25	
Tangelos	each	0.33-1.25	229	1.17		0.59-1.25	38	0.93		0.75-1.00	12	0.85	
Tangelos	3 lb bag					2.99-5.89	72	4.20					
Watermelons Red Flesh Seedless Miniature	each	2.99-3.99	1,007	3.01		2.99-3.99	1,309	3.00		2.50-2.99	616	2.69	
Watermelons Red Flesh Seedless	each	5.88	190	5.88						4.99	15	4.99	

Wtd Avg - Simple weighted average



Commodity Variety	Unit	NORTHEAST U.S.				SOUTHEAST U.S.				MIDWEST U.S.			
		Price Range	Stores with Ads	Wtd Avg Price	% Marked Local	Price Range	Stores with Ads	Wtd Avg Price	% Marked Local	Price Range	Stores with Ads	Wtd Avg Price	% Marked Local
Type													
Watermelons Red Flesh Seedless Type	per pound	0.59	30	0.59						0.69	10	0.69	
FRUITS - ORGANIC													
Apples Braeburn	per pound									1.99	31	1.99	
Apples Braeburn	2 lb bag									2.00-2.50	60	2.14	
Apples Fuji	per pound	1.99-2.49	113	2.43		1.77-1.97	90	1.94		1.77-1.99	12	1.86	
Apples Fuji	3 lb bag	3.49-4.99	38	3.81									
Apples Fuji	2 lb bag					3.99	1,135	3.99		2.99-3.99	37	3.13	
Apples Gala	per pound	1.48-2.49	121	2.01		1.48-1.99	123	1.83		0.89-2.49	112	1.65	
Apples Gala	3 lb bag	2.79-4.99	43	3.69		4.99	109	4.99					
Apples Gala	2 lb bag					3.99	1,135	3.99		2.99-3.99	27	3.18	
Apples Golden Delicious	per pound	1.99	10	1.99		1.97	78	1.97					
Apples Granny Smith	per pound	1.99	19	1.99		1.97	78	1.97		1.48	69	1.48	
Apples Granny Smith	3 lb bag	3.49-5.88	228	5.53									
Apples Granny Smith	2 lb bag									2.00-3.99	65	2.28	
Apples Honeycrisp	per pound	2.99	7	2.99						2.99	377	2.99	
Apples Honeycrisp	2 lb bag									3.99	152	3.99	
Apples Red Delicious	per pound	0.99-1.99	332	1.16									
Apples Red Delicious	3 lb bag	3.49	30	3.49		2.98	31	2.98					
Apples, Processed Juice	64 oz (1/2 gallon)	2.98-6.99	52	3.52		2.98	253	2.98		3.50	16	3.50	
Avocados Hass	each	1.50-2.50	138	1.84		1.50-2.40	4	1.95		0.89-1.50	92	1.07	
Bananas	per pound	0.67-0.99	556	0.76		0.69	53	0.69					
Blueberries	6 oz package	2.99-4.99	584	3.53		2.98-2.99	309	2.98		2.98-4.99	426	3.89	
Blueberries	1 pint package	3.99	8	3.99									
Grapefruit Red	each									0.98	7	0.98	
Grapefruit Red	per pound					0.98	12	0.98					
Lemons	each	1.29	7	1.29						0.99	22	0.99	
Lemons	per pound									0.99	7	0.99	
Lemons	2 lb bag					3.49	158	3.49		3.49	161	3.49	
Limes	each					0.59	109	0.59					
Mangoes	each	1.50-2.50	449	2.12		1.50	14	1.50					

Wtd Avg - Simple weighted average



Commodity Variety	Unit	NORTHEAST U.S.				SOUTHEAST U.S.				MIDWEST U.S.			
		Price Range	Stores with Ads	Wtd Avg Price	% Marked Local	Price Range	Stores with Ads	Wtd Avg Price	% Marked Local	Price Range	Stores with Ads	Wtd Avg Price	% Marked Local
Misc Berries Blackberries	5.6 - 6 oz package	4.99	70	4.99						2.98-4.99	349	4.09	
Oranges Navel	each	1.50	8	1.50						0.99	19	0.99	
Oranges Navel	per pound									1.39-1.49	20	1.44	
Oranges Navel	3 lb bag	4.99	74	4.99		4.99	957	4.99					
Oranges Navel	4 lb bag									6.99	6	6.99	
Oranges Valencia	4 lb bag					2.98	31	2.98					
Pears Bartlett	per pound	1.79	75	1.79		1.79	63	1.79		1.79	50	1.79	
Pears Bosc	per pound	1.99-2.49	173	2.28		2.49	2	2.49					
Pears D'Anjou	per pound	2.49-2.99	122	2.52		2.49	2	2.49					
Pineapples	each	3.59	5	3.59									
Raspberries Red	6 oz package	4.99	70	4.99						3.00-3.99	95	3.07	
Strawberries	1 lb package	3.99-5.99	255	5.31		3.99	220	3.99		3.50-4.99	47	3.95	
Tangerines	2 lb bag	5.88	190	5.88		4.99	305	4.99		4.99	130	4.99	
Tangelos	per pound					1.98	12	1.98		1.77	7	1.77	
ONIONS AND POTATOES													
Onions, Dry Red	per pound	0.99-1.49	225	1.17		0.99-1.19	61	1.01		0.69-1.19	43	0.97	
Onions, Dry Red	2 lb bag	0.98-2.50	280	2.27		2.50	15	2.50		0.79-1.49	26	1.04	
Onions, Dry White	per pound	0.68-0.99	8	0.76		1.00	12	1.00		0.49-1.00	77	0.76	
Onions, Dry White	2 lb bag					1.50-2.50	20	2.25		1.49	5	1.49	
Onions, Dry White	3 lb bag									1.18	8	1.18	
Onions, Dry Yellow	per pound	0.50-0.99	582	0.95		0.50-0.88	1,647	0.81		0.39-0.99	944	0.87	
Onions, Dry Yellow	2 lb bag	0.99-2.50	423	1.75		0.69-1.00	90	0.87					
Onions, Dry Yellow	3 lb bag	0.88-3.99	1,136	1.54		0.99-2.99	1,228	1.86		0.79-2.50	1,249	1.34	
Onions, Dry Yellow	5 lb bag	2.49-3.00	150	2.73									
Onions, Dry Yellow Marked Sweet	per pound	0.69-1.69	925	1.35		0.99-1.49	301	1.26		0.69-1.29	498	1.12	
Onions, Dry Yellow Marked Sweet	2 lb bag					2.50	15	2.50					
Onions, Dry Yellow Marked Sweet	3 lb bag	2.99-3.49	94	3.06		2.29-3.49	107	2.80					
Onions, Dry Yellow Marked Sweet	5 lb bag									2.69	15	2.69	
Potatoes Round Red	per pound	0.49-0.99	402	0.97		0.28-0.99	145	0.88		0.25-0.98	283	0.66	3
Potatoes Round Red	3 lb bag	1.99-3.59	265	2.05						1.50-3.49	277	2.19	3
Potatoes Round Red	5 lb bag	1.49-3.99	969	2.27		1.49-3.99	2,857	2.81		0.99-2.99	1,114	1.85	
Potatoes	10 lb bag									2.99	10	2.99	

Wtd Avg - Simple weighted average



Commodity Variety	Unit	NORTHEAST U.S.				SOUTHEAST U.S.				MIDWEST U.S.			
		Price Range	Stores with Ads	Wtd Avg Price	% Marked Local	Price Range	Stores with Ads	Wtd Avg Price	% Marked Local	Price Range	Stores with Ads	Wtd Avg Price	% Marked Local
Round Red													
Potatoes Round White	per pound	0.79	6	0.79					0.79	8	0.79		
Potatoes Round White	3 lb bag					2.50	69	2.50					
Potatoes Round White	5 lb bag	1.49-2.99	376	2.25		1.50-2.99	223	1.88					
Potatoes Russet	per pound	0.89-0.99	370	0.98					0.49-0.79	26	0.58		
Potatoes Russet	5 lb bag	1.49-2.99	303	1.74		1.98-2.99	128	2.30	0.99-2.50	197	1.89		
Potatoes Russet	10 lb bag	3.99	26	3.99		3.65-3.99	20	3.82	1.99-3.98	230	3.70		
Potatoes Russet	8 lb bag					2.98-3.00	34	2.99	1.99-2.99	16	2.67	31	
Potatoes Yellow Type	per pound	0.88-0.99	271	0.99		0.69	34	0.69	0.49-1.49	35	0.85		
Potatoes Yellow Type	3 lb bag					2.00	68	2.00					
Potatoes Yellow Type	5 lb bag	1.99-3.99	829	2.86		2.50-4.47	2,106	4.10	1.99-3.97	1,116	3.70		
ONIONS AND POTATOES - ORGANIC													
Onions, Dry Yellow	2 lb bag								1.98-2.49	21	2.25		
Onions, Dry Yellow	3 lb bag	2.50-3.49	79	3.14					2.99	6	2.99		
Potatoes Round Red	3 lb bag	3.00-4.99	201	3.90		1.99-3.00	53	2.26	1.99-2.99	96	2.53		
Potatoes Round Red	5 lb bag	4.99	391	4.99					3.49	11	3.49		
Potatoes Russet	3 lb bag	3.00-3.99	182	3.78		1.99-3.00	53	2.26	2.50-2.99	75	2.54		
Potatoes Russet	5 lb bag	2.99-4.49	46	4.14		3.99	37	3.99	3.99-4.99	24	4.32		
Potatoes Yellow Type	3 lb bag	3.00-3.99	182	3.78		1.99-3.00	53	2.26	1.99-2.99	85	2.47		
Potatoes Yellow Type	5 lb bag	4.99	136	4.99									
VEGETABLES													
Artichokes	each	0.67	52	0.67		1.00	12	1.00	0.67-1.00	19	0.79		
Asparagus Green	per pound	0.99-2.99	1,998	2.42		0.98-3.49	4,254	2.36	0.99-2.99	2,103	2.02		
Bok Choy	per pound	1.99	16	1.99		1.00	12	1.00	1.00	7	1.00		
Beans Round Green Type	per pound	0.99-1.99	334	1.42		0.99-1.99	2,827	1.89	0.88-1.79	1,477	1.49		
Broccoli	per pound	1.69	415	1.69		1.00-1.69	90	1.60	0.99-1.88	83	1.07		
Broccoli	per bunch	1.28-2.50	277	2.27					1.00-2.48	488	2.13		
Broccoli Crown Cut	per pound	0.99-2.49	1,824	1.48		0.99-1.99	1,786	1.77	0.99-1.99	1,087	1.75		
Brussels Sprouts	per pound	1.29-3.00	420	2.46		0.98-3.00	385	2.80	0.58-2.68	507	1.67		
Beets	per bunch	2.39-2.50	56	2.49									
Beets	per pound	0.99	89	0.99		0.99	2	0.99	0.58	9	0.58		

Wtd Avg - Simple weighted average



Commodity Variety	Unit	NORTHEAST U.S.				SOUTHEAST U.S.				MIDWEST U.S.			
		Price Range	Stores with Ads	Wtd Avg Price	% Marked Local	Price Range	Stores with Ads	Wtd Avg Price	% Marked Local	Price Range	Stores with Ads	Wtd Avg Price	% Marked Local
Cabbage Red Type	per pound									0.18	6	0.18	
Cabbage Round Green Type	per pound	0.15-0.79	2,556	0.38		0.19-0.79	4,490	0.44		0.19-0.79	3,325	0.43	
Carrots	per pound	0.68-0.99	39	0.94						0.79-0.89	23	0.81	
Carrots	1 lb bag	0.67-0.79	165	0.75						0.50-1.00	86	0.55	
Carrots	2 lb bag	0.98-1.99	740	1.17		0.94-1.99	1,349	0.95		0.99-1.88	1,457	1.11	
Carrots Baby Peeled	1 lb bag	0.79-1.99	858	1.48		0.89-1.50	1,725	1.07		0.50-2.50	810	1.17	
Carrots Baby Peeled	2 lb bag	1.99-3.59	624	2.36		2.69	78	2.69		1.99-2.50	483	2.34	
Cauliflower	each	2.50-3.00	464	2.77		1.48-2.50	82	2.32		1.48-2.99	342	2.16	
Cauliflower	per pound					0.98	31	0.98					
Celery	each	0.68-1.99	487	1.39		0.88-1.50	169	1.05		0.69-2.00	473	1.23	
Celery Hearts	each	1.49-2.50	622	2.48		2.50	531	2.50		1.00-2.29	196	2.14	
Cilantro	per bunch	0.78-0.99	169	0.95		0.33-0.99	1,187	0.97		0.25-0.50	128	0.42	
Corn-Sweet	each	0.34-0.67	524	0.59		0.34-0.50	1,833	0.41		0.33-0.67	149	0.46	
Cucumbers	each	0.34-1.00	700	0.75		0.33-0.79	261	0.57		0.49-1.00	175	0.64	
Cucumbers Long Seedless-Greenhouse	each	1.29-2.50	759	1.73		0.58-2.00	1,492	1.33		0.69-1.67	444	1.21	
Eggplant	per pound	0.99-1.50	335	1.44		0.99	16	0.99		0.69-0.99	22	0.89	
Eggplant	each					0.98-1.00	43	0.99		1.00	28	1.00	
Garlic	per sleeve	1.25-1.50	99	1.48		1.50	2	1.50					
Greens Collard	per bunch					0.68-2.29	99	1.66	5	0.79	23	0.79	
Greens Collard	per pound	0.99-1.49	115	1.18									
Greens Collard	1 lb bag	1.99-2.50	287	2.16		1.99	15	1.99					
Greens Kale	per bunch	0.99	22	0.99		0.68-1.25	233	0.99					
Greens Kale	per pound	0.99-1.49	91	1.23									
Greens Kale	1 lb bag	1.99-2.50	287	2.16		1.99	15	1.99					
Greens Mustard	per bunch					0.68-1.25	31	0.86		0.79	23	0.79	
Greens Mustard	1 lb bag	2.50	97	2.50									
Greens Swiss Chard	per bunch									0.99	7	0.99	
Greens Turnip Tops	per bunch					0.68-1.25	26	0.90		0.79	23	0.79	
Greens Turnip Tops	per pound					0.68	5	0.68					
Greens Turnip Tops	1 lb bag	2.50	97	2.50									
Lettuce, Iceberg	each	0.99-1.69	129	1.34		0.50-1.00	440	0.94		0.99-1.50	174	1.03	
Lettuce, Other Boston-Greenhouse	each	2.50	6	2.50									

Wtd Avg - Simple weighted average



Commodity Variety	Unit	NORTHEAST U.S.				SOUTHEAST U.S.				MIDWEST U.S.			
		Price Range	Stores with Ads	Wtd Avg Price	% Marked Local	Price Range	Stores with Ads	Wtd Avg Price	% Marked Local	Price Range	Stores with Ads	Wtd Avg Price	% Marked Local
Lettuce, Other Green Leaf	each	1.29	74	1.29		0.99-1.29	973	1.29		1.00	7	1.00	
Lettuce, Other Red Leaf	each	1.29	74	1.29		1.29	957	1.29		1.00	7	1.00	
Lettuce, Romaine	each	1.29-1.49	95	1.33		1.29	957	1.29					
Lettuce, Romaine	per pound	0.79-1.69	78	1.62						1.29	116	1.29	
Lettuce, Romaine Hearts	3 count package	2.50-2.99	254	2.87		1.99-2.99	836	2.67		2.50-3.00	45	2.63	
Mushrooms Portobella	8 oz package									1.50-2.99	71	1.68	
Mushrooms Portobella	6 oz package	2.50-3.00	49	2.91		3.00	220	3.00		2.50-2.99	26	2.91	
Mushrooms White	per pound	1.97	255	1.97									
Mushrooms White	8 oz package	1.29-2.00	1,002	1.80		0.75-2.00	496	1.49		0.99-2.50	267	1.78	
Onions Green	per bunch	0.40-0.98	957	0.83		0.50-1.50	1,403	0.97		0.33-0.98	1,017	0.92	
Peppers, Bell Type Green	per pound	0.99-1.99	453	1.37		0.50-0.99	36	0.72		0.99-1.79	145	1.48	
Peppers, Bell Type Green	each	0.99-1.67	621	1.45		0.49-1.67	271	0.88		0.49-1.00	342	0.66	
Peppers, Bell Type Orange	per pound	1.49-2.99	320	2.93		2.99	5	2.99					
Peppers, Bell Type Orange	each	1.67	559	1.67		0.77-1.25	1,141	1.08		0.88-1.50	492	1.02	
Peppers, Bell Type Orange-Greenhouse	per pound	2.49	6	2.49									
Peppers, Bell Type Orange-Greenhouse	each					1.67	78	1.67		1.50	192	1.50	
Peppers, Bell Type Red	per pound	0.98-2.99	514	2.35		1.49-2.99	7	2.56		1.79	15	1.79	
Peppers, Bell Type Red	each	1.00-1.79	771	1.51		0.77-1.79	1,361	1.20		0.88-1.50	496	1.02	
Peppers, Bell Type Red-Greenhouse	per pound	1.99-2.49	86	2.02									
Peppers, Bell Type Red-Greenhouse	each					1.67	78	1.67		1.50	192	1.50	
Peppers, Bell Type Yellow	per pound	1.49-2.99	327	2.93		2.99	5	2.99		0.99	6	0.99	
Peppers, Bell Type Yellow	each	1.67	559	1.67		0.77-1.25	1,141	1.08		0.88-1.50	492	1.02	
Peppers, Bell Type Yellow-Greenhouse	per pound	1.99-2.49	86	2.02									
Peppers, Bell Type Yellow-Greenhouse	each					1.67	78	1.67		1.50	192	1.50	
Peppers, Other Jalapeno	per pound	0.89-1.29	86	1.09		0.79	8	0.79		0.49-1.19	177	1.03	
Peppers, Other Mixed Mini Sweet Types	1 lb package	2.49-2.99	36	2.56		2.49	220	2.49		0.79-3.49	506	2.09	
Peppers, Other Mixed Mini Sweet Types-Greenhouse	1 lb package	1.50	6	1.50									
Peppers, Other Serrano	per pound									0.68-1.19	125	1.15	
Radishes	per bunch	1.29-1.50	137	1.43		1.50	2	1.50		0.50	69	0.50	
Radishes	1 lb bag	0.99-1.99	113	1.28									
Salad Mixed Types	1 lb bag					1.19-2.50	67	2.03					
Salad Mixed Types	10 - 12 oz package	1.28-3.50	1,766	2.47		0.98-3.00	1,905	2.27		0.79-2.99	1,068	2.09	

Wtd Avg - Simple weighted average



Commodity Variety	Unit	NORTHEAST U.S.				SOUTHEAST U.S.				MIDWEST U.S.			
		Price Range	Stores with Ads	Wtd Avg Price	% Marked Local	Price Range	Stores with Ads	Wtd Avg Price	% Marked Local	Price Range	Stores with Ads	Wtd Avg Price	% Marked Local
Salad Mixed Types	5 - 9 oz package	1.28-3.99	2,301	2.51		2.50-3.00	878	2.63		0.98-3.00	837	2.27	
Spinach	per bunch	3.49	72	3.49									
Spinach Flat, Baby Type	10 oz package	2.49-2.50	108	2.50						0.99	15	0.99	
Spinach Flat, Baby Type	1 lb package					3.49	59	3.49					
Spinach Flat, Baby Type	8 oz package	1.50-2.50	283	2.00		2.00	957	2.00		1.50-2.00	47	1.94	
Spinach Flat, Baby Type	9 oz package	2.50	43	2.50									
Spinach Flat, Baby Type	5 - 6 oz package					2.50	8	2.50					
Squash Acorn	per pound	0.89	5	0.89									
Squash Butternut	per pound	0.89	5	0.89									
Squash Yellow Crookneck/Straightneck	per pound	1.29-1.99	349	1.84		1.28-1.99	118	1.46		0.99-1.69	21	1.56	
Squash Zucchini	per pound	0.69-1.99	440	1.64		1.28-1.99	94	1.46		0.99-1.69	57	1.20	
Sweet Potatoes	per pound	0.34-0.99	1,053	0.90		0.49-0.99	1,762	0.91		0.50-0.98	912	0.97	
Tomatoes	per pound	0.98-1.49	141	1.18		0.58-0.99	97	0.90		0.68-2.29	196	1.45	
Tomatoes Vine Ripes	per pound	0.79-2.50	342	2.00		0.88-2.49	1,944	1.53		1.69-1.99	12	1.87	
Tomatoes Vine Ripes-Greenhouse	per pound	1.49-1.99	153	1.65		1.29-1.99	351	1.59		1.00-1.49	142	1.46	
Tomatoes Vine Ripes, On The Vine-Greenhouse	per pound	0.99-2.99	357	2.07		0.95-2.19	1,434	1.44		0.99-2.88	713	1.86	
Tomatoes, Cherry	1 pint package									0.99-3.00	40	1.68	
Tomatoes, Grape Type	1 pint package	0.99-3.00	735	2.33		1.50-3.00	216	2.23		1.50-3.00	427	2.42	
Tomatoes, Grape Type	10 oz package	1.98-2.00	586	1.98		1.98-2.28	1,429	2.26		1.50-3.00	1,395	2.26	
Tomatoes, Plum Type Roma	per pound	0.99-1.99	757	1.58		0.49-1.99	1,470	1.42		0.79-1.99	1,397	1.39	
Tomatillos	per pound	0.89	43	0.89						0.68-0.89	42	0.76	
Vegetables Other Cactus Leaf (Nopales)	per pound									0.29-1.69	146	1.44	
VEGETABLES - ORGANIC													
Asparagus Green	per pound	4.29	5	4.29						2.99-3.99	46	3.75	
Broccoli	per pound					1.98	12	1.98		1.48-1.99	74	1.51	
Broccoli	per bunch	2.99	34	2.99									
Broccoli Baby Hybrid Type	per bunch									1.79	11	1.79	
Brussels Sprouts	per pound					2.50	31	2.50					
Beets	per bunch	2.99	7	2.99									
Cabbage Round Green Type	per pound	0.68-0.99	167	0.83		0.69-1.28	300	1.12		0.69-1.29	89	0.96	

Wtd Avg - Simple weighted average



Commodity Variety	Unit	NORTHEAST U.S.				SOUTHEAST U.S.				MIDWEST U.S.			
		Price Range	Stores with Ads	Wtd Avg Price	% Marked Local	Price Range	Stores with Ads	Wtd Avg Price	% Marked Local	Price Range	Stores with Ads	Wtd Avg Price	% Marked Local
Carrots	1 lb bag	0.99-1.99	76	1.63					0.79-1.49	102	1.45		
Carrots	2 lb bag	2.50	20	2.50	1.99-2.50	122	2.49		1.99-2.49	38	2.10		
Carrots	per bunch	2.99	7	2.99	1.49-1.79	463	1.61		1.49	184	1.49		
Carrots Baby Peeled	1 lb bag	0.99-2.50	850	2.10	1.69-1.79	41	1.69		1.50-2.00	61	1.67		
Cauliflower	each	3.99	190	3.99									
Celery	each	1.50-2.99	64	2.13					1.99-2.00	69	1.99		
Celery Hearts	each	1.99-3.49	338	2.81	2.49	43	2.49		1.99-2.50	133	2.48		
Cilantro	per bunch	1.49	28	1.49									
Cucumbers	each								0.79	11	0.79		
Cucumbers Long Seedless-Greenhouse	each	2.29-2.50	324	2.50									
Greens Kale	per bunch	1.67-2.00	200	1.99	2.00	37	2.00		1.50-2.00	21	1.71		
Greens Swiss Chard	per bunch	2.00-2.50	56	2.06	1.88	12	1.88		1.50-1.77	19	1.60		
Lettuce, Iceberg	each	2.99	56	2.99									
Lettuce, Romaine Hearts	3 count package	2.99-3.99	706	3.55	3.79	43	3.79		2.99	32	2.99		
Mushrooms Portobella	8 oz package								2.99	3	2.99		
Mushrooms White	8 oz package	1.97-3.00	487	2.33					2.50	10	2.50		
Onions Green	per bunch	0.67-0.99	100	0.74									
Peppers, Bell Type Orange	each								1.50-2.00	529	1.78		
Peppers, Bell Type Red	per pound				1.99	109	1.99						
Peppers, Bell Type Red	each								1.50-2.00	529	1.78		
Peppers, Bell Type Yellow	each								1.50-2.00	529	1.78		
Peppers, Other Mixed Mini Sweet Types	1 lb package				2.50	2	2.50		1.69-4.49	134	3.96		
Salad Mixed Types	1 lb bag	4.99-5.49	757	5.02	4.99-5.49	201	5.03		4.99	16	4.99		
Salad Mixed Types	10 - 12 oz package	5.99	43	5.99					3.99-4.99	64	4.01		
Salad Mixed Types	5 - 9 oz package	2.99-3.50	484	3.22	3.49	47	3.49		2.50-3.49	258	2.91		
Spinach Flat, Baby Type	10 oz package	5.99	43	5.99									
Spinach Flat, Baby Type	1 lb package								3.99	12	3.99		
Spinach Flat, Baby Type	8 oz package								3.99	16	3.99		
Spinach Flat, Baby Type	5 - 6 oz package				2.49	24	2.49						
Squash Zucchini	per pound				1.99	37	1.99		1.19-1.99	20	1.55		
Sweet Potatoes	per pound	1.49-1.99	135	1.72									
Tomatoes	per pound	2.29	5	2.29									

Wtd Avg - Simple weighted average



Commodity Variety	Unit	NORTHEAST U.S.				SOUTHEAST U.S.				MIDWEST U.S.			
		Price Range	Stores with Ads	Wtd Avg Price	% Marked Local	Price Range	Stores with Ads	Wtd Avg Price	% Marked Local	Price Range	Stores with Ads	Wtd Avg Price	% Marked Local
Tomatoes Vine Ripe - Heirloom Varieties	per pound					2.98	12	2.98		2.98	7	2.98	
Tomatoes Vine Ripes	per pound	1.99-3.99	17	3.17									
Tomatoes Vine Ripes-Greenhouse	per pound	1.99	21	1.99									
Tomatoes Vine Ripes, On The Vine-Greenhouse	per pound	3.49-3.99	399	3.82					1.99	11	1.99		
Tomatoes, Grape Type	1 pint package	1.99-3.99	610	3.20		2.50-3.99	217	3.19		1.49-3.99	231	2.96	
Tomatoes, Grape Type	10 oz package									2.50-2.99	22	2.88	
Tomatoes, Plum Type Roma	per pound					0.98	12	0.98		0.98-0.99	87	0.98	

SEASONAL ITEMS

Chayote	per pound									0.49-0.69	15	0.60	
Chayote	each	0.33-0.89	52	0.79									
Daffodil	bunched 10s	1.50-2.99	366	2.47					1.99-3.33	229	2.13		
Potted Plants Chrysanthemum	6 inch pot	9.99	33	9.99									
Potted Plants Chrysanthemum	8 inch pot								8.99	17	8.99		
Potted Plants Longiflorum (Easter Lily)	6 inch pot	7.99	81	7.99		6.99-7.99	82	7.51		5.99	18	5.99	
Rose, Hybrid Tea	bunched 12s	6.99-9.99	182	9.66		8.88-9.99	123	9.86		9.99-10.99	48	10.22	
Tulips	bunched 10s	5.99-8.99	565	7.33		6.00-6.99	1,161	6.97		6.96-10.00	441	8.80	

Commodity Variety	Unit	SOUTH CENTRAL U.S.				SOUTHWEST U.S.				NORTHWEST U.S.			
		Price Range	Stores with Ads	Wtd Avg Price	% Marked Local	Price Range	Stores with Ads	Wtd Avg Price	% Marked Local	Price Range	Stores with Ads	Wtd Avg Price	% Marked Local
FRUITS													
Apples Braeburn	per pound	0.89-1.29	16	1.17		0.77-1.69	79	1.03		1.69	28	1.69	
Apples Fuji	per pound	0.89-1.59	138	1.45		0.33-1.99	979	1.31		0.69-1.69	37	1.45	24
Apples Fuji	3 lb bag	2.50	4	2.50						2.98-3.99	165	3.87	
Apples Gala	per pound	0.89-1.59	290	1.29		0.49-1.99	706	0.92					
Apples Gala	3 lb bag	2.50-3.99	59	3.79		1.99-2.50	86	2.29		2.98-3.99	165	3.87	
Apples Golden Delicious	per pound	0.89-1.59	48	1.47		1.59	8	1.59					

Wtd Avg - Simple weighted average



Commodity Variety	Unit	SOUTH CENTRAL U.S.				SOUTHWEST U.S.				NORTHWEST U.S.			
		Price Range	Stores with Ads	Wtd Avg Price	% Marked Local	Price Range	Stores with Ads	Wtd Avg Price	% Marked Local	Price Range	Stores with Ads	Wtd Avg Price	% Marked Local
Apples Golden Delicious	3 lb bag	2.50-3.00	10	2.80									
Apples Granny Smith	per pound	0.89-1.59	58	1.50		0.79-1.49	435	1.03		1.49-1.79	92	1.70	
Apples Granny Smith	3 lb bag	2.50-5.00	113	4.47		2.50	50	2.50		2.98-3.99	165	3.87	
Apples Honeycrisp	per pound	1.48-2.99	486	2.59		0.77-2.99	210	1.36		0.99-3.99	246	2.82	
Apples Honeycrisp	2 lb bag									3.99	146	3.99	
Apples Jonagold	per pound	1.39	10	1.39		0.99	42	0.99					
Apples Pink Lady/Cripps Pink	per pound	0.89-0.99	6	0.91		0.50-1.99	227	1.10		0.99	9	0.99	
Apples Pink Lady/Cripps Pink	3 lb bag	3.99	49	3.99									
Apples Red Delicious	per pound	0.88-1.29	126	1.01		0.33-1.59	307	0.75					
Apples Red Delicious	3 lb bag	2.50-3.00	10	2.80		2.50	50	2.50		3.99	146	3.99	
Apples, Processed Juice	64 oz (1/2 gallon)	0.99-2.09	573	1.43		1.48-2.99	1,139	2.11		0.99-2.69	129	1.88	
Apples, Processed Juice	128 oz (1 gallon)					6.99	17	6.99					
Apples, Processed Juice Marked Cider	64 oz (1/2 gallon)	1.25-1.67	144	1.53						1.69	23	1.69	
Avocados Hass	each	0.25-1.66	1,401	1.03		0.20-2.50	2,302	1.01		0.50-1.50	261	1.01	
Avocados Various Greenskin Varieties	each					1.25	1	1.25		0.88-1.25	133	1.00	
Bananas	per pound	0.38	11	0.38		0.33-0.79	133	0.54					
Blueberries	6 oz package	1.50-4.99	580	2.84		0.88-3.00	1,295	1.73		2.50-3.50	367	2.90	
Blueberries	1 pint package	2.99	124	2.99						2.99	10	2.99	
Blueberries	18 oz package									4.98-4.99	19	4.99	
Cantaloups	each	0.88-2.99	1,084	1.61		0.98-3.99	658	1.55		1.50-2.50	484	2.21	
Cantaloups	per pound	0.49	196	0.49		0.20-0.59	380	0.44		0.39-0.59	74	0.50	
Clementines	5 lb package	5.99	292	5.99		5.99	350	5.99		5.99	71	5.99	
Clementines	3 lb bag	3.98-5.00	566	4.41		2.77-3.99	603	3.57		3.99-5.49	150	4.76	
Clementines	2 lb bag	1.88-3.48	71	2.89						2.98	2	2.98	
Fruit, Other Apple Pears	per pound	1.69	5	1.69		1.69	72	1.69					
Grapefruit Red	each	0.25-1.50	425	1.17									
Grapefruit Red	per pound					0.50	5	0.50					
Grapes Black Seedless	per pound	0.99-1.99	97	1.48		0.77-1.99	866	1.55		1.99-2.49	200	2.15	
Grapes Red Globe	per pound	0.99	49	0.99									
Grapes Red Seedless	per pound	0.99-2.49	600	1.78		0.87-2.99	1,341	1.98		1.49-2.49	334	1.96	
Grapes White Seedless Type	per pound	0.99-2.88	1,417	1.81		0.77-3.29	1,516	1.74		1.49-2.49	324	1.96	
Honeydews	each	3.48-3.49	85	3.49									
Honeydews	per pound	0.89	4	0.89		0.50-0.59	9	0.55					

Wtd Avg - Simple weighted average



Commodity Variety	Unit	SOUTH CENTRAL U.S.				SOUTHWEST U.S.				NORTHWEST U.S.			
		Price Range	Stores with Ads	Wtd Avg Price	% Marked Local	Price Range	Stores with Ads	Wtd Avg Price	% Marked Local	Price Range	Stores with Ads	Wtd Avg Price	% Marked Local
Kiwifruit Hayward	each	0.33	8	0.33		0.20-0.79	272	0.77		0.69-0.79	29	0.71	
Lemons	each	0.25-0.99	429	0.85		0.50	190	0.50		0.50-0.67	70	0.52	
Lemons	per pound					0.50-0.99	45	0.83					
Lemons	2 lb bag	3.99	56	3.99									
Limes	each									0.50-0.79	82	0.76	
Limes	per pound					0.34-1.39	19	0.73					
Mangoes	each	0.25-1.00	512	0.73		0.33-2.00	1,213	0.69		0.88-1.28	239	0.96	
Misc Berries Blackberries	5.6 - 6 oz package	0.88-4.99	686	2.18		0.88-3.00	1,596	1.75		1.50-3.50	364	2.69	
Misc Citrus Satsuma	3 lb bag					2.77	96	2.77	100				
Nectarines Various White Flesh Varieties	per pound					1.99	264	1.99					
Nectarines Various Yellow Flesh Varieties	per pound	1.99	157	1.99		0.99-2.49	576	1.93		1.99	2	1.99	
Oranges Navel	each	0.33-1.00	192	0.65		0.50	1	0.50					
Oranges Navel	per pound	0.49-1.88	699	1.05		0.20-1.49	1,255	1.05	49	0.67-1.39	334	0.94	
Oranges Navel	3 lb bag	2.99-3.99	236	3.23		2.99	225	2.99		2.99	15	2.99	
Oranges Navel	4 lb bag	3.00-5.99	246	4.62		3.50	16	3.50					
Oranges Navel	8 lb bag	5.99	6	5.99									
Papaya Maradol/Tainung Types	per pound	0.59-0.89	227	0.74		0.49-0.89	214	0.55		1.28	8	1.28	
Peaches Various Yellow Flesh Varieties	per pound	1.99	9	1.99		1.49-2.49	74	2.42					
Pears Bartlett	per pound	0.99	5	0.99		1.69-1.99	199	1.70					
Pears Bosc	per pound					0.79-1.79	172	1.01					
Pears D'Anjou	per pound	0.99-1.39	37	1.27		0.89-1.79	241	1.04		0.79-0.99	251	0.99	
Pears D'Anjou	3 lb bag									2.98	19	2.98	
Pineapples	each	1.98-2.69	1,630	2.39		0.33-2.50	1,465	2.26		1.98-2.99	300	2.39	
Pineapples	per pound					0.33-0.69	116	0.44					
Plums	per pound	1.99-2.99	197	2.19		0.99-2.99	73	1.29		1.99-2.98	5	2.58	
Raspberries Red	6 oz package	1.25-3.69	526	2.53		1.50-3.00	571	2.45		1.50-3.50	190	3.23	
Strawberries	1 lb package	0.98-3.50	1,716	2.28		1.25-3.99	1,555	2.24		2.50-3.99	642	3.21	
Strawberries	2 lb package	3.77-6.99	518	4.74		2.98-4.79	679	4.32		3.99-4.99	116	4.63	
Tangerines	per pound	1.99	110	1.99		0.59-2.99	81	1.61	20	1.98-3.98	25	2.23	
Tangerines	5 lb package	6.88	40	6.88									



Commodity Variety	Unit	SOUTH CENTRAL U.S.				SOUTHWEST U.S.				NORTHWEST U.S.			
		Price Range	Stores with Ads	Wtd Avg Price	% Marked Local	Price Range	Stores with Ads	Wtd Avg Price	% Marked Local	Price Range	Stores with Ads	Wtd Avg Price	% Marked Local
Tangerines	3 lb bag	5.00	188	5.00		1.99-3.99	96	2.69		3.77-4.99	38	4.00	
Tangerines	2 lb bag	2.98-2.99	108	2.98		2.48-4.99	206	2.97					
Tangerines	each	0.20	23	0.20									
Tangelos	per pound	0.99	304	0.99		0.77-1.69	530	1.19		0.99	206	0.99	
Watermelons Red Flesh Seedless Miniature	each	1.50-3.99	468	3.40		1.50-4.99	552	3.66		1.50-3.99	37	2.93	
Watermelons Red Flesh Seedless Type	each	6.99	9	6.99		2.99	123	2.99					
Watermelons Red Flesh Seedless Type	per pound					0.20-0.50	176	0.34					
FRUITS - ORGANIC													
Apples Braeburn	per pound									1.77-1.99	208	1.99	
Apples Braeburn	2 lb bag					4.99	15	4.99		3.99	28	3.99	
Apples Fuji	per pound	0.98-1.77	105	1.03		1.50-1.99	373	1.76		1.99	206	1.99	
Apples Fuji	3 lb bag					2.99-3.99	126	3.89					
Apples Fuji	2 lb bag					4.99	15	4.99		3.99	28	3.99	
Apples Gala	per pound	1.33-1.48	11	1.40		1.50-2.49	276	2.45		1.99	206	1.99	
Apples Gala	3 lb bag					2.99-3.99	126	3.89					
Apples Gala	2 lb bag	3.48	21	3.48		4.99	15	4.99		3.99	28	3.99	
Apples Golden Delicious	per pound					1.69-1.99	160	1.71					
Apples Granny Smith	per pound	1.48	5	1.48		1.50-1.99	168	1.70		1.77	2	1.77	
Apples Granny Smith	3 lb bag					2.99	18	2.99					
Apples Granny Smith	2 lb bag					4.99	15	4.99		3.99	28	3.99	
Apples Honeycrisp	per pound	1.77	148	1.77						1.77-3.99	142	3.01	
Apples Honeycrisp	2 lb bag	3.49-3.99	181	3.58		4.99	317	4.99		4.99	121	4.99	
Apples Pink Lady/Cripps Pink	per pound					1.99	190	1.99					
Apples Red Delicious	per pound					1.69-1.99	160	1.71					
Apples Red Delicious	2 lb bag	3.48	21	3.48									
Apples, Processed Juice	64 oz (1/2 gallon)					2.99-4.99	431	4.20					
Avocados Hass	each	0.88-1.19	31	1.13		0.69-1.50	47	1.13		1.25-1.79	39	1.54	
Avocados Various Greenskin Varieties	each					1.29	9	1.29					
Bananas	per pound	0.59-0.88	30	0.79		0.79	190	0.79					
Blueberries	6 oz package	2.99	5	2.99		1.50-3.99	532	3.04		3.50	76	3.50	

Wtd Avg - Simple weighted average



Commodity Variety	Unit	SOUTH CENTRAL U.S.				SOUTHWEST U.S.				NORTHWEST U.S.			
		Price Range	Stores with Ads	Wtd Avg Price	% Marked Local	Price Range	Stores with Ads	Wtd Avg Price	% Marked Local	Price Range	Stores with Ads	Wtd Avg Price	% Marked Local
Blueberries	18 oz package									3.99	121	3.99	
Clementines	2 lb bag	4.99-5.99	124	5.04						5.99	146	5.99	
Grapefruit Red	each	0.88	6	0.88		0.99	50	0.99		1.79	9	1.79	
Grapefruit Red	per pound	0.99	82	0.99		1.49	4	1.49					
Grapefruit Red	5 lb bag					2.98	146	2.98					
Lemons	each	0.88	6	0.88		0.33-0.79	66	0.44					
Mangoes	each	1.39	82	1.39		1.99	17	1.99		2.00	20	2.00	
Misc Berries Blackberries	5.6 - 6 oz package	2.99-3.50	56	3.22		2.50-3.99	387	2.83					
Oranges Navel	per pound	1.39	82	1.39		1.39-1.99	33	1.66		1.28-1.99	30	1.94	
Oranges Navel	3 lb bag					2.98	146	2.98					
Oranges Valencia	per pound	1.49	48	1.49		0.79-1.49	243	1.19		1.49	15	1.49	
Oranges Valencia	4 lb bag					2.98	146	2.98					
Pears Bartlett	per pound	1.79	26	1.79		1.49-1.79	111	1.75		1.79-1.99	30	1.86	
Pears D'Anjou	per pound					1.99	9	1.99					
Pineapples	each					1.69	18	1.69					
Raspberries Red	6 oz package	3.00	26	3.00									
Strawberries	1 lb package	3.99-4.99	329	4.07		2.50-4.99	334	2.60		2.99-4.00	248	3.95	
Tangerines	2 lb bag	4.99	111	4.99						4.99	64	4.99	
Tangelos	per pound	1.77	6	1.77		1.99	9	1.99		1.19	19	1.19	
ONIONS AND POTATOES													
Onions, Dry Red	per pound					0.25-1.49	74	0.54					
Onions, Dry White	per pound	0.50-0.88	38	0.71		0.20-0.99	188	0.42					
Onions, Dry Yellow	per pound	0.25-0.99	1,909	0.89		0.10-0.99	903	0.79		0.33-0.99	585	0.70	
Onions, Dry Yellow	3 lb bag	0.99-2.99	486	1.66		0.99	35	0.99		1.00-2.99	12	2.66	
Onions, Dry Yellow	5 lb bag					1.00	7	1.00					
Onions, Dry Yellow Marked Sweet	per pound	0.68-1.29	561	0.91		1.49	373	1.49		0.49-1.29	197	0.95	5
Onions, Dry Yellow Marked Sweet	3 lb bag	1.99-2.99	25	2.75						2.99	10	2.99	
Potatoes Round Red	per pound	0.49-1.19	521	0.94		0.25-0.99	1,318	0.73		0.38-0.99	420	0.59	
Potatoes Round Red	3 lb bag	1.88-2.50	144	2.12		0.99	28	0.99					
Potatoes Round Red	5 lb bag	1.49-3.99	376	2.09		1.98-3.99	487	2.90		1.69-3.99	149	2.08	
Potatoes Round Red	10 lb bag	1.98	12	1.98									
Potatoes Round White	per pound	0.59-0.99	75	0.79		0.50	4	0.50					

Wtd Avg - Simple weighted average



Commodity Variety	Unit	SOUTH CENTRAL U.S.				SOUTHWEST U.S.				NORTHWEST U.S.			
		Price Range	Stores with Ads	Wtd Avg Price	% Marked Local	Price Range	Stores with Ads	Wtd Avg Price	% Marked Local	Price Range	Stores with Ads	Wtd Avg Price	% Marked Local
Potatoes Round White	5 lb bag					1.49	5	1.49					
Potatoes Russet	per pound	0.49-0.79	196	0.72		0.28-0.99	41	0.57		0.79	146	0.79	
Potatoes Russet	3 lb bag	1.49	1	1.49									
Potatoes Russet	5 lb bag	0.98-2.99	329	2.34		0.78-2.50	51	2.18		1.29-1.50	11	1.33	
Potatoes Russet	10 lb bag	0.98-3.99	178	2.67		0.99-2.50	282	1.60					
Potatoes Yellow Type	per pound					0.69-0.79	361	0.76		0.59-0.79	65	0.68	
Potatoes Yellow Type	3 lb bag	2.00	68	2.00									
Potatoes Yellow Type	5 lb bag	2.50-3.99	1,395	3.86		3.00-3.99	737	3.63		1.88-3.47	182	3.34	
ONIONS AND POTATOES - ORGANIC													
Onions, Dry Red	per pound									0.98	2	0.98	
Onions, Dry White	per pound									0.98	2	0.98	
Onions, Dry Yellow	per pound					0.69	18	0.69		0.69-0.99	20	0.98	
Onions, Dry Yellow	2 lb bag					1.50	171	1.50					
Onions, Dry Yellow Marked Sweet	per pound					0.89	12	0.89					
Onions, Dry Yellow Marked Sweet	2 lb bag									2.49	206	2.49	
Potatoes Round Red	per pound	0.98	6	0.98		0.89-1.29	61	1.09		0.99	36	0.99	
Potatoes Round Red	3 lb bag	2.50-2.99	87	2.96		2.89-2.99	30	2.95		2.50-3.99	99	3.74	
Potatoes Round Red	5 lb bag	1.25-3.99	144	2.11									
Potatoes Russet	per pound					1.29	8	1.29					
Potatoes Russet	3 lb bag	2.50	5	2.50		3.99	260	3.99					
Potatoes Russet	5 lb bag	3.69	45	3.69									
Potatoes Yellow Type	per pound					0.89-1.29	56	1.10		0.99	9	0.99	
Potatoes Yellow Type	3 lb bag	2.50	5	2.50						2.50-3.99	93	3.72	
VEGETABLES													
Artichokes	each					1.50-2.50	90	1.58		1.00-2.50	66	2.45	
Asparagus Green	per pound	1.47-2.99	2,095	2.29		0.77-3.99	1,948	2.67		1.28-2.99	661	2.20	
Bok Choy	per pound	0.50	11	0.50		0.50	23	0.50		1.00	2	1.00	
Beans Round Green Type	per pound	0.88-1.99	1,740	1.72		0.89-1.99	581	1.67		1.39-1.99	259	1.82	
Broccoli	per pound	0.99	5	0.99		0.99	1	0.99		1.79	206	1.79	
Broccoli	per bunch	1.69-2.48	56	2.32						1.00	2	1.00	
Broccoli Crown Cut	per pound	0.99-2.50	1,523	1.81		1.49-2.49	741	1.96		0.99-1.49	240	1.46	

Wtd Avg - Simple weighted average



Commodity Variety	Unit	SOUTH CENTRAL U.S.				SOUTHWEST U.S.				NORTHWEST U.S.			
		Price Range	Stores with Ads	Wtd Avg Price	% Marked Local	Price Range	Stores with Ads	Wtd Avg Price	% Marked Local	Price Range	Stores with Ads	Wtd Avg Price	% Marked Local
Brussels Sprouts	per pound	1.48-2.68	130	2.09		0.50-1.99	367	1.36		0.98-2.99	42	2.00	
Beets	per pound					0.69-0.99	22	0.86					
Cabbage Red Type	per pound	0.50	8	0.50									
Cabbage Round Green Type	per pound	0.18-0.79	1,721	0.41		0.20-0.69	2,320	0.36		0.18-0.69	833	0.46	
Carrots	per pound					0.33-0.99	321	0.71					
Carrots	1 lb bag	0.59-0.75	183	0.61		0.50-0.59	65	0.51					
Carrots	2 lb bag	1.00-1.54	1,298	1.53		0.69-1.54	507	1.48		0.99-1.50	221	1.27	
Carrots Baby Peeled	1 lb bag	0.75-1.29	161	1.05		0.50-1.29	227	0.95		0.88-1.98	176	1.07	
Carrots Baby Peeled	2 lb bag	2.00-2.50	258	2.28		1.99-3.00	1,136	2.22	54	1.19	6	1.19	
Cauliflower	each	2.29-2.99	46	2.70									
Cauliflower	per pound									1.49-1.89	310	1.74	
Celery	each	0.79-1.29	416	0.96		0.33-1.50	649	0.92		0.88-1.29	37	1.20	
Celery	per pound	0.99	11	0.99		0.50-0.99	19	0.86		0.59	40	0.59	
Celery Hearts	each	2.48	40	2.48									
Chinese Cabbage	per pound	0.50	11	0.50		0.33	41	0.33					
Cilantro	per bunch	0.33-0.50	105	0.34		0.25-0.50	431	0.46					
Corn-Sweet	each	0.25-0.50	495	0.41		0.25-0.50	459	0.42					
Cucumbers	each	0.33-0.79	244	0.64		0.25-0.33	127	0.32		0.50-1.00	255	0.91	
Cucumbers Long Seedless-Greenhouse	each	1.50	26	1.50		0.33	6	0.33		0.79-1.50	56	1.05	
Eggplant	each					0.59-1.50	200	1.45		1.00	2	1.00	
Garlic	per sleeve	0.99	15	0.99		0.89-1.25	163	1.00		1.50	8	1.50	
Greens Collard	per bunch	0.50-1.29	164	1.09									
Greens Kale	per bunch	1.25	47	1.25		0.69-0.99	15	0.85		0.88	8	0.88	
Greens Kale	per pound					0.50	10	0.50					
Greens Mustard	per bunch	0.50-1.29	164	1.09									
Greens Swiss Chard	per bunch					0.99	6	0.99					
Greens Turnip Tops	per bunch	0.50-1.29	131	1.16									
Lettuce, Iceberg	each	0.78-1.50	105	1.40		0.49-0.79	303	0.62		0.99-1.50	244	1.43	
Lettuce, Other Boston	each	0.89	13	0.89		1.99	612	1.99	100				
Lettuce, Other Green Leaf	each	1.29	25	1.29		1.50	30	1.50					
Lettuce, Other Red Leaf	each					1.50	30	1.50					
Lettuce, Romaine	each					1.50	30	1.50		0.98	19	0.98	
Lettuce, Romaine	3 count									2.98	8	2.98	

Wtd Avg - Simple weighted average



Commodity Variety	Unit	SOUTH CENTRAL U.S.				SOUTHWEST U.S.				NORTHWEST U.S.			
		Price Range	Stores with Ads	Wtd Avg Price	% Marked Local	Price Range	Stores with Ads	Wtd Avg Price	% Marked Local	Price Range	Stores with Ads	Wtd Avg Price	% Marked Local
	package												
Lettuce, Romaine Hearts	3 count package	2.50-2.99	126	2.72						2.99	146	2.99	
Mushrooms Portobella	6 oz package	3.59	25	3.59									
Mushrooms White	per pound	2.99	18	2.99		2.99	17	2.99		2.99	45	2.99	
Mushrooms White	8 oz package	1.50-2.49	118	2.02		0.99-2.49	129	1.33		1.50-2.49	206	2.04	
Onions Green	per bunch	0.39-1.18	1,408	1.10		0.25-0.98	854	0.76		0.44-0.98	168	0.95	
Peppers, Bell Type Green	per pound					0.50	10	0.50					
Peppers, Bell Type Green	each	0.33-0.98	279	0.62		0.33-0.50	178	0.43		0.48-0.99	394	0.94	
Peppers, Bell Type Orange	per pound					0.50	10	0.50					
Peppers, Bell Type Orange	each	0.50-1.50	347	1.25		0.49-1.25	469	0.94		0.98-1.25	280	1.10	
Peppers, Bell Type Orange-Greenhouse	each					1.50	260	1.50					
Peppers, Bell Type Red	per pound					0.50	10	0.50					
Peppers, Bell Type Red	each	0.33-1.50	396	1.18		0.49-1.25	1,123	0.97		0.98-1.25	280	1.10	
Peppers, Bell Type Red-Greenhouse	each					1.50	260	1.50					
Peppers, Bell Type Yellow	per pound					0.50	10	0.50					
Peppers, Bell Type Yellow	each	0.50-1.50	347	1.25		0.49-1.25	1,081	0.97		0.98-1.25	280	1.10	
Peppers, Bell Type Yellow-Greenhouse	each					1.50	260	1.50					
Peppers, Other Jalapeno	per pound	0.28-0.99	235	0.80		0.25-0.79	405	0.62		0.78	8	0.78	
Peppers, Other Jalapeno	1 lb package					0.50	7	0.50					
Peppers, Other Mixed Mini Sweet Types	1 lb package	2.50	72	2.50		0.69	7	0.69		2.50-2.99	23	2.88	
Peppers, Other Serrano	per pound	0.79	23	0.79		0.33-0.79	207	0.62					
Radishes	per bunch					0.25-0.50	458	0.45		0.44	8	0.44	
Salad Mixed Types	10 - 12 oz package	1.25-2.88	595	2.22		0.99-3.50	493	2.31		1.67-3.29	336	2.50	
Salad Mixed Types	5 - 9 oz package	1.50-2.99	647	2.19		0.99-3.29	480	2.30		1.67-3.29	401	2.40	
Spinach	per bunch	0.88-0.99	177	0.97		0.50-0.99	64	0.91		0.98	8	0.98	
Spinach Flat, Baby Type	8 oz package	1.66-1.99	138	1.68									
Spinach Flat, Baby Type	9 oz package									2.50	10	2.50	
Squash Acorn	per pound	1.09	25	1.09									
Squash Butternut	per pound	0.99	17	0.99									
Squash Grey	per pound	0.58-0.89	351	0.70		0.25-1.29	20	0.85					
Squash Yellow Crookneck/Straightneck	per pound	0.79-0.99	125	0.96		1.49	190	1.49					
Squash Zucchini	per pound	0.69-0.99	250	0.85		1.49	190	1.49					



Commodity Variety	Unit	SOUTH CENTRAL U.S.				SOUTHWEST U.S.				NORTHWEST U.S.			
		Price Range	Stores with Ads	Wtd Avg Price	% Marked Local	Price Range	Stores with Ads	Wtd Avg Price	% Marked Local	Price Range	Stores with Ads	Wtd Avg Price	% Marked Local
Sweet Potatoes	per pound	0.78-0.98	1,268	0.97		0.98-1.28	654	1.20		1.28	160	1.28	
Tomatoes	per pound	0.50-1.49	234	0.91		0.33-1.99	173	0.67		0.99	17	0.99	
Tomatoes Vine Ripes	per pound	0.88-1.69	431	1.19									
Tomatoes Vine Ripes-Greenhouse	per pound	0.97-1.69	274	1.13		1.29-1.99	303	1.73					
Tomatoes Vine Ripes, On The Vine-Greenhouse	per pound	0.77-2.88	638	1.30		0.49-1.99	489	1.56		0.98-2.99	335	2.53	
Tomatoes, Cherry	1 pint package					3.99	9	3.99					
Tomatoes, Grape Type	1 pint package	2.00	11	2.00		1.50	146	1.50		1.66	17	1.66	
Tomatoes, Grape Type	10 oz package	1.50-2.88	1,455	2.61		2.58	472	2.58		2.58	160	2.58	
Tomatoes, Plum Type Roma	per pound	0.59-1.38	1,708	1.23		0.33-1.38	701	1.08		0.89-1.29	234	0.99	
Tomatillos	per pound	0.58-0.79	29	0.73		0.25-0.99	357	0.68		0.78	8	0.78	
Vegetables Other Cactus Leaf (Nopales)	per pound	1.49	5	1.49		0.25-0.50	172	0.45					

VEGETABLES - ORGANIC

Asparagus Green	per pound	2.99-3.99	500	3.46		2.99-3.49	243	3.03		2.99-3.99	46	3.25	
Broccoli	per pound	1.88	6	1.88		0.98-1.29	157	1.00		1.29	18	1.29	
Broccoli Baby Hybrid Type	per bunch					2.99	9	2.99					
Beets	per bunch	0.98	99	0.98		1.29	18	1.29					
Cabbage Round Green Type	per pound	0.69-0.99	198	0.87		0.59-0.99	154	0.90	3	0.78-0.99	70	0.81	
Carrots	per pound					0.99	18	0.99					
Carrots	2 lb bag	2.50	8	2.50						1.49-1.50	8	1.50	
Carrots	per bunch					0.99-1.69	24	1.34					
Carrots Baby Peeled	1 lb bag	1.79-1.99	349	1.96		1.49-1.79	768	1.73	1	1.25-1.69	100	1.62	
Carrots Baby Peeled	2 lb bag					4.49	260	4.49					
Cauliflower	each									2.89	19	2.89	
Cauliflower	per pound					0.98	146	0.98					
Celery	each	1.49	25	1.49		0.79-0.99	71	0.85					
Celery	per pound					1.49	15	1.49		1.49	28	1.49	
Celery Hearts	each									2.49	10	2.49	
Cucumbers	each	0.79	82	0.79		0.79-0.99	30	0.87					
Greens Kale	per bunch	1.50	11	1.50		0.88-1.99	163	1.00		1.77-2.00	6	1.92	
Greens Swiss Chard	per bunch	1.77	6	1.77		1.67-1.99	25	1.79					
Greens Turnip Tops	per pound									1.99	7	1.99	

Wtd Avg - Simple weighted average



Commodity Variety	Unit	SOUTH CENTRAL U.S.				SOUTHWEST U.S.				NORTHWEST U.S.			
		Price Range	Stores with Ads	Wtd Avg Price	% Marked Local	Price Range	Stores with Ads	Wtd Avg Price	% Marked Local	Price Range	Stores with Ads	Wtd Avg Price	% Marked Local
Lettuce, Iceberg	each					1.99	8	1.99					
Lettuce, Other Boston	each	2.99	16	2.99									
Lettuce, Other Green Leaf	each					1.59	12	1.59		2.00	11	2.00	
Lettuce, Other Red Leaf	each					1.59	12	1.59		2.00	11	2.00	
Lettuce, Romaine	each	2.99	16	2.99		1.99	190	1.99		2.00	2	2.00	
Lettuce, Romaine Hearts	3 count package	2.50-2.99	305	2.98		1.69	41	1.69		2.99-3.79	228	3.48	
Mushrooms Portobella	per pound									4.99	11	4.99	
Mushrooms White	8 oz package					2.99	9	2.99		2.99	282	2.99	
Peppers, Bell Type Green	each	0.88	6	0.88									
Peppers, Bell Type Orange	each	1.25-1.50	124	1.30						2.00	206	2.00	
Peppers, Bell Type Red	each	1.25-1.50	124	1.30						2.00	206	2.00	
Peppers, Bell Type Yellow	each	1.25-1.50	124	1.30						2.00	206	2.00	
Peppers, Other Mixed Mini Sweet Types	1 lb package	2.50-4.49	43	3.83		2.00-3.49	676	3.37		2.99	29	2.99	
Salad Mixed Types	1 lb bag	4.99-5.00	136	5.00		3.99-5.00	355	4.96		5.00	10	5.00	
Salad Mixed Types	10 - 12 oz package	2.00	25	2.00		3.99	7	3.99					
Salad Mixed Types	5 - 9 oz package	2.88-3.49	87	3.21		2.98-4.99	1,006	3.30		1.67-2.99	64	2.51	
Spinach Flat, Baby Type	1 lb package					3.99	7	3.99					
Spinach Flat, Baby Type	5 - 6 oz package					2.98	16	2.98					
Squash Yellow Crookneck/Straightneck	per pound					1.99	190	1.99					
Squash Zucchini	per pound	1.19-1.49	230	1.38		1.19-2.49	540	1.68		1.19-2.49	170	1.62	
Sweet Potatoes	per pound	1.28-1.68	31	1.36						1.98	2	1.98	
Tomatoes	per pound					1.29	13	1.29		1.99	11	1.99	
Tomatoes Vine Ripe - Heirloom Varieties	per pound	2.98	6	2.98		2.99	7	2.99		2.99	19	2.99	
Tomatoes Vine Ripes-Greenhouse	per pound									2.99	9	2.99	
Tomatoes Vine Ripes, On The Vine-Greenhouse	per pound	1.49	229	1.49		1.99-2.99	208	2.90		2.99	7	2.99	
Tomatoes, Cherry	1 pint package	2.99	11	2.99		1.49	18	1.49					
Tomatoes, Grape Type	1 pint package	2.50-2.99	136	2.59		1.50-3.00	138	2.33		1.49-3.99	29	2.35	
Tomatoes, Grape Type	10 oz package					2.49	113	2.49		2.99	12	2.99	
Tomatoes, Plum Type Roma	per pound	0.98	6	0.98						0.99-1.48	21	1.04	
SEASONAL ITEMS													



Commodity Variety	Unit	SOUTH CENTRAL U.S.				SOUTHWEST U.S.				NORTHWEST U.S.			
		Price Range	Stores with Ads	Wtd Avg Price	% Marked Local	Price Range	Stores with Ads	Wtd Avg Price	% Marked Local	Price Range	Stores with Ads	Wtd Avg Price	% Marked Local
Chayote	per pound	0.50-0.69	235	0.55		0.25-0.99	22	0.60					
Chayote	each	0.49-0.50	47	0.50		0.25-0.99	159	0.34					
Daffodil	bunched 10s	2.50-2.67	67	2.64		1.99-2.50	1,005	2.18		1.99-2.99	367	2.56	
Rose, Hybrid Tea	bunched 12s	7.99	156	7.99		9.99	13	9.99		9.99-19.99	222	13.41	
Tulips	bunched 10s	8.99-10.00	212	9.18		9.99	317	9.99		7.99-8.99	97	8.77	

Commodity Variety	Unit	ALASKA U.S.				HAWAII U.S.			
		Price Range	Stores with Ads	Wtd Avg Price	% Marked Local	Price Range	Stores with Ads	Wtd Avg Price	% Marked Local
FRUITS									
Apples Fuji	per pound	1.19	1	1.19		1.09-3.49	25	3.11	
Apples Fuji	3 lb bag					3.99	6	3.99	
Apples Gala	per pound	1.49	7	1.49		1.39	4	1.39	
Apples Granny Smith	per pound	1.49	13	1.49		1.99	6	1.99	
Apples Honeycrisp	per pound	3.49	26	3.49					
Apples Red Delicious	per pound	1.19	1	1.19					
Apples, Processed Juice	64 oz (1/2 gallon)	1.99-6.99	47	5.51		3.00	35	3.00	
Avocados Hass	each	1.00-1.50	14	1.39		1.00-2.50	30	2.14	
Avocados Hass	per pound					3.99	35	3.99	100
Bananas	per pound					0.89	27	0.89	
Blueberries	6 oz package					2.99	3	2.99	
Cantaloups	each	2.50	11	2.50					
Cantaloups	per pound					0.89-1.99	60	1.28	
Clementines	5 lb package	8.99	3	8.99		8.99	6	8.99	
Clementines	3 lb bag	4.99-10.99	36	10.49		4.99	6	4.99	
Grapefruit Red	each	1.00	26	1.00					
Grapes Black Seedless	per pound	2.49	11	2.49					
Grapes Red Seedless	per pound	2.49-2.99	18	2.68		1.99-3.99	82	2.79	
Grapes White Seedless Type	per pound	2.49-2.99	18	2.68		2.99-3.99	34	3.70	

Wtd Avg - Simple weighted average



Commodity Variety	Unit	ALASKA U.S.				HAWAII U.S.			
		Price Range	Stores with Ads	Wtd Avg Price	% Marked Local	Price Range	Stores with Ads	Wtd Avg Price	% Marked Local
Kiwifruit Hayward	each	0.69	13	0.69		0.99	21	0.99	
Kiwifruit Hayward	1 lb bag					2.50	23	2.50	
Lemons	each	1.29	1	1.29					
Limes	each	0.39-0.50	13	0.41					
Mangoes	each	1.50	11	1.50		1.00	3	1.00	
Mangoes	per pound					3.29	35	3.29	
Misc Berries Blackberries	5.6 - 6 oz package	2.50-3.00	24	2.73		4.00	3	4.00	
Nectarines Various Yellow Flesh Varieties	per pound					2.47-2.99	26	2.93	
Oranges Navel	per pound	1.49	26	1.49		1.49-1.99	50	1.79	
Papaya Solo Type	per pound					0.95	3	0.95	
Peaches Various Yellow Flesh Varieties	per pound					2.47	3	2.47	
Pears Bartlett	per pound					2.59	35	2.59	
Pears D'Anjou	per pound	1.49	26	1.49		1.59-1.88	9	1.69	
Pineapples	each	3.98	10	3.98					
Pineapples	per pound					0.89-1.29	44	1.08	48
Raspberries Red	6 oz package	3.00-3.99	13	3.15		4.00	3	4.00	
Strawberries	1 lb package	3.00-4.99	47	4.25		2.99-4.49	69	3.85	
Strawberries	2 lb package					9.99	6	9.99	
Tangerines	2 lb bag					3.79	4	3.79	
Tangelos	per pound	1.49	26	1.49					
FRUITS - ORGANIC									
Apples Braeburn	per pound	2.49	26	2.49					
Apples Fuji	per pound	2.49	26	2.49					
Apples Honeycrisp	2 lb bag	5.49	11	5.49					
Apples, Processed Juice	64 oz (1/2 gallon)					4.99	21	4.99	
Bananas	per pound					1.59	21	1.59	
Blueberries	4.4 oz package					6.29	35	6.29	
Blueberries	18 oz package	4.49	11	4.49					
Mangoes	per pound					3.99	21	3.99	
Strawberries	1 lb package	4.99	11	4.99					

Wtd Avg - Simple weighted average



Commodity Variety	Unit	ALASKA U.S.				HAWAII U.S.			
		Price Range	Stores with Ads	Wtd Avg Price	% Marked Local	Price Range	Stores with Ads	Wtd Avg Price	% Marked Local
ONIONS AND POTATOES									
Onions, Dry Yellow	per pound	0.59-1.99	77	1.33		1.59	3	1.59	
Onions, Dry Yellow	3 lb bag					1.99-2.97	17	2.69	
Onions, Dry Yellow Marked Sweet	per pound	1.29	13	1.29		1.79-2.49	50	2.08	
Onions, Dry Yellow Marked Sweet	2 lb bag					3.89	35	3.89	
Potatoes Round Red	per pound	0.48-0.69	4	0.53		0.99-1.79	26	1.08	
Potatoes Round Red	5 lb bag	2.50-10.49	53	7.82		3.99	21	3.99	
Potatoes Round White	per pound					1.79	3	1.79	
Potatoes Russet	per pound	0.69	1	0.69		1.29	3	1.29	
Potatoes Russet	5 lb bag					2.49-3.98	49	3.52	
Potatoes Yellow Type	per pound	0.89	1	0.89		0.99-1.79	26	1.08	
Potatoes Yellow Type	5 lb bag	2.97-10.49	50	8.22					
ONIONS AND POTATOES - ORGANIC									
Onions, Dry Yellow	3 lb bag	3.19	1	3.19					
Onions, Dry Yellow Marked Sweet	2 lb bag	2.99	26	2.99					
Potatoes Round Red	3 lb bag	3.19	1	3.19					
Potatoes Russet	3 lb bag	2.59	1	2.59					
Potatoes Yellow Type	3 lb bag	3.19	1	3.19					
VEGETABLES									
Asparagus Green	per pound	1.99-4.47	37	2.69		1.69-4.99	47	3.20	
Beans Round Green Type	per pound	2.28	10	2.28					
Broccoli	per pound	2.49	26	2.49					
Broccoli Crown Cut	per pound	1.98	10	1.98		1.99-3.49	47	2.86	
Cabbage Round Green Type	per pound	0.58-0.99	61	0.81		0.39-0.79	92	0.67	38
Carrots	per pound	0.89	1	0.89					
Carrots	1 lb bag					0.79-1.79	10	1.39	
Carrots	2 lb bag	1.28-4.49	60	3.23		3.19	35	3.19	
Carrots Baby Peeled	1 lb bag	0.99	13	0.99		2.00	23	2.00	
Carrots Baby Peeled	2 lb bag					3.50	21	3.50	
Cauliflower	per pound	2.49	26	2.49		2.39	23	2.39	

Wtd Avg - Simple weighted average



Commodity Variety	Unit	ALASKA U.S.				HAWAII U.S.			
		Price Range	Stores with Ads	Wtd Avg Price	% Marked Local	Price Range	Stores with Ads	Wtd Avg Price	% Marked Local
Celery	each	3.99	33	3.99		1.89	3	1.89	
Celery	per pound	0.89-1.29	13	0.95		1.69-1.99	58	1.87	
Chinese Cabbage	per pound					1.29	3	1.29	
Cucumbers	each	1.25	26	1.25		1.89	3	1.89	
Cucumbers	per pound					2.19	35	2.19	100
Lettuce, Iceberg	each	1.69-1.99	39	1.90					
Lettuce, Iceberg	per pound					1.29-1.79	27	1.72	
Lettuce, Other Green Leaf	per pound					1.29-2.98	9	1.85	
Lettuce, Other Red Leaf	per pound					2.98	3	2.98	
Lettuce, Romaine	per pound					1.99-2.29	38	2.01	
Lettuce, Romaine Hearts	3 count package					3.99	23	3.99	
Mushrooms White	8 oz package					2.49-2.69	7	2.58	
Onions Green	per bunch	0.78	10	0.78		2.68	10	2.68	
Peppers, Bell Type Green	per pound					1.89-2.49	27	2.36	
Peppers, Bell Type Green	each	1.25	26	1.25					
Peppers, Bell Type Orange	per pound					3.59	35	3.59	
Peppers, Bell Type Orange	each	0.99-2.00	24	1.45					
Peppers, Bell Type Red	per pound					3.59	35	3.59	
Peppers, Bell Type Red	each	0.99-2.00	24	1.45					
Peppers, Bell Type Yellow	per pound					3.59	35	3.59	
Peppers, Bell Type Yellow	each	0.99-2.00	24	1.45					
Salad Mixed Types	1 lb bag	5.00	26	5.00					
Salad Mixed Types	10 - 12 oz package	2.99	33	2.99		2.49-5.69	62	4.70	
Salad Mixed Types	5 - 9 oz package					5.69	35	5.69	
Spinach	per bunch					2.89	3	2.89	
Sweet Potatoes	per pound	1.48	10	1.48		1.98	13	1.98	
Tomatoes	per pound					1.49	4	1.49	
Tomatoes Vine Ripes	per pound					1.77	3	1.77	
Tomatoes Vine Ripes, On The Vine-Greenhouse	per pound	2.59-3.99	27	3.94					
Tomatoes, Grape Type	1 pint package	1.19	2	1.19					
Tomatoes, Grape Type	10 oz package	1.19	11	1.19					
Tomatoes, Plum Type	per pound	1.72	10	1.72					

Wtd Avg - Simple weighted average



Commodity Variety	Unit	ALASKA U.S.				HAWAII U.S.			
		Price Range	Stores with Ads	Wtd Avg Price	% Marked Local	Price Range	Stores with Ads	Wtd Avg Price	% Marked Local
Roma									
VEGETABLES - ORGANIC									
Cabbage Round Green Type	per pound	1.19-2.49	34	2.45		0.99	3	0.99	
Carrots	2 lb bag	2.89	1	2.89					
Carrots	per bunch	3.19	1	3.19					
Carrots Baby Peeled	2 lb bag					5.49	21	5.49	
Lettuce, Romaine Hearts	3 count package	3.99	26	3.99					
Mushrooms White	8 oz package	3.49	26	3.49					
Peppers, Bell Type Orange	each	2.50	26	2.50					
Peppers, Bell Type Red	each	2.50	26	2.50					
Peppers, Bell Type Yellow	each	2.50	26	2.50					
Salad Mixed Types	5 - 9 oz package					4.99	21	4.99	
Squash Zucchini	per pound	1.99	11	1.99					

REGIONAL DEFINITIONS

As used in this report, regions include the following states:

NORTHEAST U.S.	Connecticut, Delaware, Massachusetts, Maryland, Maine, New Hampshire, New jersey, New York, Pennsylvania, Rhode Island and Vermont
SOUTHEAST U.S.	Alabama, Florida, Georgia, Mississippi, North Carolina, South Carolina, Tennessee, Virginia and West Virginia
MIDWEST U.S.	Iowa, Illinois, Indiana, Kentucky, Michigan, Minnesota, North Dakota, Nebraska, Ohio, South Dakota and Wisconsin
SOUTH CENTRAL U.S.	Arkansas, Colorado, Kansas, Louisiana, Missouri, New Mexico, Oklahoma, and Texas
SOUTHWEST U.S.	Arizona, California, Nevada and Utah
NORTHWEST U.S.	Idaho, Montana, Oregon, Washington, and Wyoming
ALASKA U.S.	Alaska
HAWAII U.S.	Hawaii