

Daily Direct Steer and Heifer Slaughter Cattle Summary

For Trade on:

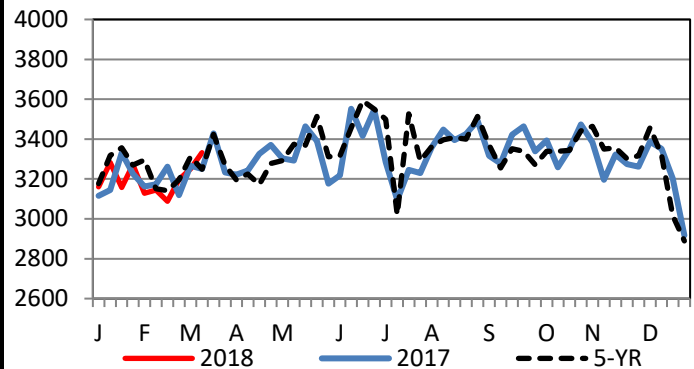
Monday, March 12, 2018

LM_CT100	5-AREA	LM_CT109	
Neg. Cash Volume:	392	Dressed Formula Vol:	59,863
Live Steer Avg:	\$128.57	Steer/Heifer Avg:	\$201.27
Live Heifer Avg:	N/A	Dressed Neg. Grid Vol:	4,018
Dressed Steer Avg:	N/A	Steer/Heifer Avg:	\$201.33
Dressed Heifer Avg:	N/A	TOTAL VOLUME:	64,273
LM_CT106	TOTAL WK TO DATE VOLUME:		64,273
Committed:	66,586	Delivered:	67,471

On Monday, negotiated cash trade was mostly inactive on light demand in all feeding regions. The latest established market was last week with live purchases in the Southern Plains at 126.00. Last week in Nebraska, live purchases traded mostly at 127.00 with dressed purchases mostly at 204.00. In Colorado last week, live purchases traded from 127.00-128.00. In the Western Cornbelt for the previous week, live purchases traded mostly from 126.00-128.00 with dressed purchases mostly at 204.00.

LM_CT118	TX-OK-NM	LM_CT109	
Neg. Cash Volume:	0	Dressed Formula Vol:	19,075
Live Steer Avg:	N/A	Steer/Heifer Avg:	\$199.57
Live Heifer Avg:	N/A	Dressed Neg. Grid Vol:	1,986
Dressed Steer Avg:	N/A	Steer/Heifer Avg:	\$199.95
Dressed Heifer Avg:	N/A	TOTAL VOLUME:	21,061
LM_CT106	TOTAL WK TO DATE VOLUME:		21,061
Committed:	35,510	Delivered:	16,144

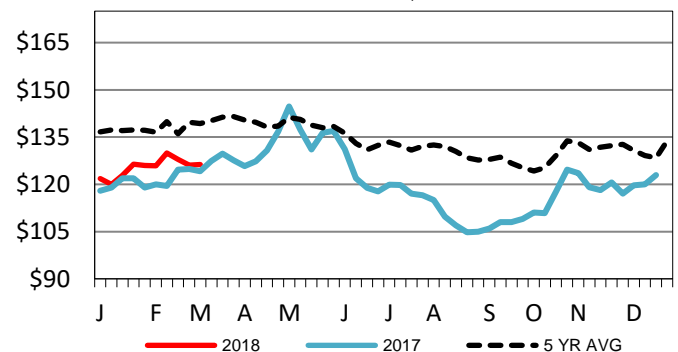
Boxed Beef Formula Load Count



LM_CT121	KANSAS	LM_CT109	
Neg. Cash Volume:	0	Dressed Formula Vol:	25,773
Live Steer Avg:	N/A	Steer/Heifer Avg:	\$200.18
Live Heifer Avg:	N/A	Dressed Neg. Grid Vol:	46
Dressed Steer Avg:	N/A	Steer/Heifer Avg:	\$194.60
Dressed Heifer Avg:	N/A	TOTAL VOLUME:	25,819
LM_CT106	TOTAL WK TO DATE VOLUME:		25,819
Committed:	13,442	Delivered:	18,605

Kansas Weekly Live Steer Weighted Average

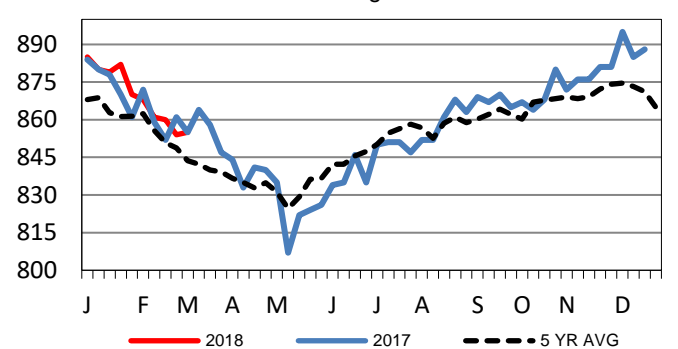
Last Week's Price = \$126.28



LM_CT124	NEBRASKA	LM_CT109	
Neg. Cash Volume:	0	Dressed Formula Vol:	6,491
Live Steer Avg:	N/A	Steer/Heifer Avg:	\$206.37
Live Heifer Avg:	N/A	Dressed Neg. Grid Vol:	1,744
Dressed Steer Avg:	N/A	Steer/Heifer Avg:	\$203.52
Dressed Heifer Avg:	N/A	TOTAL VOLUME:	8,235
LM_CT106	TOTAL WK TO DATE VOLUME:		8,235
Committed:	6,438	Delivered:	16,688

Kansas Formula Carcass Weights

Last Week's Weight = 855 lbs



LM_CT134	COLORADO	LM_CT109	
Neg. Cash Volume:	0	Dressed Formula Vol:	6,049
Live Steer Avg:	N/A	Steer/Heifer Avg:	\$204.49
Live Heifer Avg:	N/A	Dressed Neg. Grid Vol:	0
Dressed Steer Avg:	N/A	Steer/Heifer Avg:	N/A
Dressed Heifer Avg:	N/A	TOTAL VOLUME:	6,049
LM_CT106	TOTAL WK TO DATE VOLUME:		6,049
Committed:	5,288	Delivered:	7,283

LM_CT137	IA-MN	LM_CT109	
Neg. Cash Volume:	392	Dressed Formula Vol:	2,733
Live Steer Avg:	\$128.57	Steer/Heifer Avg:	\$204.26
Live Heifer Avg:	N/A	Dressed Neg. Grid Vol:	242
Dressed Steer Avg:	N/A	Steer/Heifer Avg:	\$198.11
Dressed Heifer Avg:	N/A	TOTAL VOLUME:	3,367
LM_CT106	TOTAL WK TO DATE VOLUME:		3,367
Committed:	5,908	Delivered:	8,751

USDA Livestock, Poultry and Grain Market News

St. Joseph, Missouri

Phone: 816-676-7000

stjoe.lpgmn@ams.usda.gov