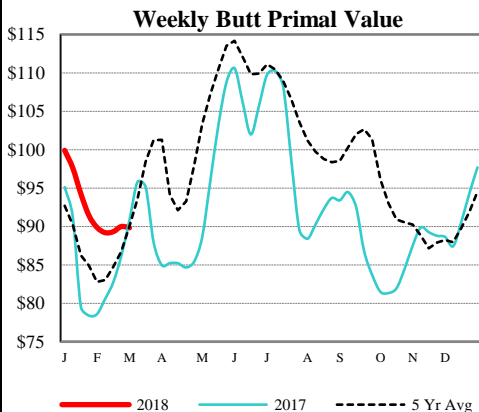
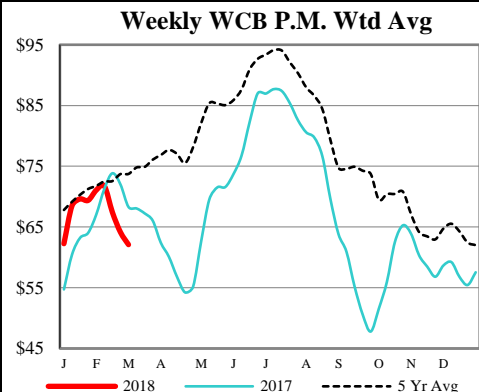


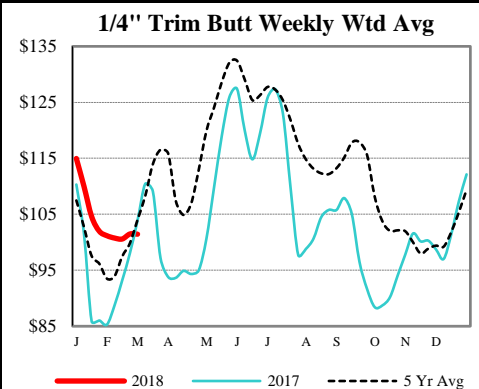
DAILY DIRECT HOGS PLANT DELIVERED as of 1:30 PM

Negotiated Barrow and Gilt:	Carcass Base Price	Live Price
<u>NATIONAL - LM_HG203:</u>		
Range:	\$54.00 - \$62.00	\$42.00 - \$50.50
Weighted Average:	\$59.58	\$47.49
Change from Prior Day:	0.92 lower	0.07 higher
Receipts:	11,311	1,480
<u>IOWA/MINNESOTA - LM_HG206:</u>		
Range:	\$54.00 - \$60.50	N/A - N/A
Weighted Average:	\$59.81	N/A
Change from Prior Day:	0.44 lower	N/A
Receipts:	6,865	470
<u>WESTERN CORNBELT - LM_HG212:</u>		
Range:	\$54.00 - \$60.50	N/A - N/A
Weighted Average:	\$59.78	N/A
Change from Prior Day:	0.48 lower	N/A
Receipts:	6,911	492
<u>EASTERN CORNBELT - LM_HG210:</u>		
Range:	\$58.50 - \$62.00	\$42.00 - \$50.50
Weighted Average:	\$59.28	\$47.70
Change from Prior Day:	no comp	1.29 higher
Receipts:	4,400	988



[NATIONAL DAILY PORK REPORT FOB PLANT- LM_PK602:](#)

Carcass Cutout Values		Change:	
Primal Loin	74.63	(-0.25)	1.84
Primal Butt	90.73		0.11
Primal Picnic	49.29	(-0.35)	
Primal Rib	132.67	(-0.93)	
Primal Ham	56.39	(-3.64)	
Primal Belly	110.02		1.88
Total Loads	367.12		
Pork Cuts	332.03	Lds	
Trim/Process Pork	35.08	Lds	



[DAILY EST. HOG SLAUGHTER UNDER FIS - SJ_LS710](#)

Today (est)	461,000
Week Ago (est)	452,000
Year Ago (act)	429,000
Week to Date (est)	921,000
Same Period Last Week (est)	902,000
Same Period Last Year (act)	868,000

CME Lean Hog Close	High	Low	Settle	Change
APR	68.85	67.43	67.73	0.05
MAY	72.28	71.23	71.85	0.62
JUN	78.13	77.03	77.48	0.42
JLY	78.90	78.05	78.43	0.45

[CME Lean Hog Delayed Futures - Pit-Traded](#)

[NATIONAL WEEKLY DIRECT HOGS NON-CARCASS MERIT PREMIUM](#)

For Week ending	Mar 10, 2018	Average
Volume	0.00 - 0.00	0.00
Transportation	0.01 - 3.00	1.70
Delivery Time	0.25 - 3.00	0.82
Breed	0.00 - 0.00	0.00
Pork Quality Assurance	0.00 - 0.00	0.00
Beta Agonist Free	0.30 - 1.50	0.83

