



Specialty Crops Market News Division

Agricultural
Marketing
Service

National Retail Report - Specialty Crops

Websites: www.marketnews.usda.gov/mnp/fv-home and <http://www.ams.usda.gov/mnreports/fvwretail.pdf>
and http://www.ams.usda.gov/mnreports/wa_lo100.txt

Volume XII - Number 7

Issued Weekly

Friday, February 16, 2018

Advertised Prices for Specialty Crops at Major Retail Supermarket Outlets ending during the period of 02/10 to 02/22^{1,2}

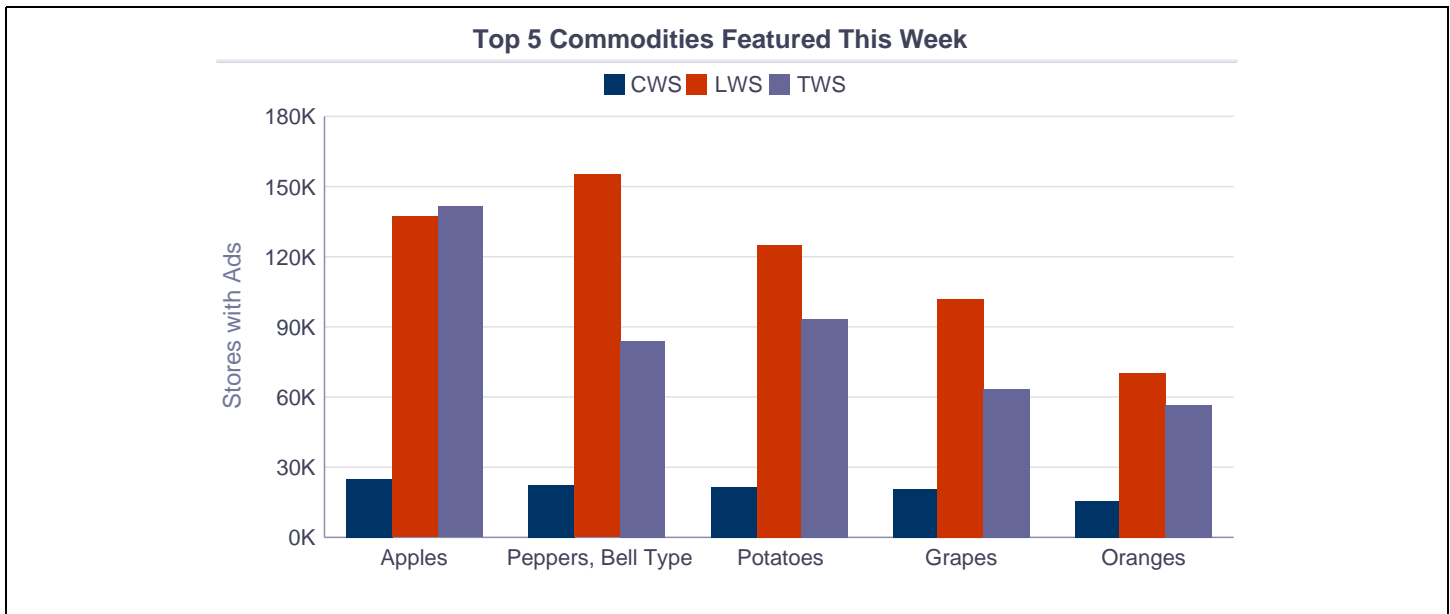
Year of the Dog

This week marks the celebration of Chinese New Year, and retailers had what families needed to make the most of the occasion. Staples such as bok choy, Chinese cabbage, oranges, tangelos, lettuce, green beans, green onions, garlic, celery, and carrots were well promoted this week. Lent also began this week, and flyers were full of fish and seafood, along with lemons, onions, potatoes, and salad ingredients to fill out dinner plates. Roses were still plentiful, as were tulips and daffodils.

Total ad numbers this week were 370,876, a 7% decrease from last week's 399,860 ads. The total number of ads broken out by commodity groups: fruit 175,132 (49% of all ads), onions and potatoes 36,689 (10%), vegetables 149,761 (40%), herbs 963, and ornamentals 8,331 (2%). The number of ads for organic produce was 45,437, 12% of total ads.

The following are the prices of major advertised items (3,000 plus stores) this week, compared to the same week last year. Significant increases in price for fruit items this week included Gala apples at 20%, yellow nectarines at 15%, mangoes at 14%, and navel oranges at 11%. Significant decreases this week included raspberries at 19%, avocados at 15%, and blackberries at 11%. Significant increases in price for onions and potatoes this week included Russet potatoes at 24% and yellow potatoes at 13%. There were no significant decreases. Significant increases in vegetable prices this week included crown-cut broccoli at 18%, cucumbers at 15%, and roma tomatoes at 13%. Significant decreases included asparagus at 15%, romaine hearts at 12%, and iceberg lettuce at 10%.

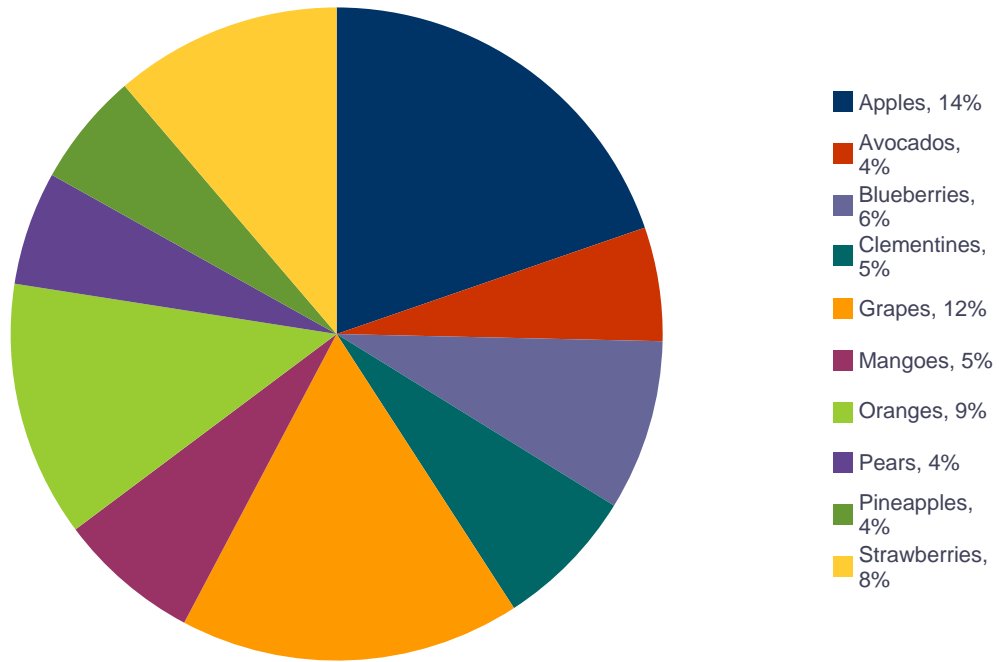
For more detailed information on organic and locally grown produce visit the National Retail--Local and Organic Report at: http://www.ams.usda.gov/mnreports/wa_lo100.txt



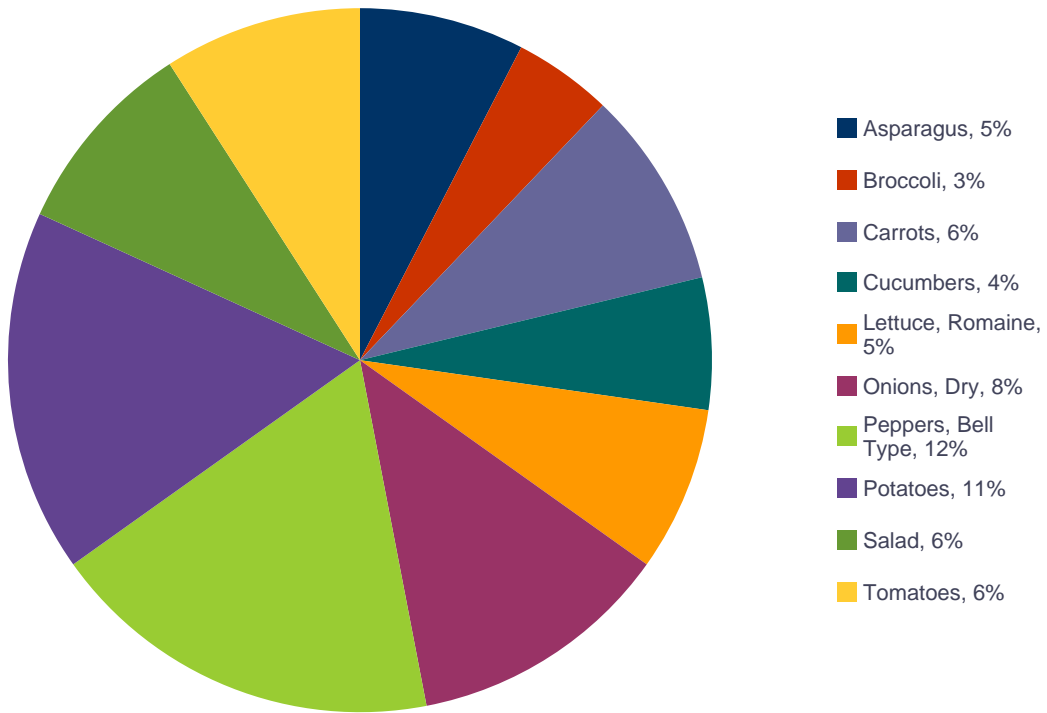
¹ - Specialty Crops Market News surveys over 400 retailers, comprising over 30,300 individual stores, with online weekly advertised features.

² - Date range reflects one week of data collection ending on the report date and encompasses ad pricing good from the Saturday before the report release date through the following Friday.

Top 10 Fruits as Percentage of Total Fruit Ads



Top 10 Vegetables as Percentage of Total Vegetable Ads Including Onions and Potatoes





NATIONAL SUMMARY

FRUITS								
Commodity	Variety	Unit	THIS WEEK		LAST WEEK		LAST YEAR	
			Stores With Ads	Wtd Avg Price	Stores With Ads	Wtd Avg Price	Stores With Ads	Wtd Avg Price
Apples	Braeburn	per pound	707	1.31	685	1.31	793	2.00
Apples	Fuji	per pound	3,005	1.29	1,834	1.41	2,713	2.02
Apples	Fuji	3 lb bag	226	3.22	265	2.97	246	2.62
Apples	Fuji	2 lb bag	130	1.61	182	2.49		
Apples	Gala	per pound	3,181	1.33	3,368	1.24	3,865	2.33
Apples	Gala	3 lb bag	1,384	3.33	829	2.90	2,103	3.27
Apples	Gala	5 lb bag	205	4.98	244	4.88	241	5.57
Apples	Gala	2 lb bag	72	2.00	113	2.99		
Apples	Golden Delicious	per pound	456	1.12	354	1.32	706	1.27
Apples	Golden Delicious	3 lb bag	306	3.03	648	2.64	230	3.12
Apples	Golden Delicious	5 lb bag	16	3.99				
Apples	Granny Smith	per pound	1,561	1.19	901	1.72	2,015	1.88
Apples	Granny Smith	3 lb bag	201	2.76	476	3.39	31	3.49
Apples	Granny Smith	2 lb bag	150	1.62	182	2.49		
Apples	Honeycrisp	per pound	1,926	2.03	3,946	2.03	610	2.35
Apples	Honeycrisp	3 lb bag	68	2.50			178	5.00
Apples	Jonagold	per pound	180	1.37	452	1.35	105	1.23
Apples	Jonagold	3 lb bag	5	2.59				
Apples	Jonathan	3 lb bag	8	1.41			37	2.74
Apples	Mcintosh	per pound	48	1.20	16	1.06		
Apples	Mcintosh	3 lb bag	97	2.86	617	2.72	319	2.62
Apples	Mcintosh	2 lb bag	72	2.00				
Apples	Pink Lady/Cripps Pink	per pound	381	1.40	1,591	1.42	2,856	1.83
Apples	Pink Lady/Cripps Pink	3 lb bag	271	3.29	457	2.73		
Apples	Pink Lady/Cripps Pink	2 lb bag	150	1.62	136	1.72		
Apples	Red Delicious	per pound	2,353	1.23	1,790	1.29	2,702	1.16
Apples	Red Delicious	3 lb bag	493	3.11	807	2.41	1,731	2.89
Apples	Red Delicious	5 lb bag	136	4.99	205	4.70	199	3.42
Apples	Red Delicious	2 lb bag	72	2.00				
Apples	Rome	3 lb bag	68	3.50	8	3.50	47	2.70
Apples, Processed	Juice	64 oz (1/2 gallon)	2,465	1.64	4,951	1.90	4,489	2.02
Apples, Processed	Juice	96 oz (3/4 gallon)	273	3.18	114	1.43	42	1.65

Wtd Avg - Simple weighted average



Apples, Processed	Juice	128 oz (1 gallon)	29	6.38	25	5.08	66	6.37
Apples, Processed	Juice Marked Cider	64 oz (1/2 gallon)	361	3.46	167	3.75	141	4.14
Apples, Processed	Juice Marked Cider	96 oz (3/4 gallon)	58	2.99				
Apples, Processed	Juice Marked Cider	128 oz (1 gallon)	9	3.99	175	4.99	54	6.99
Avocados	Hass	each	5,109	1.18	6,490	1.26	6,191	1.84
Avocados	Various Greenskin Varieties	each	69	1.20	137	1.03	434	1.17
Avocados	Various Greenskin Varieties	per pound	35	3.99				
Bananas		per pound	540	0.39	494	0.50	1,700	0.67
Blueberries		4.4 oz package	39	3.49	39	3.49	6	2.29
Blueberries		6 oz package	1,734	1.71	3,062	2.54	1,761	2.10
Blueberries		1 pint package	3,669	2.93	6,992	2.91	3,164	4.04
Blueberries		18 oz package	1,120	4.37	1,480	5.21	545	4.76
Cantaloups		each	5,306	2.30	4,815	2.49	8,299	2.07
Cantaloups		per pound	364	0.73	450	0.56	471	1.12
Cherries	Red Varieties	per pound	166	4.75	326	5.41	94	5.99
Clementines		5 lb package	257	5.93	558	5.43	2,042	6.31
Clementines		3 lb bag	7,485	4.51	9,310	4.36	2,589	4.93
Clementines		2 lb bag	367	3.27	455	3.95	738	4.38
Fruit, Other	Apple Pears	per pound	307	2.22	292	2.34	48	1.79
Grapefruit	Red	each	1,110	1.14	1,274	0.97	3,041	0.86
Grapefruit	Red	per pound	189	1.28	25	0.63	97	0.93
Grapefruit	Red	5 lb bag	186	4.19	682	4.10	1,533	2.75
Grapes	Black Seedless	per pound	1,291	2.17	880	2.52	1,284	2.15
Grapes	Red Globe	per pound	576	2.37	865	2.11	475	2.29
Grapes	Red Seedless	per pound	11,007	2.13	11,276	2.07	8,791	2.68
Grapes	White Seedless Type	per pound	8,123	2.13	6,911	2.26	9,281	2.61
Honeydews		each	1,818	2.74	1,585	3.17	1,677	3.04
Honeydews		per pound	222	0.87	8	0.99	46	0.99
Kiwifruit	Hayward	each	317	0.34	320	0.55	1,383	0.53
Kiwifruit	Hayward	1 lb bag	32	2.64	16	2.99	271	2.56
Lemons		each	1,305	0.64	1,316	0.69	803	0.91
Lemons		per pound	279	1.45	7	1.39	12	1.53
Lemons		2 lb bag	1,523	2.76	13	3.47	105	3.62
Limes		each	899	0.28	448	0.33	1,014	0.33
Limes		per pound	61	0.93	69	0.76	60	0.79
Mangoes		each	7,675	1.09	3,662	1.11	6,239	1.17
Mangoes		per pound	56	3.37	35	2.99	54	3.49
Misc Berries	Blackberries	5.6 - 6 oz package	4,406	2.45	7,788	2.31	5,414	2.74



Misc Citrus	Satsuma	per pound	12	1.49	3	0.99	6	1.69
Misc Citrus	Satsuma	3 lb bag	69	2.99	342	3.41		
Nectarines	Various White Flesh Varieties	per pound	273	2.99	582	2.01	627	2.38
Nectarines	Various Yellow Flesh Varieties	per pound	5,445	2.34	4,976	1.98	6,406	2.06
Oranges	Navel	each	6,933	0.78	8,237	0.79	4,018	1.04
Oranges	Navel	per pound	3,270	1.19	3,913	1.20	2,488	1.61
Oranges	Navel	3 lb bag	1,840	3.41	1,162	3.24	1,762	2.20
Oranges	Navel	4 lb bag	2,229	3.09	676	4.61	2,377	3.32
Oranges	Navel	8 lb bag	369	6.47	63	6.78	1,075	5.30
Oranges	Valencia	4 lb bag	69	3.50	54	4.03	21	2.99
Papaya	Maradol/Tainung Types	per pound	472	1.54	288	1.60	1,079	0.83
Papaya	Maradol/Tainung Types	each	146	0.98	146	0.98		
Peaches	Various White Flesh Varieties	per pound	250	2.99	325	2.03	364	1.66
Peaches	Various Yellow Flesh Varieties	per pound	4,798	2.39	4,673	2.01	6,206	2.40
Pears	Bartlett	per pound	260	2.02	113	1.69	1,140	1.62
Pears	Bosc	per pound	2,061	1.48	1,887	1.56	1,790	1.52
Pears	D'Anjou	per pound	3,897	1.39	2,858	1.42	2,188	1.42
Pineapples		each	5,793	2.44	4,427	1.99	3,758	2.78
Pineapples		per pound	486	0.77	247	0.61	208	0.77
Plums		per pound	516	2.41	2,750	1.49	4,306	1.89
Plums	Interspecific Type	per pound	19	2.36				
Raspberries	Red	6 oz package	4,044	2.42	3,487	2.82	4,620	2.99
Strawberries		1 lb package	12,551	2.49	10,360	2.35	7,582	2.63
Strawberries		2 lb package	1,211	4.83	701	4.90	688	4.00
Tangelos		per pound	829	1.36	681	1.22	885	1.15
Tangelos		each	678	0.78	39	0.96	446	0.97
Tangelos		3 lb bag	152	3.48	478	4.04	149	3.75
Tangerines		per pound	190	2.43	311	2.66	637	1.80
Tangerines		5 lb package	1,375	4.88	968	4.40	1,637	7.36
Tangerines		3 lb bag	3,470	4.64	4,422	3.86	4,131	4.67
Tangerines		2 lb bag	110	2.98	35	4.88	143	3.99
Tangerines		each	51	0.62	71	0.93	144	0.52
Watermelons	Red Flesh Seedless Miniature	each	1,789	3.19	2,374	3.08	2,027	2.95
Watermelons	Red Flesh Seedless Miniature	per pound	21	0.69	3	1.69		
Watermelons	Red Flesh Seedless Type	each	135	2.50	92	3.50		
Watermelons	Red Flesh Seedless Type	per pound	169	0.51	256	0.65	11	0.73

ORGANIC

Apples	Braeburn	per pound	381	1.69	144	1.18	493	2.07
--------	----------	-----------	-----	------	-----	------	-----	------

Wtd Avg - Simple weighted average



Apples	Braeburn	3 lb bag	46	2.81				
Apples	Fuji	per pound	997	2.55	1,457	1.70	1,384	2.17
Apples	Fuji	3 lb bag	31	2.61			46	5.00
Apples	Fuji	2 lb bag	557	3.26	49	3.51		
Apples	Gala	per pound	965	2.12	1,251	1.61	1,431	2.12
Apples	Gala	3 lb bag	418	5.09	261	5.96	440	4.97
Apples	Gala	2 lb bag	443	3.20	1,268	3.42		
Apples	Granny Smith	per pound	30	2.19	72	1.48	274	1.70
Apples	Granny Smith	3 lb bag	301	5.50	255	5.99	25	5.99
Apples	Granny Smith	2 lb bag	251	2.97	31	3.35		
Apples	Honeycrisp	per pound	401	3.25	272	2.87		
Apples	Honeycrisp	3 lb bag	267	4.99				
Apples	Honeycrisp	2 lb bag	484	4.72	496	4.99		
Apples	Pink Lady/Cripps Pink	per pound	176	2.46	682	2.35	554	2.31
Apples	Red Delicious	per pound	734	1.44	208	1.43	641	1.54
Apples	Red Delicious	3 lb bag	46	2.81			81	3.99
Apples, Processed	Juice	64 oz (1/2 gallon)	605	2.76	1,163	2.67	981	2.83
Avocados	Hass	each	1,408	1.72	981	1.92	1,172	1.40
Bananas		per pound	1,467	0.81	1,407	0.78	2,444	0.96
Blueberries		4.4 oz package	640	3.07	556	3.87	48	3.58
Blueberries		6 oz package	2,000	2.76	2,778	3.24	1,125	3.47
Blueberries		1 pint package	243	3.38	130	4.99	465	4.07
Blueberries		18 oz package	196	6.02			9	5.99
Grapefruit	Red	each	27	0.98			175	1.51
Grapefruit	Red	per pound	21	1.99	32	1.92	111	1.58
Lemons		each	30	0.84	90	0.67	107	0.93
Lemons		per pound	19	1.79	40	1.90		
Lemons		2 lb bag	2,055	3.58	63	4.78	106	4.23
Limes		each	19	0.69	25	0.38		
Mangoes		each	358	1.62	1,663	1.61	906	1.75
Misc Berries	Blackberries	5.6 - 6 oz package	779	3.60	912	4.10	951	3.03
Oranges	Navel	each	158	1.24	243	1.26	197	0.90
Oranges	Navel	per pound	777	1.71	1,307	1.65	913	1.77
Oranges	Navel	4 lb bag	28	7.99	57	6.98	31	5.25
Oranges	Valencia	4 lb bag	88	3.06	99	2.98	8	3.99
Pears	Bosc	per pound	202	1.97	131	2.22	405	1.73
Pears	D'Anjou	per pound	439	1.83	745	1.78	656	1.73
Pineapples		each	561	3.51	698	3.12		



Pineapples		per pound	4	0.99			75	1.49
Raspberries	Red	6 oz package	583	3.36	432	4.61	282	4.55
Strawberries		1 lb package	986	3.72	676	4.89	362	6.48
Tangelos		per pound	135	1.52	121	1.47	4	1.99
Tangerines		per pound	28	2.65	44	2.58	196	1.89
Tangerines		3 lb bag	1	3.79	125	4.19		
ONIONS AND POTATOES								
Commodity	Variety	Unit	THIS WEEK		LAST WEEK		LAST YEAR	
			Stores With Ads	Wtd Avg Price	Stores With Ads	Wtd Avg Price	Stores With Ads	Wtd Avg Price
Onions, Dry	Red	per pound	1,772	1.09	1,156	1.06	3,144	1.05
Onions, Dry	Red	2 lb bag	82	1.55	135	1.80	426	1.30
Onions, Dry	White	per pound	633	0.81	1,379	0.93	655	0.82
Onions, Dry	White	2 lb bag	322	1.69	337	1.71		
Onions, Dry	Yellow	per pound	455	0.65	1,216	0.78	814	0.79
Onions, Dry	Yellow	2 lb bag	951	1.24	244	1.20	749	1.24
Onions, Dry	Yellow	3 lb bag	7,323	1.89	5,461	1.94	4,386	1.58
Onions, Dry	Yellow Marked Sweet	per pound	1,728	1.13	4,300	1.10	2,704	2.00
Onions, Dry	Yellow Marked Sweet	2 lb bag	87	1.36	35	3.50		
Onions, Dry	Yellow Marked Sweet	3 lb bag	500	2.96	121	2.84	662	2.71
Potatoes	Round Red	per pound	995	0.91	1,203	0.88	697	1.14
Potatoes	Round Red	3 lb bag	529	2.21	135	2.16	612	2.54
Potatoes	Round Red	5 lb bag	2,441	3.22	4,211	3.25	2,342	3.28
Potatoes	Round Red	10 lb bag	48	2.76	6	3.49		
Potatoes	Round White	per pound	192	0.98	34	1.05	41	1.20
Potatoes	Round White	5 lb bag	418	2.52	1,209	3.04	1,046	2.39
Potatoes	Russet	per pound	2,044	0.85	3,629	0.80	1,179	1.35
Potatoes	Russet	3 lb bag	27	1.50	125	1.68	46	1.00
Potatoes	Russet	5 lb bag	7,903	2.69	8,052	2.80	4,698	2.71
Potatoes	Russet	10 lb bag	1,126	3.28	746	3.60	3,417	3.58
Potatoes	Russet	8 lb bag	162	2.86	68	2.95	1,546	3.36
Potatoes	Yellow Type	per pound	453	0.99	610	0.88	204	1.11
Potatoes	Yellow Type	3 lb bag	367	1.96	100	1.82	691	2.02
Potatoes	Yellow Type	5 lb bag	3,742	3.00	2,998	3.16	2,667	3.20
ORGANIC								
Onions, Dry	Red	per pound	20	1.25	243	1.69	113	1.39
Onions, Dry	White	per pound	50	0.99	232	1.72	6	1.48

Wtd Avg - Simple weighted average



Onions, Dry	Yellow	per pound	139	1.95	268	1.60	302	1.52
Onions, Dry	Yellow	3 lb bag	990	2.86	218	3.45	468	2.82
Onions, Dry	Yellow Marked Sweet	2 lb bag	12	2.99				
Onions, Dry	Yellow Marked Sweet	3 lb bag	147	2.99				
Potatoes	Round Red	per pound	158	3.66	25	1.55		
Potatoes	Round Red	3 lb bag	89	3.71	277	2.72	550	4.66
Potatoes	Round Red	5 lb bag	9	4.99	164	4.51		
Potatoes	Russet	per pound	23	0.77			267	0.99
Potatoes	Russet	3 lb bag	204	2.82	1,677	3.18	634	4.49
Potatoes	Russet	5 lb bag	336	4.85	100	3.98	198	3.48
Potatoes	Yellow Type	per pound	154	3.72	40	1.14		
Potatoes	Yellow Type	3 lb bag	58	3.44	250	2.69	551	4.65

VEGETABLES

Commodity	Variety	Unit	THIS WEEK		LAST WEEK		LAST YEAR	
			Stores With Ads	Wtd Avg Price	Stores With Ads	Wtd Avg Price	Stores With Ads	Wtd Avg Price
Artichokes		each	1,222	2.13	1,181	2.82	843	3.10
Asparagus	Green	per pound	10,060	2.31	12,702	2.43	7,689	2.69
Beans	Round Green Type	per pound	5,293	1.67	5,209	1.68	2,258	1.63
Beets		per bunch	64	2.79	65	2.21	292	1.75
Beets		per pound	164	0.92	48	0.71	46	0.61
Bok Choy		per pound	966	1.03	46	2.01	32	1.08
Broccoli		per pound	747	1.59	423	1.50	356	1.12
Broccoli		per bunch	1,026	2.02	435	1.64	1,114	2.34
Broccoli	Baby Hybrid Type	per bunch	3	1.50			6	2.88
Broccoli	Crown Cut	per pound	3,728	1.62	1,784	1.75	1,731	2.30
Brussels Sprouts		per pound	1,716	2.03	2,092	1.95	657	1.86
Cabbage	Red Type	per pound	157	0.50			61	0.70
Cabbage	Round Green Type	per pound	1,685	0.58	1,532	0.50	2,457	0.81
Carrots		per pound	287	0.52	126	0.41	174	0.50
Carrots		1 lb bag	418	0.77	411	0.79	226	1.12
Carrots		2 lb bag	570	1.44	82	1.22	1,821	1.43
Carrots	Baby Peeled	1 lb bag	6,622	1.23	7,191	1.25	2,815	1.56
Carrots	Baby Peeled	2 lb bag	1,023	2.48	2,113	2.39	1,824	2.12
Cauliflower		each	2,154	2.46	1,867	2.78	1,257	2.02
Cauliflower		per pound	447	1.28	648	1.37	876	2.32
Celery		each	1,832	1.25	1,621	1.48	1,362	1.22
Celery		per pound	61	1.87	4	0.69	86	1.41

Wtd Avg - Simple weighted average



National Retail Report - Specialty Crops Vol XII - No. 7
Friday, February 16, 2018 - Page 9

Celery	Hearts	each	437	1.97	855	2.37	933	2.48
Chinese Cabbage		per pound	1,036	0.98	44	1.09	24	0.88
Cilantro		per bunch	843	0.65	1,849	0.81	791	0.80
Corn-Sweet		each	987	0.46	441	0.46	1,346	0.42
Cucumbers		each	4,796	0.75	3,092	0.74	2,938	0.85
Cucumbers		per pound	44	1.93	43	1.46	91	1.79
Cucumbers	Long Seedless-Greenhouse	each	1,364	1.74	3,350	1.59	1,733	2.05
Eggplant		per pound	644	1.44	364	1.50	2,911	1.43
Eggplant		each	65	1.37	272	0.82	319	1.16
Garlic		per pound	17	1.88	25	2.19	20	2.50
Garlic		per sleeve	869	0.90	653	0.79	61	1.69
Greens	Collard	per bunch	28	1.32	4	0.50	249	0.87
Greens	Collard	per pound	43	1.29	190	1.99	29	0.93
Greens	Collard	1 lb bag	1,039	2.53	469	2.77	108	1.85
Greens	Kale	per bunch	483	0.99	208	0.95	533	1.64
Greens	Kale	per pound	43	1.29	190	1.99	20	0.96
Greens	Kale	1 lb bag	1,039	2.53	469	2.77	59	2.47
Greens	Mustard	per bunch	26	1.44	4	0.50	433	0.91
Greens	Mustard	per pound	49	2.50			7	0.89
Greens	Mustard	1 lb bag	6	2.50				
Greens	Turnip Tops	per bunch	26	1.44	4	0.50	426	0.92
Greens	Turnip Tops	1 lb bag	6	2.50			7	2.28
Lettuce, Iceberg		each	3,159	0.99	2,986	1.20	3,243	1.31
Lettuce, Other	Boston	each	8	1.59	266	2.42		
Lettuce, Other	Green Leaf	each	464	1.22	455	1.43	416	2.11
Lettuce, Other	Green Leaf	per pound	66	1.65	270	1.51	106	1.49
Lettuce, Other	Red Leaf	each	395	1.20	430	1.45	390	2.10
Lettuce, Other	Red Leaf	per pound	66	1.65	270	1.51	106	1.49
Lettuce, Romaine		each	360	1.43	220	1.28	251	2.08
Lettuce, Romaine		3 count package	4	2.69				
Lettuce, Romaine		per pound	288	1.41	128	1.55	173	1.71
Lettuce, Romaine	Hearts	3 count package	6,466	2.32	6,205	2.51	1,097	2.64
Mushrooms	Portobella	per pound	52	3.99	3	4.98	47	3.98
Mushrooms	Portobella	8 oz package	6	2.00	68	2.33	88	2.42
Mushrooms	Portobella	6 oz package	641	1.83	194	2.45	204	2.68
Mushrooms	White	per pound	262	2.51	126	2.99	1,061	1.61
Mushrooms	White	8 oz package	2,777	1.71	3,004	1.91	2,490	2.28
Mushrooms	White	6 oz package	109	2.99	4	2.49	216	1.99
Onions Green		per bunch	1,199	0.54	1,339	0.59	1,034	0.54

Wtd Avg - Simple weighted average



Peppers, Bell Type	Green	per pound	508	1.55	1,165	1.55	926	1.62
Peppers, Bell Type	Green	each	6,611	0.77	7,079	0.72	4,745	0.96
Peppers, Bell Type	Orange	per pound	241	2.57	412	2.38	435	2.35
Peppers, Bell Type	Orange	each	2,692	1.32	4,873	1.25	1,809	1.25
Peppers, Bell Type	Orange-Greenhouse	each	179	1.41	427	1.31	46	1.50
Peppers, Bell Type	Red	per pound	881	1.96	1,654	2.20	1,312	3.06
Peppers, Bell Type	Red	each	4,166	1.23	6,403	1.16	2,610	1.15
Peppers, Bell Type	Red-Greenhouse	each	179	1.41	475	1.30	46	1.50
Peppers, Bell Type	Yellow	per pound	275	2.46	563	2.15	450	2.34
Peppers, Bell Type	Yellow	each	2,698	1.32	4,912	1.25	1,857	1.24
Peppers, Bell Type	Yellow-Greenhouse	each	179	1.41	427	1.31	46	1.50
Peppers, Other	Jalapeno	per pound	928	0.90	1,434	0.75	777	0.63
Peppers, Other	Mixed Mini Sweet Types	1 lb package	2,600	2.01	2,707	3.06	2,704	3.27
Peppers, Other	Serrano	per pound	397	0.84	254	0.57	185	0.68
Radishes		per bunch	482	0.57	575	0.69	386	1.03
Radishes		6 oz film bags	52	0.67				
Radishes		1 lb bag	17	1.58			29	1.13
Salad	Mixed Types	1 lb bag	147	2.32			1,184	2.22
Salad	Mixed Types	10 - 12 oz package	2,975	2.56	3,519	2.16	4,919	2.31
Salad	Mixed Types	5 - 9 oz package	4,499	2.44	3,763	2.36	6,378	3.17
Spinach		per bunch	292	2.78	363	1.77	253	2.69
Spinach	Flat, Baby Type	10 oz package	51	3.10	718	1.88	76	2.71
Spinach	Flat, Baby Type	1 lb package	59	1.69	367	2.50		
Spinach	Flat, Baby Type	8 oz package	338	2.57	758	1.91	668	2.96
Spinach	Flat, Baby Type	9 oz package	43	2.50	9	2.00	107	1.50
Spinach	Flat, Baby Type	5 - 6 oz package	27	2.31	30	2.51	110	2.11
Squash	Acorn	per pound	204	0.99	211	0.99	550	0.89
Squash	Butternut	per pound	222	0.97	338	0.98	521	0.89
Squash	Grey	per pound	273	0.90	368	0.80	567	0.81
Squash	Spaghetti	per pound	204	0.99	324	0.99	487	0.80
Squash	Yellow Crookneck/Straightneck	per pound	578	1.86	837	1.50	2,034	1.79
Squash	Zucchini	per pound	1,400	1.32	1,470	1.26	2,698	1.80
Sweet Potatoes		per pound	4,226	0.88	3,905	0.86	1,680	1.26
Tomatillos		per pound	363	0.71	567	0.69	405	0.70
Tomatoes		per pound	1,337	1.12	1,887	1.19	1,363	1.90
Tomatoes	Vine Ripe - Heirloom Varieties	per pound	165	1.21	11	3.95	215	2.28
Tomatoes	Vine Ripes	per pound	1,535	1.51	2,975	1.43	2,822	1.67
Tomatoes	Vine Ripes, On The Vine-Greenhouse	per pound	7,067	1.77	7,307	1.89	1,953	2.05



Tomatoes	Vine Ripes-Greenhouse	per pound	434	1.91	496	1.91	862	1.76
Tomatoes, Cherry		1 pint package	311	2.96	156	1.89	11	2.00
Tomatoes, Grape Type		1 pint package	2,846	2.04	3,499	2.09	1,408	1.79
Tomatoes, Grape Type		10 oz package	1,105	2.52	1,099	2.08	1,163	2.60
Tomatoes, Plum Type	Roma	per pound	3,422	1.19	2,612	1.04	5,341	1.80
Tomatoes, Plum Type	Roma-Greenhouse	per pound	8	1.79	8	1.79		
Vegetables Other	Cactus Leaf (Nopales)	per pound	182	1.34	23	1.19	89	0.35
Vegetables Other	Cactus Leaf (Nopales)	each	5	0.99				
ORGANIC								
Asparagus	Green	per pound	22	3.54	1	6.99	94	4.49
Beans	Round Green Type	per pound	21	1.99	21	3.99		
Beets		per bunch	552	2.15	342	1.84	872	2.06
Bok Choy		per pound	1	2.29				
Broccoli		per pound	240	1.98	351	2.07	627	1.78
Broccoli		per bunch	472	2.71	288	2.78	597	2.45
Broccoli	Baby Hybrid Type	per bunch	31	2.25	25	1.99		
Broccoli	Crown Cut	per pound	11	0.99	96	2.43	21	1.94
Brussels Sprouts		per pound	153	2.98	139	2.91	32	3.64
Cabbage	Round Green Type	per pound	502	0.82	731	0.86	352	0.84
Carrots		1 lb bag	194	1.13	144	1.14	39	1.49
Carrots		2 lb bag	145	2.49			34	2.49
Carrots		per bunch	198	1.62	187	1.73	1,148	1.82
Carrots	Baby Peeled	1 lb bag	1,804	2.02	993	1.99	865	1.69
Carrots	Baby Peeled	2 lb bag	11	2.50	146	3.00	371	3.51
Cauliflower		each	252	3.00	300	3.04	278	2.65
Cauliflower		per pound	80	1.42	190	1.99	609	1.72
Celery		each	226	1.70	186	1.96	1,237	1.68
Celery		per pound	16	0.98			23	0.59
Celery	Hearts	each	621	3.10	277	2.15	530	2.69
Celery	Hearts	per pound	16	2.50				
Cilantro		per bunch	120	1.23	165	0.94	75	0.99
Cucumbers		each	296	0.96	170	0.99	787	1.12
Cucumbers		per pound	86	2.49				
Cucumbers	Long Seedless-Greenhouse	each	309	1.63	56	2.44	116	2.06
Greens	Kale	per bunch	641	1.88	133	1.79	812	1.41
Greens	Kale	per pound	12	1.99	12	1.69	8	1.99
Greens	Swiss Chard	per bunch	113	1.72	159	1.92	62	1.98
Lettuce, Iceberg		each	94	2.05			19	1.61



Lettuce, Other	Boston	each	15	3.00				
Lettuce, Other	Green Leaf	each	21	2.00	289	2.35	64	2.31
Lettuce, Other	Red Leaf	each	21	2.00	280	2.37	60	2.00
Lettuce, Romaine		each	25	1.92	274	2.40	8	1.99
Lettuce, Romaine		3 count package	76	3.99	4	2.99		
Lettuce, Romaine	Hearts	3 count package	2,288	3.37	1,602	3.34	3,666	3.55
Mushrooms	Portobella	per pound	12	6.99	23	6.03		
Mushrooms	White	8 oz package	287	2.48	922	2.90	873	2.83
Mushrooms	White	6 oz package	19	1.99	19	1.99	18	1.78
Onions Green		per bunch	22	0.94	207	1.02	491	0.89
Peppers, Bell Type	Green	each	254	0.92	6	0.98	131	0.88
Peppers, Bell Type	Orange	per pound	520	2.79	429	2.80		
Peppers, Bell Type	Orange	each	605	2.14			784	2.13
Peppers, Bell Type	Red	per pound	665	3.05	447	2.81	203	1.13
Peppers, Bell Type	Red	each	808	1.98	43	1.50	1,135	2.16
Peppers, Bell Type	Yellow	per pound	520	2.79	429	2.80		
Peppers, Bell Type	Yellow	each	605	2.14	43	1.50	784	2.13
Peppers, Other	Mixed Mini Sweet Types	1 lb package	147	3.54	736	3.06	1,359	4.49
Salad	Mixed Types	1 lb bag	317	5.21	1,889	3.93	1,127	4.98
Salad	Mixed Types	10 - 12 oz package	3	3.49	824	3.94	549	4.11
Salad	Mixed Types	5 - 9 oz package	4,011	3.03	1,961	3.15	2,798	4.49
Squash	Acorn	per pound	2	0.98				
Squash	Butternut	per pound	21	0.99	23	0.99	99	1.06
Squash	Spaghetti	per pound	2	0.98	4	0.99	5	0.99
Squash	Yellow Crookneck/Straightneck	per pound	46	1.99				
Squash	Zucchini	per pound	163	1.96	7	1.99	435	1.69
Sweet Potatoes		per pound	165	1.89	158	2.75	307	1.87
Tomatoes		per pound	50	0.89	30	2.08	382	2.22
Tomatoes	Vine Ripe - Heirloom Varieties	per pound	54	4.25	402	4.62	344	5.39
Tomatoes	Vine Ripes, On The Vine-Greenhouse	per pound	1,128	2.85	14	3.65	1,467	2.81
Tomatoes, Cherry		1 pint package	13	1.50	9	3.99	14	2.99
Tomatoes, Grape Type		1 pint package	1,195	2.88	4,100	2.39	2,194	3.49
Tomatoes, Grape Type		10 oz package	1,043	2.89	3,429	2.61	208	2.43
Tomatoes, Plum Type	Roma	per pound	301	1.42	549	1.51	112	1.07

SEASONAL ITEMS

Commodity	Variety	Unit	THIS WEEK		LAST WEEK		LAST YEAR	
			Stores With Ads	Wtd Avg Price	Stores With Ads	Wtd Avg Price	Stores With Ads	Wtd Avg Price

Wtd Avg - Simple weighted average



Chayote		per pound	83	0.73	8	0.58	12	0.50
Chayote		each	118	0.39	88	0.74	211	0.29
Daffodil		bunched 10s	655	2.14	80	1.69	362	2.39
Gladiola		bunched 5s	13	3.99				
Potted Plants	Chrysanthemum	6 inch pot	229	10.55			157	10.39
Rose, Hybrid Tea		bunched 12s	3,972	19.87	10,024	18.70	1,711	18.84
Tulips		bunched 10s	3,325	7.19	2,428	8.05	1,011	6.72
Tulips		bunched 5s	117	4.09	17	7.99	23	3.69
Tulips	-Greenhouse	bunched 5s	20	2.99	20	2.99		



REGIONAL DETAILS

Commodity Variety	Unit	NORTHEAST U.S.				SOUTHEAST U.S.				MIDWEST U.S.			
		Price Range	Stores with Ads	Wtd Avg Price	% Marked Local	Price Range	Stores with Ads	Wtd Avg Price	% Marked Local	Price Range	Stores with Ads	Wtd Avg Price	% Marked Local
FRUITS													
Apples Braeburn	per pound	1.28	57	1.28						1.29-1.69	335	1.48	
Apples Fuji	per pound	1.49-1.69	641	1.53		0.95-1.59	272	1.14		0.79-1.79	355	1.43	
Apples Fuji	3 lb bag					2.98-2.99	16	2.99		2.99-5.00	82	3.75	
Apples Gala	per pound	0.88-1.99	406	1.51		0.95-1.79	982	1.46		0.89-1.79	656	1.39	
Apples Gala	3 lb bag	3.29-3.99	126	3.58		1.83-3.50	1,119	3.27		0.88-5.00	83	3.28	
Apples Gala	5 lb bag	4.99	190	4.99		4.88	15	4.88					
Apples Gala	2 lb bag	2.00	72	2.00									
Apples Golden Delicious	per pound	0.98-1.69	45	1.38		1.28	59	1.28		0.98-1.49	74	1.34	
Apples Golden Delicious	3 lb bag	2.98-2.99	100	2.98		1.99-3.50	130	3.22		0.88-3.00	76	2.78	
Apples Golden Delicious	5 lb bag					3.99	16	3.99					
Apples Granny Smith	per pound	1.38-1.79	385	1.70		0.95-1.99	206	1.15		0.99-1.49	94	1.30	
Apples Granny Smith	3 lb bag					1.88-2.99	56	2.20		3.59	23	3.59	
Apples Honeycrisp	per pound	0.99-3.49	302	2.25		1.74-2.49	342	2.28		0.99-2.99	450	2.26	
Apples Jonagold	per pound					0.98	12	0.98		0.98-1.49	142	1.41	
Apples Jonagold	3 lb bag					2.59	5	2.59					
Apples Jonathan	3 lb bag					2.99	2	2.99		0.88	6	0.88	
Apples McIntosh	per pound	0.88-1.38	46	1.21		0.99	2	0.99					
Apples McIntosh	3 lb bag	2.99	52	2.99		2.99	2	2.99		0.88-2.99	24	2.46	
Apples McIntosh	2 lb bag	2.00	72	2.00									
Apples Pink Lady/Cripps Pink	per pound	0.99-1.49	30	1.21		1.99-2.29	47	2.03		0.79-1.99	106	1.39	
Apples Pink Lady/Cripps Pink	3 lb bag					2.98-2.99	16	2.99		2.97-5.00	84	3.55	
Apples Red Delicious	per pound	0.85-1.79	218	1.29		0.89-1.69	800	1.30		0.69-1.49	278	1.21	
Apples Red Delicious	3 lb bag	1.98-2.99	102	2.96		1.85-3.50	242	2.99		2.50-3.59	81	3.12	
Apples Red Delicious	5 lb bag	4.99	136	4.99									
Apples Red Delicious	2 lb bag	2.00	72	2.00									
Apples Rome	3 lb bag					3.50	68	3.50					
Apples, Processed Juice	64 oz (1/2 gallon)	1.50-3.99	990	1.92		1.50-2.00	85	1.95		0.89-2.50	593	1.45	
Apples, Processed Juice	96 oz (3/4 gallon)									2.99-3.49	244	3.37	
Apples, Processed Juice Marked Cider	64 oz (1/2 gallon)	2.99-3.99	206	3.14									

Wtd Avg - Simple weighted average



Commodity Variety	Unit	NORTHEAST U.S.				SOUTHEAST U.S.				MIDWEST U.S.			
		Price Range	Stores with Ads	Wtd Avg Price	% Marked Local	Price Range	Stores with Ads	Wtd Avg Price	% Marked Local	Price Range	Stores with Ads	Wtd Avg Price	% Marked Local
Apples, Processed Juice Marked Cider	96 oz (3/4 gallon)									2.99	58	2.99	
Apples, Processed Juice Marked Cider	128 oz (1 gallon)	3.99	9	3.99									
Avocados Hass	each	0.69-2.29	970	1.44		0.50-2.29	632	1.43		0.69-1.99	616	1.10	
Avocados Various Greenskin Varieties	each									0.99-1.25	62	1.14	
Bananas	per pound	0.47-0.58	111	0.50		0.33-0.49	120	0.48		0.25-0.49	265	0.30	
Blueberries	4.4 oz package					3.49	39	3.49					
Blueberries	6 oz package	1.88-3.49	182	2.22		1.66-3.49	45	2.23		2.00-3.00	217	2.90	
Blueberries	1 pint package	2.50-4.99	807	3.34		2.29-4.99	708	3.47		1.67-3.99	1,569	2.40	
Blueberries	18 oz package	3.99-4.99	343	4.25									
Cantaloups	each	0.99-3.49	1,971	2.40		1.99-3.49	1,851	2.38		0.69-2.99	552	2.17	
Cherries Red Varieties	per pound	5.99	104	5.99									
Clementines	5 lb package	5.99	190	5.99						5.99	24	5.99	
Clementines	3 lb bag	3.88-6.48	1,708	4.69		3.88-4.99	1,645	4.11		2.88-5.99	1,337	4.35	
Clementines	2 lb bag	2.99-4.49	21	3.35		2.95-2.99	179	2.96		3.50-3.99	35	3.70	
Fruit, Other Apple Pears	per pound	1.29-2.49	24	2.39		2.49	220	2.49					
Grapefruit Red	each	0.40-1.67	328	1.17		0.80-1.25	124	1.24		0.69-1.50	77	1.12	
Grapefruit Red	per pound									0.59-1.49	150	1.27	
Grapefruit Red	5 lb bag					5.99	10	5.99		3.99-4.99	166	4.09	
Grapes Black Seedless	per pound	1.48-2.99	762	1.87		1.98-2.48	259	2.37		1.99-2.99	91	2.59	
Grapes Red Globe	per pound	1.99-2.99	336	2.70		1.97-2.49	127	2.04		1.59	6	1.59	
Grapes Red Seedless	per pound	0.99-2.99	2,781	2.34		0.98-2.99	2,349	2.12		0.99-2.99	2,062	2.13	
Grapes White Seedless Type	per pound	0.99-2.99	1,968	2.20		0.98-2.99	2,107	2.25		0.99-2.99	1,492	1.90	
Honeydews	each	2.50-4.99	354	3.80		2.00-3.99	1,252	2.39		2.50-3.00	205	2.97	
Honeydews	per pound	0.49	6	0.49									
Kiwifruit Hayward	each	0.40-0.50	121	0.46									
Kiwifruit Hayward	1 lb bag									2.99	9	2.99	
Lemons	each	0.40-0.79	220	0.63		0.67-0.79	104	0.72		0.50-0.99	293	0.65	
Lemons	per pound									0.99	7	0.99	
Lemons	2 lb bag	1.99-3.99	548	2.75		1.99-4.88	374	2.11		2.99-3.49	90	3.05	
Limes	each	0.22-0.75	212	0.31		0.10-0.33	361	0.24		0.50	59	0.50	
Mangoes	each	0.99-1.50	1,764	1.07		0.50-1.50	2,105	0.99		0.50-1.39	773	1.00	
Misc Berries Blackberries	5.6 - 6 oz package	1.79-3.00	964	2.61		1.66-2.99	1,298	2.24		0.99-3.00	1,247	2.50	

Wtd Avg - Simple weighted average



Commodity Variety	Unit	NORTHEAST U.S.				SOUTHEAST U.S.				MIDWEST U.S.			
		Price Range	Stores with Ads	Wtd Avg Price	% Marked Local	Price Range	Stores with Ads	Wtd Avg Price	% Marked Local	Price Range	Stores with Ads	Wtd Avg Price	% Marked Local
Misc Citrus Satsuma	per pound									1.49	12	1.49	
Nectarines Various White Flesh Varieties	per pound	2.99	22	2.99		2.99	220	2.99					
Nectarines Various Yellow Flesh Varieties	per pound	1.99-2.99	703	2.32		1.99-2.99	1,874	2.72		1.49-2.99	788	2.28	
Oranges Navel	each	0.33-1.67	2,015	0.90		0.10-1.25	2,815	0.77		0.50-1.25	1,258	0.75	
Oranges Navel	per pound	1.49	35	1.49		0.69-1.29	1,233	1.25		0.69-1.69	217	1.27	
Oranges Navel	3 lb bag					2.99-3.98	1,020	3.52		2.99-4.99	153	4.30	
Oranges Navel	4 lb bag	2.79-4.99	536	3.58		2.49-5.99	438	2.84		2.49-4.99	933	2.97	
Oranges Navel	8 lb bag	5.00-6.99	348	6.53						5.99	11	5.99	
Oranges Valencia	4 lb bag	3.50-3.99	47	3.72		3.49	2	3.49		2.99	15	2.99	
Papaya Maradol/Tainung Types	per pound	0.99-1.69	262	1.67		0.59-0.89	82	0.76					
Peaches Various White Flesh Varieties	per pound	2.99	22	2.99		2.99	220	2.99					
Peaches Various Yellow Flesh Varieties	per pound	1.99-2.99	386	2.46		1.99-2.99	1,916	2.70		1.49-2.99	776	2.29	
Pears Bartlett	per pound	1.77-1.99	216	1.95									
Pears Bosc	per pound	1.29-1.99	571	1.52		1.49-1.99	705	1.78		0.79-1.99	493	1.28	
Pears D'Anjou	per pound	0.98-1.79	560	1.49		0.99-1.79	1,845	1.48		0.79-1.79	735	1.42	
Pineapples	each	1.29-3.99	1,788	2.66		1.29-2.99	1,003	2.31		0.98-3.99	822	2.35	
Plums	per pound	1.99-2.99	141	2.15		1.99-2.79	58	2.20		1.99-2.99	86	2.65	
Plums Interspecific Type	per pound									1.99-2.99	19	2.36	
Raspberries Red	6 oz package	2.97-3.98	339	3.37		2.00-3.49	1,585	2.17		1.69-3.49	1,056	2.13	
Strawberries	1 lb package	1.49-3.99	1,690	2.63		0.98-4.99	4,775	2.56		0.98-3.50	2,459	2.24	
Strawberries	2 lb package	3.99-5.00	762	4.89		5.00	78	5.00		3.99	116	3.99	
Tangerines	per pound									0.79-3.99	46	2.73	
Tangerines	5 lb package					4.48-4.88	463	4.78		4.88-5.99	527	5.40	
Tangerines	3 lb bag	2.99-4.99	612	4.92		2.99-4.99	1,471	4.69		2.99-4.99	446	4.01	
Tangerines	each	0.50-1.25	51	0.62									
Tangelos	per pound					3.79	37	3.79		0.99-1.49	28	1.24	
Tangelos	each	0.67-1.00	109	0.82		0.67-1.25	426	0.80		0.69-1.00	81	0.76	
Tangelos	3 lb bag					2.99-3.98	112	3.61		3.99	5	3.99	
Watermelons Red Flesh Seedless Miniature	each	2.99-4.48	252	3.45		3.99	220	3.99		2.50-3.97	718	2.93	
Watermelons Red Flesh Seedless	per pound	0.69	21	0.69									

Wtd Avg - Simple weighted average



Commodity Variety	Unit	NORTHEAST U.S.				SOUTHEAST U.S.				MIDWEST U.S.			
		Price Range	Stores with Ads	Wtd Avg Price	% Marked Local	Price Range	Stores with Ads	Wtd Avg Price	% Marked Local	Price Range	Stores with Ads	Wtd Avg Price	% Marked Local
Miniature Watermelons Red Flesh Seedless Type	per pound	0.59-0.99	63	0.68									
FRUITS - ORGANIC													
Apples Braeburn	per pound	1.49-1.99	104	1.95						1.99	26	1.99	
Apples Braeburn	3 lb bag	2.98	30	2.98						2.50	16	2.50	
Apples Fuji	per pound	1.49-2.49	389	2.34									
Apples Fuji	2 lb bag									2.50-3.49	218	3.41	
Apples Gala	per pound	1.49-2.49	119	1.70		0.98-2.49	33	1.07		2.49	5	2.49	
Apples Gala	3 lb bag	2.98-5.99	346	5.55						2.50	16	2.50	
Apples Gala	2 lb bag									2.50-3.99	214	3.43	
Apples Granny Smith	per pound	2.79	10	2.79									
Apples Granny Smith	3 lb bag	2.98-5.99	285	5.67						2.50	16	2.50	
Apples Granny Smith	2 lb bag									2.50-2.99	22	2.75	
Apples Honeycrisp	per pound	3.99	72	3.99						3.99	186	3.99	
Apples Honeycrisp	3 lb bag	4.99	267	4.99									
Apples Honeycrisp	2 lb bag									5.99	17	5.99	
Apples Red Delicious	per pound	0.99-1.99	518	1.41		1.59	24	1.59		1.49	192	1.49	
Apples Red Delicious	3 lb bag	2.98	30	2.98						2.50	16	2.50	
Apples, Processed Juice	64 oz (1/2 gallon)	2.50-4.99	527	2.80		2.50	78	2.50					
Avocados Hass	each	0.99-2.50	656	1.98		0.98-2.00	94	1.87		0.98-2.50	180	1.86	
Bananas	per pound	0.58-0.99	457	0.90		0.59-0.78	135	0.72		0.69-0.79	46	0.71	
Blueberries	4.4 oz package	2.99-3.99	293	3.12		3.99	14	3.99		3.00	69	3.00	
Blueberries	6 oz package	2.98-4.99	113	4.34		1.98-2.50	427	2.46		2.50-2.99	324	2.74	
Blueberries	1 pint package	3.50-3.99	48	3.58		2.99	67	2.99		3.50	61	3.50	
Grapefruit Red	each					0.98	12	0.98		0.98	7	0.98	
Lemons	each									0.99	7	0.99	
Lemons	2 lb bag	4.99	36	4.99		3.49-4.99	465	3.80		2.99-4.99	735	3.46	
Mangoes	each	1.25-2.50	98	1.49						0.69-2.00	88	1.76	
Misc Berries Blackberries	5.6 - 6 oz package	4.99	70	4.99						2.00-3.99	144	3.29	
Oranges Navel	each	1.25-1.67	133	1.29		1.00	3	1.00		0.99	22	0.99	
Oranges Navel	per pound	2.49	5	2.49		1.99	37	1.99		1.99	33	1.99	

Wtd Avg - Simple weighted average



Commodity Variety	Unit	NORTHEAST U.S.				SOUTHEAST U.S.				MIDWEST U.S.			
		Price Range	Stores with Ads	Wtd Avg Price	% Marked Local	Price Range	Stores with Ads	Wtd Avg Price	% Marked Local	Price Range	Stores with Ads	Wtd Avg Price	% Marked Local
Oranges Navel	4 lb bag	7.99	28	7.99									
Oranges Valencia	4 lb bag									2.99-3.99	75	3.07	
Pears Bosc	per pound	1.49-2.49	175	1.98									
Pears D'Anjou	per pound	1.49-2.49	220	1.97		1.69	63	1.69					
Pineapples	each	3.99	46	3.99						0.79-3.99	496	3.46	
Raspberries Red	6 oz package									2.99-3.99	86	3.68	
Strawberries	1 lb package	3.99	415	3.99		3.99	117	3.99					
Tangelos	per pound					1.88	12	1.88		1.88	7	1.88	
ONIONS AND POTATOES													
Onions, Dry Red	per pound	0.78-1.49	421	1.27		0.99-1.49	1,223	1.08		0.59-0.89	24	0.80	
Onions, Dry Red	2 lb bag	0.98-1.50	26	1.46		1.99	16	1.99		0.99	15	0.99	
Onions, Dry White	per pound	1.29-1.49	132	1.48		1.49	43	1.49		0.68-0.69	20	0.69	
Onions, Dry White	2 lb bag	1.69	106	1.69		1.69	191	1.69					
Onions, Dry Yellow	per pound	0.69-1.49	154	1.24		0.99	9	0.99		0.39-0.98	43	0.55	
Onions, Dry Yellow	2 lb bag	0.89-1.50	602	1.16		0.59-2.50	309	1.33		0.49-2.96	40	1.80	
Onions, Dry Yellow	3 lb bag	1.29-2.99	1,268	2.06		0.89-2.99	2,016	1.30		0.50-2.24	1,646	1.94	
Onions, Dry Yellow Marked Sweet	per pound	0.69-1.69	415	1.13		0.70-1.99	351	1.22		0.77-1.19	295	1.03	
Onions, Dry Yellow Marked Sweet	2 lb bag									1.25-1.99	82	1.37	
Onions, Dry Yellow Marked Sweet	3 lb bag	2.99-3.49	214	3.00		1.95-2.00	12	1.97		2.49-2.99	239	2.97	
Potatoes Round Red	per pound	0.65-1.29	630	0.99		0.50	12	0.50		0.39-0.79	24	0.57	
Potatoes Round Red	3 lb bag	2.49	43	2.49		1.99	10	1.99		2.50-2.69	47	2.52	
Potatoes Round Red	5 lb bag	2.69-4.49	370	3.43		2.48-3.99	565	3.80		2.00-3.50	872	3.05	
Potatoes Round Red	10 lb bag					2.00	11	2.00		2.99	37	2.99	
Potatoes Round White	5 lb bag	1.69-2.99	342	2.46		2.99	65	2.99					
Potatoes Russet	per pound	0.40-1.29	662	1.07		0.69-1.29	994	0.70		0.59-0.89	87	0.77	
Potatoes Russet	3 lb bag									1.50	27	1.50	
Potatoes Russet	5 lb bag	1.99-3.00	1,592	2.73		1.99-3.00	1,634	2.58		1.25-3.50	1,976	2.79	
Potatoes Russet	10 lb bag	3.99-5.99	152	4.10		3.98-5.49	326	4.30		2.49-3.49	102	3.06	
Potatoes Russet	8 lb bag					2.50-2.95	25	2.73		0.99-2.99	131	2.88	4
Potatoes Yellow Type	per pound	0.79-0.99	262	0.98		0.50	12	0.50		0.49-0.79	21	0.58	
Potatoes Yellow Type	3 lb bag	2.49	81	2.49		2.49	43	2.49		2.00	60	2.00	
Potatoes	5 lb bag	2.00-4.49	634	2.77		2.48-3.99	1,704	3.11		1.99-	819	3.09	

Wtd Avg - Simple weighted average



Commodity Variety	Unit	NORTHEAST U.S.				SOUTHEAST U.S.				MIDWEST U.S.			
		Price Range	Stores with Ads	Wtd Avg Price	% Marked Local	Price Range	Stores with Ads	Wtd Avg Price	% Marked Local	Price Range	Stores with Ads	Wtd Avg Price	% Marked Local
Yellow Type										3.50			
ONIONS AND POTATOES - ORGANIC													
Onions, Dry Red	per pound									0.89	11	0.89	
Onions, Dry Yellow	per pound					2.49	67	2.49					
Onions, Dry Yellow	3 lb bag	2.98-3.99	185	3.83		2.49-2.98	596	2.65		2.49-2.99	197	2.58	
Onions, Dry Yellow Marked Sweet	2 lb bag	2.99	7	2.99						2.99	5	2.99	
Onions, Dry Yellow Marked Sweet	3 lb bag									2.99	147	2.99	
Potatoes Round Red	per pound	3.99	136	3.99									
Potatoes Round Red	3 lb bag	3.49-4.99	57	3.99		3.49	14	3.49		2.99	18	2.99	
Potatoes Russet	3 lb bag	2.99-3.49	45	3.41		2.50-3.49	26	3.03		2.50-2.99	13	2.73	
Potatoes Russet	5 lb bag	2.99-4.99	336	4.85									
Potatoes Yellow Type	per pound	3.99	136	3.99									
Potatoes Yellow Type	3 lb bag	3.49	38	3.49		3.49	14	3.49		2.99	6	2.99	
VEGETABLES													
Artichokes	each	1.25-3.50	494	1.36		3.50	119	3.50		1.50	13	1.50	
Asparagus Green	per pound	0.99-3.99	2,170	2.48		0.98-4.99	1,962	2.68		0.89-2.99	2,157	2.25	
Bok Choy	per pound	0.99-1.49	133	1.09		0.98-1.49	228	1.47		0.79-0.89	210	0.80	
Beans Round Green Type	per pound	1.28-1.99	609	1.56		1.48-1.99	1,457	1.52		0.99-1.69	1,031	1.67	
Broccoli	per pound	1.69-1.99	434	1.70		1.69	78	1.69		0.69-0.79	28	0.75	
Broccoli	per bunch	0.98-2.00	52	1.52		1.68-2.50	471	2.47		1.29-2.50	277	1.45	
Broccoli Baby Hybrid Type	per bunch									1.50	3	1.50	
Broccoli Crown Cut	per pound	0.99-1.99	1,390	1.68		0.99-1.99	1,296	1.72		0.69-1.99	590	1.40	
Brussels Sprouts	per pound	0.99-3.79	71	2.25		0.98-3.79	289	3.21		0.79-1.99	366	1.50	
Beets	per bunch	1.99-2.99	58	2.89		2.50	2	2.50					
Beets	per pound	0.98	136	0.98		0.58	18	0.58					
Cabbage Round Green Type	per pound	0.59-0.89	435	0.76		0.43-0.79	137	0.52		0.49-0.69	276	0.67	2
Carrots	per pound	0.65	37	0.65									
Carrots	1 lb bag	0.79-0.99	157	0.80		0.69-0.79	38	0.76		0.50-0.79	88	0.56	
Carrots	2 lb bag	1.29-2.50	138	1.50		1.29-1.67	111	1.52		0.99-1.49	183	1.37	
Carrots Baby Peeled	1 lb bag	0.98-1.79	1,157	1.42		0.88-1.69	1,875	1.05		0.88-1.50	988	1.27	
Carrots Baby Peeled	2 lb bag	1.99-2.99	626	2.45		1.99-2.50	146	2.45		2.49-2.69	135	2.66	

Wtd Avg - Simple weighted average



Commodity Variety	Unit	NORTHEAST U.S.				SOUTHEAST U.S.				MIDWEST U.S.			
		Price Range	Stores with Ads	Wtd Avg Price	% Marked Local	Price Range	Stores with Ads	Wtd Avg Price	% Marked Local	Price Range	Stores with Ads	Wtd Avg Price	% Marked Local
Cauliflower	each	1.48-3.99	449	2.53		0.98-2.99	1,487	2.47		0.99-2.99	101	2.38	
Cauliflower	per pound									0.49-1.49	179	1.20	
Celery	each	0.99-1.99	396	1.57		0.90-1.99	268	1.39		0.79-1.67	518	1.36	
Celery Hearts	each	1.50-2.99	358	1.91						1.39-2.99	79	2.21	
Chinese Cabbage	per pound	0.99-1.49	126	1.10		0.99-1.49	228	1.47		0.49-0.89	217	0.79	
Cilantro	per bunch	0.67-0.99	326	0.97		0.69	2	0.69		0.25-0.50	128	0.42	
Corn-Sweet	each	0.67	129	0.67		0.40-1.67	655	0.43		0.66-0.67	24	0.67	
Cucumbers	each	0.33-1.00	631	0.75		0.20-1.25	1,617	0.77		0.33-1.67	494	0.56	
Cucumbers Long Seedless-Greenhouse	each	1.49-2.50	707	2.09		1.67-1.99	226	1.68		0.69-1.50	415	1.19	
Eggplant	per pound	0.98-1.79	446	1.66		0.99	8	0.99		0.59-0.99	118	0.91	
Eggplant	each									1.34-1.50	60	1.45	
Garlic	per sleeve	1.25-1.50	224	1.30		0.50-2.39	503	0.63					
Greens Collard	per bunch					2.00	11	2.00					
Greens Collard	per pound	1.29	43	1.29									
Greens Collard	1 lb bag	1.99-2.99	941	2.54		2.50	98	2.50					
Greens Kale	per bunch	0.99-2.50	31	1.43		0.99	220	0.99		0.79	15	0.79	
Greens Kale	per pound	1.29	43	1.29									
Greens Kale	1 lb bag	1.99-2.99	941	2.54		2.50	98	2.50					
Greens Mustard	per bunch	2.50	9	2.50									
Greens Mustard	per pound	2.50	49	2.50									
Greens Mustard	1 lb bag					2.50	6	2.50					
Greens Turnip Tops	per bunch	2.50	9	2.50									
Greens Turnip Tops	1 lb bag					2.50	6	2.50					
Lettuce, Iceberg	each	0.68-1.67	421	1.19		0.89-1.39	1,475	0.96		0.48-1.50	583	1.13	
Lettuce, Other Green Leaf	each	0.98-2.00	68	1.29		0.98-1.39	72	1.19		0.98-0.99	76	0.99	
Lettuce, Other Green Leaf	per pound	1.49	48	1.49						1.99	15	1.99	
Lettuce, Other Red Leaf	each	0.98-1.50	61	1.20		0.98-0.99	20	0.98		0.98-0.99	76	0.99	
Lettuce, Other Red Leaf	per pound	1.49	48	1.49						1.99	15	1.99	
Lettuce, Romaine	each	0.98-1.99	78	1.84		0.98-1.39	56	1.25		0.79-0.99	91	0.96	
Lettuce, Romaine	3 count package									2.69	4	2.69	
Lettuce, Romaine	per pound	1.69	72	1.69						0.99-1.99	149	1.09	
Lettuce, Romaine Hearts	3 count package	1.48-3.99	1,050	3.12		1.49-3.99	2,386	1.65		0.99-2.50	1,124	2.39	

Wtd Avg - Simple weighted average



Commodity Variety	Unit	NORTHEAST U.S.				SOUTHEAST U.S.				MIDWEST U.S.			
		Price Range	Stores with Ads	Wtd Avg Price	% Marked Local	Price Range	Stores with Ads	Wtd Avg Price	% Marked Local	Price Range	Stores with Ads	Wtd Avg Price	% Marked Local
Mushrooms Portobella	per pound	3.99	52	3.99									
Mushrooms Portobella	6 oz package	0.99-2.99	168	1.68		0.99-2.99	300	1.72		2.50-3.99	113	2.77	
Mushrooms White	per pound	2.50	255	2.50									
Mushrooms White	8 oz package	0.99-2.50	811	1.72		0.99-2.50	520	1.49		0.99-2.99	446	1.68	
Mushrooms White	6 oz package					2.99	109	2.99					
Onions Green	per bunch	0.30-0.79	384	0.62		0.50-1.00	28	0.77		0.33-0.59	444	0.52	
Peppers, Bell Type Green	per pound	0.88-1.99	377	1.61		0.50-0.99	64	0.87		0.99-1.99	22	1.67	
Peppers, Bell Type Green	each	0.68-1.25	734	0.79		0.39-1.25	1,597	0.69		0.50-0.88	1,048	0.76	
Peppers, Bell Type Orange	per pound	0.95-3.99	188	2.84						1.49-2.49	12	1.91	
Peppers, Bell Type Orange	each	1.50-1.67	579	1.66		0.98-1.67	852	1.35		0.88-1.67	859	1.19	
Peppers, Bell Type Orange-Greenhouse	each					1.00-1.67	96	1.54					
Peppers, Bell Type Red	per pound	0.95-3.99	614	2.14		1.69-1.99	38	1.71		0.48-2.49	183	1.53	
Peppers, Bell Type Red	each	1.00-1.67	791	1.50		0.50-1.67	1,121	1.39		0.69-1.67	1,094	1.15	
Peppers, Bell Type Red-Greenhouse	each					1.00-1.67	96	1.54					
Peppers, Bell Type Yellow	per pound	0.95-3.99	188	2.84		1.69	34	1.69		1.49-2.49	12	1.91	
Peppers, Bell Type Yellow	each	1.50-1.67	579	1.66		0.98-1.67	852	1.35		0.88-1.67	859	1.19	
Peppers, Bell Type Yellow-Greenhouse	each					1.00-1.67	96	1.54					
Peppers, Other Jalapeno	per pound	0.89-1.29	221	1.07		0.98-1.68	217	1.01		0.49-0.99	145	0.90	
Peppers, Other Mixed Mini Sweet Types	1 lb package	1.79-3.99	417	2.10		1.69-2.49	975	1.99		1.50-2.99	481	2.11	
Peppers, Other Serrano	per pound									0.59-1.49	126	1.42	
Radishes	per bunch	0.98-1.29	50	1.14						0.50-0.79	84	0.55	
Radishes	6 oz film bags	0.67	52	0.67									
Radishes	1 lb bag					1.59	16	1.59		1.49	1	1.49	
Salad Mixed Types	1 lb bag					1.69-2.50	102	2.03					
Salad Mixed Types	10 - 12 oz package	1.49-3.99	992	2.55		0.99-2.99	228	2.26		1.29-2.99	652	2.25	
Salad Mixed Types	5 - 9 oz package	1.98-2.99	1,500	2.54		2.00-2.50	1,684	2.19		1.50-2.99	678	2.34	
Spinach	per bunch	2.99-3.49	222	3.45						0.79	15	0.79	
Spinach Flat, Baby Type	10 oz package	2.48-3.99	51	3.10									
Spinach Flat, Baby Type	1 lb package					1.69	59	1.69					
Spinach Flat, Baby Type	8 oz package	1.99-2.50	51	2.21		1.49-2.50	229	2.47		1.99	26	1.99	
Spinach Flat, Baby Type	9 oz package	2.50	43	2.50									
Spinach Flat, Baby Type	5 - 6 oz package									1.98-2.50	27	2.31	



Commodity Variety	Unit	NORTHEAST U.S.				SOUTHEAST U.S.				MIDWEST U.S.			
		Price Range	Stores with Ads	Wtd Avg Price	% Marked Local	Price Range	Stores with Ads	Wtd Avg Price	% Marked Local	Price Range	Stores with Ads	Wtd Avg Price	% Marked Local
Squash Acorn	per pound	0.88-0.99	199	0.99						0.99	5	0.99	
Squash Butternut	per pound	0.88-0.99	199	0.99		0.78	18	0.78		0.99	5	0.99	
Squash Grey	per pound									0.79	3	0.79	
Squash Spaghetti	per pound	0.88-0.99	199	0.99						0.99	5	0.99	
Squash Yellow Crookneck/Straightneck	per pound	1.49-2.99	401	2.17		0.99-1.18	55	1.01		0.99-1.29	22	1.06	
Squash Zucchini	per pound	0.79-2.99	606	1.84		0.99-1.18	47	1.01		0.49-1.29	93	0.79	
Sweet Potatoes	per pound	0.68-1.29	1,675	0.98		0.59-1.29	2,189	0.81		0.59-0.99	87	0.78	
Tomatoes	per pound	0.98-1.49	43	1.42		0.89	46	0.89		0.69-1.99	232	1.49	
Tomatoes Vine Ripe - Heirloom Varieties	per pound					2.98	12	2.98		2.98	7	2.98	
Tomatoes Vine Ripes	per pound	0.88-2.97	105	1.58		0.90-2.49	821	1.72		0.69-1.99	53	1.09	
Tomatoes Vine Ripes-Greenhouse	per pound	1.79-2.49	106	2.06		1.29-1.99	15	1.56		1.48-1.99	247	1.69	
Tomatoes Vine Ripes, On The Vine-Greenhouse	per pound	1.29-3.99	766	1.76		1.28-2.79	2,070	1.41		1.69-2.69	1,658	1.90	1
Tomatoes, Cherry	1 pint package	3.00	22	3.00		3.00	220	3.00					
Tomatoes, Grape Type	1 pint package	0.99-3.00	1,227	2.25		1.19-3.00	1,330	1.89		0.88-2.99	175	2.08	
Tomatoes, Grape Type	10 oz package	2.50	67	2.50		1.99-2.19	295	2.01		1.25-3.00	247	1.76	
Tomatoes, Plum Type Roma	per pound	0.68-1.99	703	1.44		0.59-1.99	247	1.07		0.59-1.69	541	1.13	
Tomatoes, Plum Type Roma-Greenhouse	per pound	1.79	8	1.79									
Tomatillos	per pound	0.89-1.29	67	1.03						0.58-0.79	20	0.62	
Vegetables Other Cactus Leaf (Nopales)	per pound									0.69-1.69	167	1.42	

VEGETABLES - ORGANIC

Asparagus Green	per pound	3.99	6	3.99						1.49	4	1.49	
Broccoli	per pound					1.88	12	1.88		1.49-2.49	190	1.82	
Broccoli	per bunch	1.99-2.99	251	2.62		2.50	2	2.50		1.49-3.00	158	2.85	
Brussels Sprouts	per pound	3.49	8	3.49						2.79	11	2.79	
Beets	per bunch	3.99	49	3.99						1.49	11	1.49	
Cabbage Round Green Type	per pound									0.79-3.49	496	0.82	
Carrots	1 lb bag	1.99	31	1.99						0.69	11	0.69	
Carrots	2 lb bag	2.50	144	2.50									
Carrots	per bunch	2.00	28	2.00						1.49	11	1.49	
Carrots	1 lb bag	1.49-2.50	1,185	2.12		1.49-1.89	82	1.68		1.49-	281	1.78	

Wtd Avg - Simple weighted average



Commodity Variety	Unit	NORTHEAST U.S.				SOUTHEAST U.S.				MIDWEST U.S.			
		Price Range	Stores with Ads	Wtd Avg Price	% Marked Local	Price Range	Stores with Ads	Wtd Avg Price	% Marked Local	Price Range	Stores with Ads	Wtd Avg Price	% Marked Local
Baby Peeled										1.88			
Carrots Baby Peeled	2 lb bag									2.50	11	2.50	
Cauliflower	each	3.49-4.99	51	4.75		2.98	12	2.98		2.98-3.49	64	3.17	
Cauliflower	per pound									1.49	69	1.49	
Celery	each	1.50-1.99	67	1.92						0.79-1.99	149	1.63	
Celery Hearts	each	2.49-3.99	493	3.26		1.99-3.49	61	2.70		1.99-2.50	57	2.29	
Cilantro	per bunch	0.99	79	0.99									
Cucumbers	each									0.99	11	0.99	
Cucumbers	per pound	2.49	86	2.49									
Cucumbers Long Seedless- Greenhouse	each	1.99	80	1.99									
Greens Kale	per bunch	1.59-2.50	218	2.00									
Greens Swiss Chard	per bunch	1.99-2.50	49	2.07						0.99-1.50	13	1.26	
Lettuce, Iceberg	each	1.99	80	1.99						1.99-2.99	14	2.42	
Lettuce, Romaine Hearts	3 count package	2.50-4.99	464	3.29		2.99	232	2.99		1.49-3.99	390	3.46	
Mushrooms White	8 oz package	1.99-2.50	270	2.48						2.50	17	2.50	
Peppers, Bell Type Green	each									0.99	11	0.99	
Peppers, Bell Type Orange	per pound	2.99	110	2.99		2.99	89	2.99		2.19-2.99	72	2.87	
Peppers, Bell Type Red	per pound	2.99-3.99	244	3.54		2.99	89	2.99		2.19-2.99	72	2.87	
Peppers, Bell Type Red	each					1.50	200	1.50					
Peppers, Bell Type Yellow	per pound	2.99	110	2.99		2.99	89	2.99		2.19-2.99	72	2.87	
Peppers, Other Mixed Mini Sweet Types	1 lb package	3.99	8	3.99						2.00-3.99	74	3.03	
Salad Mixed Types	1 lb bag	4.99-5.99	266	5.16		4.99	8	4.99		5.00	17	5.00	
Salad Mixed Types	10 - 12 oz package									3.49	3	3.49	
Salad Mixed Types	5 - 9 oz package	2.50-3.50	1,568	3.04		2.50-3.50	336	3.21		2.50-3.50	698	2.86	
Squash Yellow Crookneck/Straightneck	per pound					1.99	37	1.99		1.99	9	1.99	
Squash Zucchini	per pound	1.99	86	1.99		1.99	37	1.99		1.79-1.99	33	1.84	
Sweet Potatoes	per pound	1.69-1.99	108	1.93		1.79	37	1.79		1.79	9	1.79	
Tomatoes Vine Ripes, On The Vine-Greenhouse	per pound	2.49-3.99	81	3.19		2.49	26	2.49		2.49	72	2.49	
Tomatoes, Grape Type	1 pint package	2.49-2.99	531	2.88						0.99-2.99	243	2.77	
Tomatoes, Grape Type	10 oz package	3.99	52	3.99									
Tomatoes, Plum Type Roma	per pound					1.48	12	1.48		0.99-1.48	18	1.18	

Wtd Avg - Simple weighted average



Commodity Variety	Unit	NORTHEAST U.S.				SOUTHEAST U.S.				MIDWEST U.S.			
		Price Range	Stores with Ads	Wtd Avg Price	% Marked Local	Price Range	Stores with Ads	Wtd Avg Price	% Marked Local	Price Range	Stores with Ads	Wtd Avg Price	% Marked Local
SEASONAL ITEMS													
Chayote	each	0.33	9	0.33									
Daffodil	bunched 10s	1.67-2.99	331	2.27						2.50	7	2.50	
Rose, Hybrid Tea	bunched 12s	8.88-29.99	225	22.62		8.88-22.99	1,608	19.81		12.99-24.99	336	19.55	
Tulips	bunched 10s	5.00-8.99	472	7.38		6.00-7.99	1,443	6.99		5.00-9.00	951	6.49	
Tulips	bunched 5s					5.00	43	5.00					

Commodity Variety	Unit	SOUTH CENTRAL U.S.				SOUTHWEST U.S.				NORTHWEST U.S.			
		Price Range	Stores with Ads	Wtd Avg Price	% Marked Local	Price Range	Stores with Ads	Wtd Avg Price	% Marked Local	Price Range	Stores with Ads	Wtd Avg Price	% Marked Local
FRUITS													
Apples Braeburn	per pound	0.89-1.29	10	1.13		0.33-1.59	179	0.71		0.79-1.49	93	1.36	
Apples Fuji	per pound	0.89-1.59	242	1.28		0.39-1.49	1,350	1.13		0.88-1.49	77	1.25	
Apples Fuji	3 lb bag	1.50-2.99	122	2.86									
Apples Fuji	2 lb bag	0.99-1.79	130	1.61									
Apples Gala	per pound	0.97-1.49	283	1.18		0.50-1.69	650	0.95		0.88-0.99	138	0.99	
Apples Gala	3 lb bag	3.48-3.99	56	3.93									
Apples Golden Delicious	per pound	0.99-1.49	54	1.05		0.69-0.99	208	0.98		0.99	15	0.99	
Apples Granny Smith	per pound	0.79-1.49	199	0.86		0.69-0.99	530	0.98		0.99	136	0.99	
Apples Granny Smith	3 lb bag	1.50-2.99	122	2.86									
Apples Granny Smith	2 lb bag	0.99-1.79	150	1.62									
Apples Honeycrisp	per pound	0.79-2.99	249	1.35		0.97-2.99	428	1.93		1.47-2.99	144	1.71	
Apples Honeycrisp	3 lb bag	2.50	68	2.50									
Apples Jonagold	per pound	1.29	6	1.29		1.29-1.59	18	1.42		0.88	2	0.88	
Apples McIntosh	3 lb bag	2.99	19	2.99									
Apples Pink Lady/Cripps Pink	per pound	1.49	45	1.49		0.33-0.98	79	0.90		0.99-1.99	50	1.40	18
Apples Pink Lady/Cripps Pink	3 lb bag	1.50-3.99	171	3.18									
Apples Pink Lady/Cripps Pink	2 lb bag	0.99-1.79	150	1.62									
Apples Red Delicious	per pound	0.99-1.49	92	1.07		0.33-1.88	580	1.28		0.99	342	0.99	

Wtd Avg - Simple weighted average



Commodity Variety	Unit	SOUTH CENTRAL U.S.				SOUTHWEST U.S.				NORTHWEST U.S.			
		Price Range	Stores with Ads	Wtd Avg Price	% Marked Local	Price Range	Stores with Ads	Wtd Avg Price	% Marked Local	Price Range	Stores with Ads	Wtd Avg Price	% Marked Local
Apples Red Delicious	3 lb bag	2.99-3.99	68	3.71									
Apples, Processed Juice	64 oz (1/2 gallon)	1.39-2.99	152	1.87		0.99-2.50	387	1.37		0.99-2.00	258	1.13	
Apples, Processed Juice	96 oz (3/4 gallon)	0.98-2.00	29	1.61									
Apples, Processed Juice	128 oz (1 gallon)					6.38	11	6.38		6.38	18	6.38	
Apples, Processed Juice Marked Cider	64 oz (1/2 gallon)									1.99-3.99	155	3.87	
Avocados Hass	each	0.20-1.79	1,245	1.09		0.20-2.50	1,454	0.95		0.78-1.67	112	1.21	
Avocados Various Greenskin Varieties	each					1.79	7	1.79					
Bananas	per pound	0.38-0.39	13	0.38		0.33	7	0.33		0.39	17	0.39	
Blueberries	6 oz package	2.00-2.99	319	2.42		0.88-3.00	960	1.07		2.99	2	2.99	
Blueberries	1 pint package	2.50-4.99	558	3.16		3.00	17	3.00		2.99	10	2.99	
Blueberries	18 oz package	3.99	148	3.99		2.98-5.00	603	4.49		3.99-5.99	23	5.64	
Cantaloups	each	0.99-3.48	772	1.95		1.98-3.50	147	2.37		2.50-3.98	13	2.84	
Cantaloups	per pound	1.48	25	1.48		0.25-1.49	208	0.49		0.48-0.99	93	0.71	
Cherries Red Varieties	per pound	2.99	17	2.99		2.49-2.69	45	2.56					
Clementines	5 lb package					5.99	28	5.99		4.99	15	4.99	
Clementines	3 lb bag	2.98-5.99	1,613	4.84		4.97-5.00	676	4.98		2.99-4.97	460	3.93	
Clementines	2 lb bag	1.99-3.48	89	2.89		4.99	15	4.99		4.99	28	4.99	
Fruit, Other Apple Pears	per pound	1.69	5	1.69									
Grapefruit Red	each	0.25-1.50	503	1.16		0.69	9	0.69		0.50-0.79	63	0.71	
Grapefruit Red	per pound	1.49	26	1.49		0.50	10	0.50		2.50	3	2.50	
Grapefruit Red	5 lb bag	3.79	9	3.79									
Grapes Black Seedless	per pound	2.99	66	2.99		2.99	113	2.99					
Grapes Red Globe	per pound	1.69-1.99	28	1.94		1.50-1.69	79	1.67					
Grapes Red Seedless	per pound	0.98-2.99	1,204	1.87		0.98-3.99	1,733	1.60		1.48-3.49	757	2.73	
Grapes White Seedless Type	per pound	0.98-2.99	480	1.94		0.79-3.99	1,267	1.70		1.48-3.49	719	2.78	
Honeydews	each	3.79	7	3.79									
Honeydews	per pound	0.69	162	0.69		0.69-0.99	19	0.82					
Kiwifruit Hayward	each	0.20-0.34	42	0.31		0.25	152	0.25		0.50	2	0.50	
Lemons	each	0.34-0.99	422	0.68		0.50-0.79	215	0.51		0.50-0.89	51	0.61	
Lemons	per pound					0.33-1.49	272	1.47					
Lemons	2 lb bag	1.99-4.99	509	3.20						3.49	2	3.49	
Limes	each	0.12-0.25	42	0.20		0.25	190	0.25		0.33	35	0.33	
Limes	per pound					0.59-0.97	61	0.93					

Wtd Avg - Simple weighted average



Commodity Variety	Unit	SOUTH CENTRAL U.S.				SOUTHWEST U.S.				NORTHWEST U.S.			
		Price Range	Stores with Ads	Wtd Avg Price	% Marked Local	Price Range	Stores with Ads	Wtd Avg Price	% Marked Local	Price Range	Stores with Ads	Wtd Avg Price	% Marked Local
Mangoes	each	0.69-1.50	793	1.23		0.33-1.66	1,896	1.16		0.88-2.00	302	1.23	
Misc Berries Blackberries	5.6 - 6 oz package	0.99-2.99	339	2.50		1.50-3.49	555	2.52					
Misc Citrus Satsuma	3 lb bag					2.99	69	2.99					
Nectarines Various White Flesh Varieties	per pound					2.99	8	2.99					
Nectarines Various Yellow Flesh Varieties	per pound	0.99-2.99	1,189	1.98		1.49-2.99	584	1.87		1.49-2.99	292	2.48	
Oranges Navel	each	0.25-1.00	199	0.70		0.25-0.99	486	0.58		0.58	160	0.58	
Oranges Navel	per pound	0.49-1.59	448	1.28		0.25-1.99	791	0.96		0.58-1.49	400	1.07	
Oranges Navel	3 lb bag	3.99	44	3.99		2.99	623	2.99	98				
Oranges Navel	4 lb bag	2.49-4.99	287	3.00		2.99	35	2.99					
Oranges Navel	8 lb bag									5.00	10	5.00	
Oranges Valencia	4 lb bag	2.99	5	2.99									
Papaya Maradol/Tainung Types	per pound	0.50	9	0.50		0.69-2.49	119	1.85					
Papaya Maradol/Tainung Types	each					0.98	146	0.98					
Peaches Various White Flesh Varieties	per pound					2.99	8	2.99					
Peaches Various Yellow Flesh Varieties	per pound	0.99-2.99	887	2.01		1.49-2.99	530	1.91		1.49-2.99	292	2.48	
Pears Bartlett	per pound									1.29	9	1.29	100
Pears Bosc	per pound	0.99	148	0.99		0.79-1.99	63	0.96		0.99-1.29	75	1.03	97
Pears D'Anjou	per pound	0.99-1.79	273	1.18		0.33-1.99	247	0.91		0.98-1.49	226	1.02	32
Pineapples	each	0.99-3.99	749	1.97		0.69-2.99	1,348	2.52		1.98-2.99	83	2.86	
Pineapples	per pound					0.33-0.99	399	0.73		0.68-0.99	28	0.76	
Plums	per pound	1.58-2.99	201	2.49		1.99-2.99	15	2.52		2.99	12	2.99	
Raspberries Red	6 oz package	1.49-3.99	675	2.57		2.99-3.99	368	3.11		2.99-3.50	17	3.20	
Strawberries	1 lb package	1.25-3.99	1,559	2.53		0.99-3.99	1,570	2.41		1.98-2.99	447	2.55	
Strawberries	2 lb package	5.00	172	5.00		4.99	83	4.99					
Tangerines	per pound	1.39	14	1.39		0.33-3.49	60	1.79		1.39-3.99	53	2.98	
Tangerines	5 lb package	3.98-4.88	81	4.35		3.77-4.99	304	4.28					
Tangerines	3 lb bag	2.99-5.99	762	4.84		1.50-5.00	86	3.24		3.99-4.99	72	4.71	
Tangerines	2 lb bag	2.98	99	2.98						2.98	11	2.98	
Tangelos	per pound	0.98-1.49	484	1.09		1.00-1.69	25	1.25		1.49	221	1.49	



Commodity Variety	Unit	SOUTH CENTRAL U.S.				SOUTHWEST U.S.				NORTHWEST U.S.			
		Price Range	Stores with Ads	Wtd Avg Price	% Marked Local	Price Range	Stores with Ads	Wtd Avg Price	% Marked Local	Price Range	Stores with Ads	Wtd Avg Price	% Marked Local
Tangelos	each	0.50-0.69	62	0.64									
Tangelos	3 lb bag	2.99	35	2.99									
Watermelons Red Flesh Seedless Miniature	each	2.48-3.99	482	3.24	2.50	102	2.50		2.50	15	2.50		
Watermelons Red Flesh Seedless Type	each	2.50	135	2.50									
Watermelons Red Flesh Seedless Type	per pound				0.33-0.50	106	0.40						
FRUITS - ORGANIC													
Apples Braeburn	per pound									0.99-1.49	225	1.45	
Apples Fuji	per pound	1.77	6	1.77	0.99-2.99	561	2.70		0.99	19	0.99		
Apples Fuji	3 lb bag				2.50-2.69	31	2.61						
Apples Fuji	2 lb bag	2.99-3.50	339	3.16									
Apples Gala	per pound	1.77	6	1.77	1.99-2.99	802	2.23						
Apples Gala	3 lb bag	2.98	6	2.98	2.50-2.99	31	2.78		3.49	19	3.49		
Apples Gala	2 lb bag	2.99	229	2.99									
Apples Granny Smith	per pound				1.99	17	1.99						
Apples Granny Smith	2 lb bag	2.99	229	2.99									
Apples Honeycrisp	per pound	1.98	25	1.98	1.29-2.49	54	1.80		1.99	64	1.99		
Apples Honeycrisp	2 lb bag	3.99	148	3.99	4.99	317	4.99		3.99	2	3.99		
Apples Pink Lady/Cripps Pink	per pound	2.49	48	2.49	2.49	102	2.49		1.99-2.49	26	2.28		
Avocados Hass	each	2.50	26	2.50	0.89-1.99	368	1.09		0.88-1.99	80	1.69		
Bananas	per pound	0.69-0.88	27	0.84	0.79	802	0.79						
Blueberries	4.4 oz package				2.99	264	2.99						
Blueberries	6 oz package	2.69-3.48	335	2.92	1.88-3.99	706	2.48		2.79-3.99	95	3.75		
Blueberries	1 pint package	3.50	45	3.50					3.50	19	3.50		
Blueberries	18 oz package								5.99	185	5.99		
Grapefruit Red	each	0.98	6	0.98					0.98	2	0.98		
Grapefruit Red	per pound								1.99	21	1.99		
Lemons	each				0.89	12	0.89		0.69	11	0.69		
Lemons	per pound								1.79	19	1.79		
Lemons	2 lb bag	2.99-3.49	303	3.48	3.49	317	3.49		3.49-4.98	188	3.51		
Limes	each								0.69	19	0.69		
Mangoes	each	1.50	99	1.50	0.99-2.50	27	1.49		1.50-	46	1.97		

Wtd Avg - Simple weighted average



Commodity Variety	Unit	SOUTH CENTRAL U.S.				SOUTHWEST U.S.				NORTHWEST U.S.			
		Price Range	Stores with Ads	Wtd Avg Price	% Marked Local	Price Range	Stores with Ads	Wtd Avg Price	% Marked Local	Price Range	Stores with Ads	Wtd Avg Price	% Marked Local
										2.50			
Misc Berries Blackberries	5.6 - 6 oz package	2.99-3.99	296	3.27		3.49-3.99	254	3.79		3.49	15	3.49	
Oranges Navel	per pound	0.99-1.99	403	1.48		1.29-1.99	25	1.65		1.29-1.99	248	1.92	
Oranges Valencia	4 lb bag					2.99	13	2.99					
Pears Bosc	per pound					2.49	8	2.49		1.69	19	1.69	
Pears D'Anjou	per pound	1.69	26	1.69		1.29-2.49	129	1.68					
Pineapples	each					3.49	18	3.49					
Pineapples	per pound					0.99	4	0.99					
Raspberries Red	6 oz package	3.49-3.99	108	3.77		2.99-4.99	374	3.17		3.49	15	3.49	
Strawberries	1 lb package	1.77-3.99	209	2.94		2.99-4.99	244	3.80	2				
Tangerines	per pound					2.99	9	2.99		2.49	19	2.49	
Tangerines	3 lb bag									3.79	1	3.79	
Tangelos	per pound	1.39	82	1.39		1.49-1.99	34	1.62					
ONIONS AND POTATOES													
Onions, Dry Red	per pound	0.99	11	0.99		0.20-0.88	75	0.39		0.59-1.49	18	0.97	
Onions, Dry Red	2 lb bag	1.69	25	1.69									
Onions, Dry White	per pound	0.49-0.99	135	0.70		0.25-0.79	293	0.45		1.49	10	1.49	
Onions, Dry White	2 lb bag	1.69	25	1.69									
Onions, Dry Yellow	per pound	0.50-0.79	27	0.54		0.17-0.33	213	0.24		0.48	6	0.48	
Onions, Dry Yellow	3 lb bag	0.98-2.74	1,523	2.56		1.94	472	1.94		0.98-1.94	368	1.55	
Onions, Dry Yellow Marked Sweet	per pound	0.68-1.28	448	1.03		0.98-1.69	48	1.32		0.98-1.69	148	1.28	
Onions, Dry Yellow Marked Sweet	2 lb bag	1.25	5	1.25									
Onions, Dry Yellow Marked Sweet	3 lb bag	2.99	35	2.99									
Potatoes Round Red	per pound	0.99	110	0.99		0.25-1.29	146	0.60		0.50-1.29	70	0.87	
Potatoes Round Red	3 lb bag	1.49-2.99	387	2.13						1.99-2.99	29	2.20	
Potatoes Round Red	5 lb bag	1.99-2.99	468	2.77		2.50	16	2.50		2.50-2.99	150	2.98	
Potatoes Round White	per pound	0.99	184	0.99		0.33	5	0.33					
Potatoes Round White	5 lb bag					1.49	11	1.49					
Potatoes Russet	per pound	0.69-0.98	85	0.71		0.33-0.79	21	0.63		0.59-0.79	162	0.69	96
Potatoes Russet	5 lb bag	0.99-3.49	1,495	3.26		1.49-2.50	596	2.06		1.25-1.99	573	1.68	
Potatoes Russet	10 lb bag	2.99	25	2.99		0.99-2.99	494	2.45		2.50-2.99	27	2.66	
Potatoes Russet	8 lb bag	2.99	6	2.99									

Wtd Avg - Simple weighted average



Commodity Variety	Unit	SOUTH CENTRAL U.S.				SOUTHWEST U.S.				NORTHWEST U.S.			
		Price Range	Stores with Ads	Wtd Avg Price	% Marked Local	Price Range	Stores with Ads	Wtd Avg Price	% Marked Local	Price Range	Stores with Ads	Wtd Avg Price	% Marked Local
Potatoes Yellow Type	per pound	0.99	110	0.99		1.29	15	1.29		0.50-1.29	30	1.24	
Potatoes Yellow Type	3 lb bag	1.49-1.99	173	1.53						2.49	10	2.49	
Potatoes Yellow Type	5 lb bag	2.49-2.99	416	2.90						0.58-2.99	169	2.71	
ONIONS AND POTATOES - ORGANIC													
Onions, Dry Red	per pound					1.69	9	1.69					
Onions, Dry White	per pound					0.99	50	0.99					
Onions, Dry Yellow	per pound					1.69	24	1.69		0.79-1.69	48	1.32	
Onions, Dry Yellow	3 lb bag					2.49	12	2.49					
Potatoes Round Red	per pound	0.98	6	0.98		1.49	4	1.49		1.99	12	1.99	
Potatoes Round Red	5 lb bag					4.99	9	4.99					
Potatoes Russet	per pound	0.98	6	0.98		0.69	17	0.69					
Potatoes Russet	3 lb bag	2.48-2.98	120	2.57									
Potatoes Yellow Type	per pound	0.98	6	0.98						1.99	12	1.99	
VEGETABLES													
Artichokes	each	3.50	8	3.50		0.99-2.99	547	2.42		2.00	20	2.00	
Asparagus Green	per pound	0.98-3.79	1,299	1.96		0.98-2.99	2,240	2.01		1.28-4.99	188	2.70	
Bok Choy	per pound	0.50	11	0.50		0.50-0.88	175	0.87		0.88	206	0.88	
Beans Round Green Type	per pound	1.29-1.99	1,234	1.98		0.69-1.79	755	1.49		1.78-1.99	175	1.80	
Broccoli	per pound					0.50-1.39	155	1.05		0.98	17	0.98	
Broccoli	per bunch	1.50-2.50	218	1.90		2.00	8	2.00					
Broccoli Crown Cut	per pound	1.29-1.99	50	1.51		0.79-1.99	217	1.05		0.89-1.99	84	1.52	
Brussels Sprouts	per pound	2.50	60	2.50		0.50-2.49	695	1.64		1.49-2.49	221	2.36	
Beets	per bunch					1.50	4	1.50					
Beets	per pound	0.99	4	0.99		0.50	6	0.50					
Cabbage Red Type	per pound	0.50	157	0.50									
Cabbage Round Green Type	per pound	0.39-0.59	440	0.48		0.14-0.59	283	0.38		0.48-0.79	87	0.60	
Carrots	per pound	0.47-0.59	173	0.57		0.33-0.50	77	0.35					
Carrots	1 lb bag	0.50-1.19	41	0.76		0.33-0.50	55	0.47					
Carrots	2 lb bag	1.49-1.50	22	1.50		0.99-1.69	22	1.47		0.98-1.69	91	1.37	
Carrots Baby Peeled	1 lb bag	0.99-1.88	1,541	1.34		0.98	472	0.98		0.98-1.50	533	1.24	
Carrots Baby Peeled	2 lb bag	2.49-2.50	82	2.50		2.50	11	2.50		2.50	23	2.50	

Wtd Avg - Simple weighted average



Commodity Variety	Unit	SOUTH CENTRAL U.S.				SOUTHWEST U.S.				NORTHWEST U.S.			
		Price Range	Stores with Ads	Wtd Avg Price	% Marked Local	Price Range	Stores with Ads	Wtd Avg Price	% Marked Local	Price Range	Stores with Ads	Wtd Avg Price	% Marked Local
Cauliflower	each	2.00-2.99	69	2.51		1.50-1.99	48	1.57					
Cauliflower	per pound	1.49-2.99	40	2.80		0.79-1.49	65	1.01		0.88-0.99	136	0.93	
Celery	each	0.78-1.50	482	0.94		0.50-0.99	147	0.74		0.69-1.99	21	1.42	
Chinese Cabbage	per pound	0.39	5	0.39		0.29-0.88	247	0.70		0.88	206	0.88	
Cilantro	per bunch	0.34-0.99	70	0.64		0.14-0.69	309	0.43		0.33	8	0.33	
Corn-Sweet	each	0.40-0.44	114	0.41		0.30-0.50	65	0.34					
Cucumbers	each	0.25-1.50	448	0.83		0.14-1.25	1,406	0.77		0.44-0.79	173	0.74	
Cucumbers	per pound					0.50	6	0.50					
Cucumbers Long Seedless-Greenhouse	each					1.00	16	1.00					
Eggplant	per pound	0.99	72	0.99									
Eggplant	each					0.33	5	0.33					
Garlic	per pound	1.88	17	1.88									
Garlic	per sleeve	1.50	68	1.50		0.59-1.09	74	1.01					
Greens Collard	per bunch	0.99	13	0.99		0.50	4	0.50					
Greens Kale	per bunch					0.50-0.99	217	0.94					
Greens Mustard	per bunch	0.99	13	0.99		0.50	4	0.50					
Greens Turnip Tops	per bunch	0.99	13	0.99		0.50	4	0.50					
Lettuce, Iceberg	each	0.78-1.29	468	0.89		0.33-0.99	212	0.61					
Lettuce, Other Boston	each					1.59	8	1.59					
Lettuce, Other Green Leaf	each	0.49-1.19	36	1.04		0.33-1.59	109	0.67		0.98-1.50	44	1.24	
Lettuce, Other Red Leaf	each	0.49-1.19	36	1.04		0.33-1.59	99	0.62		0.98-1.50	44	1.24	
Lettuce, Romaine	each	0.87-1.19	31	1.13		0.33-1.59	27	0.97		0.98-1.50	44	1.24	
Lettuce, Romaine	per pound					0.25	6	0.25					
Lettuce, Romaine Hearts	3 count package	1.25-2.88	1,222	2.87		0.79-3.00	504	2.33		2.38	160	2.38	
Mushrooms Portobella	8 oz package									2.00	6	2.00	
Mushrooms Portobella	6 oz package	0.99	60	0.99									
Mushrooms White	per pound									2.99	7	2.99	
Mushrooms White	8 oz package	0.99-2.99	695	1.81	3	0.99-1.67	90	1.46		1.49-3.00	205	2.02	
Onions Green	per bunch	0.50	28	0.50		0.14-0.69	304	0.45		0.44	8	0.44	
Peppers, Bell Type Green	per pound					0.99-1.99	18	1.43					
Peppers, Bell Type Green	each	0.25-1.50	1,920	0.78		0.25-1.25	856	0.85		0.50-0.99	410	0.74	
Peppers, Bell Type Orange	per pound					1.50	41	1.50					
Peppers, Bell Type	each	0.50-1.67	223	1.06		0.33-1.25	111	1.04		0.99-	61	1.04	

Wtd Avg - Simple weighted average



Commodity Variety	Unit	SOUTH CENTRAL U.S.				SOUTHWEST U.S.				NORTHWEST U.S.			
		Price Range	Stores with Ads	Wtd Avg Price	% Marked Local	Price Range	Stores with Ads	Wtd Avg Price	% Marked Local	Price Range	Stores with Ads	Wtd Avg Price	% Marked Local
Orange										1.25			
Peppers, Bell Type Orange-Greenhouse	each					1.25	83	1.25					
Peppers, Bell Type Red	per pound					0.99-1.50	46	1.44					
Peppers, Bell Type Red	each	0.48-1.67	302	0.97		0.33-1.25	784	0.97		0.88-1.25	67	1.03	
Peppers, Bell Type Red-Greenhouse	each					1.25	83	1.25					
Peppers, Bell Type Yellow	per pound					1.50	41	1.50					
Peppers, Bell Type Yellow	each	0.50-1.67	223	1.06		0.33-1.25	111	1.04		0.88-1.25	67	1.03	
Peppers, Bell Type Yellow-Greenhouse	each					1.25	83	1.25					
Peppers, Other Jalapeno	per pound	0.38-0.99	92	0.74		0.25-0.79	238	0.68		0.78	8	0.78	
Peppers, Other Mixed Mini Sweet Types	1 lb package	1.69-1.99	377	1.81		1.59-3.00	346	2.03		1.99-2.98	4	2.49	
Peppers, Other Serrano	per pound	0.59	26	0.59		0.33-0.79	245	0.57					
Radishes	per bunch	0.50-0.89	34	0.76		0.33-0.69	306	0.46		0.44	8	0.44	
Salad Mixed Types	1 lb bag					2.99	45	2.99					
Salad Mixed Types	10 - 12 oz package	1.00-2.68	137	2.18		0.99-3.00	575	2.73		1.67-3.00	335	2.75	
Salad Mixed Types	5 - 9 oz package	1.99-2.79	116	2.46		1.50-2.50	75	2.27		1.67-3.00	359	2.85	
Spinach	per bunch					0.50-0.79	52	0.54					
Spinach Flat, Baby Type	8 oz package					1.99	5	1.99					
Squash Grey	per pound	0.66-0.97	94	0.89		0.59-1.39	176	0.91					
Squash Yellow Crookneck/Straightneck	per pound	0.99-1.39	92	1.29						0.88	8	0.88	
Squash Zucchini	per pound	0.98-1.39	279	1.14		0.49-0.99	306	0.66		0.88-1.19	48	1.14	
Sweet Potatoes	per pound	0.59-0.99	40	0.82		0.49-0.99	225	0.87					
Tomatoes	per pound	0.50-1.49	314	0.96		0.50-1.99	620	0.91		0.79-1.99	45	1.54	
Tomatoes Vine Ripe - Heirloom Varieties	per pound					0.98	146	0.98					
Tomatoes Vine Ripes	per pound	0.68-1.29	192	0.98		0.69-1.29	215	0.88		1.99	146	1.99	
Tomatoes Vine Ripes-Greenhouse	per pound	2.50-2.79	66	2.53									
Tomatoes Vine Ripes, On The Vine-Greenhouse	per pound	1.49-2.79	1,868	2.01		1.88-1.99	481	1.88		1.88-2.49	169	1.91	
Tomatoes, Cherry	1 pint package	2.49-2.99	69	2.82									
Tomatoes, Grape Type	1 pint package	0.95-1.99	107	1.59		0.99	5	0.99					
Tomatoes, Grape Type	10 oz package	1.25-2.79	134	2.29		1.29-3.99	270	3.89		0.99-3.00	71	1.78	
Tomatoes, Plum Type Roma	per pound	0.50-1.19	215	0.80		0.25-1.69	1,381	1.08		0.69-1.99	285	1.37	
Tomatillos	per pound	0.66-0.69	49	0.68		0.25-0.99	219	0.63		0.78	8	0.78	

Wtd Avg - Simple weighted average



Commodity Variety	Unit	SOUTH CENTRAL U.S.				SOUTHWEST U.S.				NORTHWEST U.S.			
		Price Range	Stores with Ads	Wtd Avg Price	% Marked Local	Price Range	Stores with Ads	Wtd Avg Price	% Marked Local	Price Range	Stores with Ads	Wtd Avg Price	% Marked Local
Vegetables Other Cactus Leaf (Nopales)	per pound	0.49	15	0.49									
Vegetables Other Cactus Leaf (Nopales)	each					0.99	5	0.99					
VEGETABLES - ORGANIC													
Asparagus Green	per pound									3.99	12	3.99	
Bok Choy	per pound									2.29	1	2.29	
Beans Round Green Type	per pound									1.99	21	1.99	
Broccoli	per pound					1.99	5	1.99		0.99	12	0.99	
Broccoli	per bunch	2.99	26	2.99		2.49-2.99	33	2.63	12	1.88	2	1.88	
Broccoli Baby Hybrid Type	per bunch					2.99	9	2.99		1.99	19	1.99	
Broccoli Crown Cut	per pound					0.99	11	0.99					
Brussels Sprouts	per pound	2.79-3.48	88	2.84		2.79	18	2.79		2.79-4.99	28	3.50	
Beets	per bunch	1.49-3.49	133	2.19		1.49-1.99	321	1.96		1.48-1.49	38	1.49	
Cabbage Round Green Type	per pound	0.88	6	0.88									
Carrots	1 lb bag					0.99	152	0.99					
Carrots	per bunch	1.49-2.00	88	1.52		1.49-1.99	29	1.56		1.49-1.69	39	1.59	
Carrots Baby Peeled	1 lb bag	1.79	45	1.79		1.99	199	1.99		0.98-1.49	12	1.41	
Cauliflower	each	1.99-2.50	88	2.02		2.49	18	2.49		2.69	19	2.69	
Cauliflower	per pound					0.99	11	0.99					
Celery	each					1.49	8	1.49		0.98	2	0.98	
Celery	per pound									0.69-1.00	16	0.98	
Celery Hearts	each									2.49	10	2.49	
Celery Hearts	per pound					2.50	16	2.50					
Cilantro	per bunch					1.69	41	1.69					
Cucumbers	each	0.88-0.99	117	0.94		0.88-0.99	132	0.91		0.88-1.50	36	1.24	
Cucumbers Long Seedless-Greenhouse	each	1.50	229	1.50									
Greens Kale	per bunch	1.99	304	1.99		1.00-1.69	65	1.37		1.25-1.48	54	1.34	
Greens Kale	per pound					1.99	12	1.99					
Greens Swiss Chard	per bunch	1.50	6	1.50		1.99	9	1.99		1.25-1.48	36	1.37	
Lettuce, Other Boston	each									3.00	15	3.00	
Lettuce, Other Green Leaf	each									2.00	21	2.00	
Lettuce, Other Red Leaf	each									2.00	21	2.00	
Lettuce, Romaine	each					1.49	4	1.49	100	2.00	21	2.00	

Wtd Avg - Simple weighted average



Commodity Variety	Unit	SOUTH CENTRAL U.S.				SOUTHWEST U.S.				NORTHWEST U.S.			
		Price Range	Stores with Ads	Wtd Avg Price	% Marked Local	Price Range	Stores with Ads	Wtd Avg Price	% Marked Local	Price Range	Stores with Ads	Wtd Avg Price	% Marked Local
Lettuce, Romaine	3 count package									3.99	76	3.99	
Lettuce, Romaine Hearts	3 count package	2.50	6	2.50		2.00-3.99	933	3.23		3.99	216	3.99	
Mushrooms Portobella	per pound									6.99	12	6.99	
Mushrooms White	6 oz package									1.99	19	1.99	
Onions Green	per bunch					0.89-0.99	21	0.93		0.99	1	0.99	
Peppers, Bell Type Green	each	0.88-0.99	117	0.94		0.88	102	0.88		0.88-1.00	24	0.93	
Peppers, Bell Type Orange	per pound	2.19-2.99	133	2.50		2.19-2.99	75	2.80		2.19-2.99	38	2.59	
Peppers, Bell Type Orange	each					1.50-2.49	373	2.19		2.00	206	2.00	
Peppers, Bell Type Red	per pound	2.19-2.99	133	2.50		2.19-2.99	75	2.80		2.19-3.99	49	2.90	
Peppers, Bell Type Red	each					1.50-2.49	373	2.19		2.00	209	2.00	
Peppers, Bell Type Yellow	per pound	2.19-2.99	133	2.50		2.19-2.99	75	2.80		2.19-2.99	38	2.59	
Peppers, Bell Type Yellow	each					1.50-2.49	373	2.19		2.00	206	2.00	
Peppers, Other Mixed Mini Sweet Types	1 lb package	4.49	45	4.49						2.99-3.98	20	3.14	
Salad Mixed Types	1 lb bag	5.99	26	5.99									
Salad Mixed Types	5 - 9 oz package	2.99-4.99	659	3.16		2.50-3.79	571	2.89		2.50-3.79	149	3.13	
Squash Acorn	per pound									0.98	2	0.98	
Squash Butternut	per pound									0.98-0.99	21	0.99	
Squash Spaghetti	per pound									0.98	2	0.98	
Squash Zucchini	per pound									1.99	7	1.99	
Sweet Potatoes	per pound									1.68-1.99	11	1.93	
Tomatoes	per pound					0.89	50	0.89					
Tomatoes Vine Ripe - Heirloom Varieties	per pound					2.99-4.99	43	4.57		2.99	11	2.99	
Tomatoes Vine Ripes, On The Vine-Greenhouse	per pound	1.98-2.49	144	2.14		2.99	802	2.99					
Tomatoes, Cherry	1 pint package					1.50	13	1.50					
Tomatoes, Grape Type	1 pint package	1.99-2.50	105	2.47		1.29-1.50	110	1.42		3.99	206	3.99	
Tomatoes, Grape Type	10 oz package	2.50	148	2.50		2.50-3.99	627	3.04		2.00-2.50	205	2.45	
Tomatoes, Plum Type Roma	per pound	0.99	82	0.99		0.99-1.79	170	1.71		0.99	19	0.99	
SEASONAL ITEMS													
Chayote	per pound	0.69	68	0.69		0.79-0.99	15	0.92					
Chayote	each					0.33-0.50	109	0.40					

Wtd Avg - Simple weighted average



Commodity Variety	Unit	SOUTH CENTRAL U.S.				SOUTHWEST U.S.				NORTHWEST U.S.			
		Price Range	Stores with Ads	Wtd Avg Price	% Marked Local	Price Range	Stores with Ads	Wtd Avg Price	% Marked Local	Price Range	Stores with Ads	Wtd Avg Price	% Marked Local
Daffodil	bunched 10s					1.99	317	1.99					
Gladiola	bunched 5s					3.99	13	3.99					
Potted Plants Chrysanthemum	6 inch pot					9.99	171	9.99					
Rose, Hybrid Tea	bunched 12s	7.99-24.99	352	19.25		5.00-27.99	1,085	19.72		9.99-19.99	337	19.42	
Tulips -Greenhouse	bunched 5s									2.99	20	2.99	
Tulips	bunched 10s	9.00-9.99	254	9.10		8.99	190	8.99		10.00	15	10.00	
Tulips	bunched 5s									3.33-5.00	74	3.56	

Commodity Variety	Unit	ALASKA U.S.				HAWAII U.S.			
		Price Range	Stores with Ads	Wtd Avg Price	% Marked Local	Price Range	Stores with Ads	Wtd Avg Price	% Marked Local
FRUITS									
Apples Braeburn	per pound	2.89	33	2.89					
Apples Fuji	per pound	1.19-2.89	41	2.61		0.99-1.39	27	1.05	
Apples Fuji	3 lb bag					3.99	6	3.99	
Apples Gala	per pound	1.19-2.89	45	2.51		2.99	21	2.99	
Apples Golden Delicious	per pound	1.69	1	1.69					
Apples Granny Smith	per pound	1.49	11	1.49					
Apples Honeycrisp	per pound	1.49	11	1.49					
Apples Pink Lady/Cripps Pink	per pound	1.49-2.29	24	1.86					
Apples Red Delicious	per pound	1.49	37	1.49		1.29	6	1.29	
Avocados Hass	each	3.00	33	3.00		1.50-2.50	47	1.56	
Avocados Various Greenskin Varieties	per pound					3.99	35	3.99	100
Bananas	per pound					0.99-1.17	7	1.07	
Blueberries	6 oz package	2.29-2.50	9	2.45					
Blueberries	18 oz package	3.98	3	3.98					
Cantaloups	per pound	0.99-1.19	13	1.16		0.99-1.99	25	1.83	
Clementines	3 lb bag	4.47-6.47	36	5.03		3.97	10	3.97	
Fruit, Other Apple Pears	per pound					1.19	58	1.19	

Wtd Avg - Simple weighted average



Commodity Variety	Unit	ALASKA U.S.				HAWAII U.S.			
		Price Range	Stores with Ads	Wtd Avg Price	% Marked Local	Price Range	Stores with Ads	Wtd Avg Price	% Marked Local
Grapefruit Red	each					1.69	6	1.69	
Grapefruit Red	5 lb bag	7.49	1	7.49					
Grapes Red Seedless	per pound	2.29-3.99	39	3.44		2.69-4.29	82	3.52	
Grapes White Seedless Type	per pound	2.29-3.99	39	3.44		2.69-3.19	51	2.96	
Honeydews	per pound					1.79	35	1.79	
Kiwifruit Hayward	1 lb bag					2.50	23	2.50	
Mangoes	each	0.99-1.67	39	1.56		2.48	3	2.48	
Mangoes	per pound					3.29-3.49	56	3.37	
Misc Berries Blackberries	5.6 - 6 oz package					3.99	3	3.99	
Nectarines Various White Flesh Varieties	per pound					2.99	23	2.99	
Nectarines Various Yellow Flesh Varieties	per pound	2.49	11	2.49		2.99	4	2.99	
Oranges Navel	per pound	0.98-2.79	63	2.14		1.09-1.99	83	1.55	
Peaches Various Yellow Flesh Varieties	per pound	2.49	11	2.49					
Pears Bartlett	per pound					2.59	35	2.59	
Pears Bosc	per pound					1.69	6	1.69	
Pears D'Anjou	per pound	1.49	11	1.49					
Pineapples	per pound					0.69-1.29	59	1.05	59
Plums	per pound	2.78	3	2.78					
Raspberries Red	6 oz package	4.89	1	4.89		3.99	3	3.99	
Strawberries	1 lb package	2.99-3.50	42	3.17		3.49-4.27	9	3.75	
Tangerines	per pound	3.49	11	3.49		1.99	6	1.99	
Tangerines	3 lb bag					5.00	21	5.00	
Tangelos	per pound	1.49-1.99	34	1.98					
FRUITS - ORGANIC									
Apples Braeburn	per pound	2.49	26	2.49					
Apples Fuji	per pound	1.99	1	1.99		3.88	21	3.88	
Apples Granny Smith	per pound	1.28	3	1.28					
Avocados Hass	each	2.49-2.50	4	2.50					
Blueberries	1 pint package					3.50	3	3.50	
Blueberries	18 oz package	6.49	11	6.49					

Wtd Avg - Simple weighted average



Commodity Variety	Unit	ALASKA U.S.				HAWAII U.S.			
		Price Range	Stores with Ads	Wtd Avg Price	% Marked Local	Price Range	Stores with Ads	Wtd Avg Price	% Marked Local
Lemons	2 lb bag	3.99	11	3.99					
Oranges Navel	per pound	2.49	26	2.49					
Pears D'Anjou	per pound	2.29	1	2.29					
Pineapples	each	6.19	1	6.19					
Strawberries	1 lb package	6.49	1	6.49					
ONIONS AND POTATOES									
Onions, Dry Yellow	per pound					1.59	3	1.59	
Onions, Dry Yellow	3 lb bag	2.74	10	2.74		1.48-2.59	20	1.92	
Onions, Dry Yellow Marked Sweet	per pound					1.89	23	1.89	
Potatoes Round Red	per pound					1.59	3	1.59	
Potatoes Round Red	3 lb bag	2.59-2.99	13	2.93					
Potatoes Round White	per pound					1.59	3	1.59	
Potatoes Russet	per pound	2.39	33	2.39					
Potatoes Russet	5 lb bag	0.99-3.47	23	2.07		2.49-2.97	14	2.83	
Potatoes Yellow Type	per pound					1.59	3	1.59	
VEGETABLES									
Artichokes	each					4.99	21	4.99	
Asparagus Green	per pound	2.29-3.49	20	3.02		2.99-4.49	24	4.30	
Bok Choy	per pound	0.98	3	0.98					
Beans Round Green Type	per pound	2.28-2.69	22	2.49		1.48	10	1.48	
Broccoli	per pound					3.29	35	3.29	
Broccoli Crown Cut	per pound	1.49-2.99	75	2.39		1.69-2.29	26	1.76	
Brussels Sprouts	per pound	1.28-2.99	14	2.62					
Cabbage Round Green Type	per pound					0.69-0.99	27	0.95	
Carrots	1 lb bag					0.79-1.59	39	1.51	
Carrots	2 lb bag	1.78	3	1.78					
Carrots Baby Peeled	1 lb bag	0.99-1.88	23	1.38		0.98-2.00	33	1.69	
Cauliflower	per pound	1.39-1.99	27	1.97					
Celery	per pound					1.69-1.99	61	1.87	
Chinese Cabbage	per pound	0.98-1.39	4	1.08		1.29	3	1.29	

Wtd Avg - Simple weighted average



Commodity Variety	Unit	ALASKA U.S.				HAWAII U.S.			
		Price Range	Stores with Ads	Wtd Avg Price	% Marked Local	Price Range	Stores with Ads	Wtd Avg Price	% Marked Local
Cucumbers	each	1.19-1.25	27	1.25					
Cucumbers	per pound					1.79-2.19	38	2.16	92
Lettuce, Other Green Leaf	each	1.99-3.00	59	2.55					
Lettuce, Other Green Leaf	per pound					2.49	3	2.49	
Lettuce, Other Red Leaf	each	1.99-3.00	59	2.55					
Lettuce, Other Red Leaf	per pound					2.49	3	2.49	
Lettuce, Romaine	each	3.00	33	3.00					
Lettuce, Romaine	per pound					1.89-2.49	61	1.98	
Lettuce, Romaine Hearts	3 count package	3.44	10	3.44		1.98	10	1.98	
Mushrooms White	8 oz package	1.67	3	1.67		2.49-2.50	7	2.49	
Onions Green	per bunch	0.50	3	0.50					
Peppers, Bell Type Green	per pound					1.59-2.49	27	2.29	
Peppers, Bell Type Green	each	1.18-1.25	36	1.23		0.68	10	0.68	
Peppers, Bell Type Orange	each	1.50	7	1.50					
Peppers, Bell Type Red	each	1.50	7	1.50					
Peppers, Bell Type Yellow	each	1.50	7	1.50					
Peppers, Other Jalapeno	per pound	1.49	7	1.49					
Salad Mixed Types	10 - 12 oz package					4.99-5.69	56	5.43	
Salad Mixed Types	5 - 9 oz package	3.50-3.59	27	3.50		2.89-5.69	60	5.26	
Spinach	per bunch	1.58	3	1.58					
Spinach Flat, Baby Type	8 oz package					3.59-4.99	27	4.78	
Squash Zucchini	per pound					1.99	21	1.99	
Sweet Potatoes	per pound	1.48	3	1.48		1.09-1.98	7	1.47	
Tomatoes	per pound	3.49	33	3.49		1.69	4	1.69	
Tomatoes Vine Ripes	per pound					2.29	3	2.29	
Tomatoes Vine Ripes, On The Vine-Greenhouse	per pound	2.68	10	2.68		1.28-2.99	45	2.61	
Tomatoes, Grape Type	1 pint package	2.99	2	2.99					
Tomatoes, Grape Type	10 oz package					4.99	21	4.99	
Tomatoes, Plum Type Roma	per pound	0.78-1.99	29	1.86		2.99	21	2.99	
VEGETABLES - ORGANIC									
Broccoli	per pound					3.99	21	3.99	

Wtd Avg - Simple weighted average



Commodity Variety	Unit	ALASKA U.S.				HAWAII U.S.			
		Price Range	Stores with Ads	Wtd Avg Price	% Marked Local	Price Range	Stores with Ads	Wtd Avg Price	% Marked Local
Broccoli Baby Hybrid Type	per bunch	1.68	3	1.68					
Carrots	2 lb bag	1.39	1	1.39					
Carrots	per bunch	2.38	3	2.38					
Lettuce, Romaine Hearts	3 count package	4.49	26	4.49		6.49	21	6.49	
Peppers, Bell Type Orange	per pound					2.99	3	2.99	
Peppers, Bell Type Orange	each	2.50	26	2.50					
Peppers, Bell Type Red	per pound					2.99	3	2.99	
Peppers, Bell Type Red	each	2.50	26	2.50					
Peppers, Bell Type Yellow	per pound					2.99	3	2.99	
Peppers, Bell Type Yellow	each	2.50	26	2.50					
Salad Mixed Types	5 - 9 oz package	3.50	3	3.50		3.50-5.00	27	4.67	
Tomatoes Vine Ripes, On The Vine-Greenhouse	per pound					2.49	3	2.49	
Tomatoes, Grape Type	10 oz package	3.00	11	3.00					
SEASONAL ITEMS									
Potted Plants Chrysanthemum	6 inch pot					10.99- 12.99	58	12.20	60
Rose, Hybrid Tea	bunched 12s	24.88	26	24.88		19.98	3	19.98	

REGIONAL DEFINITIONS

As used in this report, regions include the following states:

NORTHEAST U.S.	Connecticut, Delaware, Massachusetts, Maryland, Maine, New Hampshire, New jersey, New York, Pennsylvania, Rhode Island and Vermont
SOUTHEAST U.S.	Alabama, Florida, Georgia, Mississippi, North Carolina, South Carolina, Tennessee, Virginia and West Virginia
MIDWEST U.S.	Iowa, Illinois, Indiana, Kentucky, Michigan, Minnesota, North Dakota, Nebraska, Ohio, South Dakota and Wisconsin
SOUTH CENTRAL U.S.	Arkansas, Colorado, Kansas, Louisiana, Missouri, New Mexico, Oklahoma, and Texas
SOUTHWEST U.S.	Arizona, California, Nevada and Utah
NORTHWEST U.S.	Idaho, Montana, Oregon, Washington, and Wyoming
ALASKA U.S.	Alaska
HAWAII U.S.	Hawaii