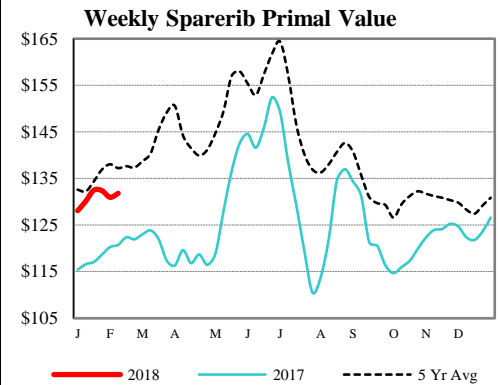
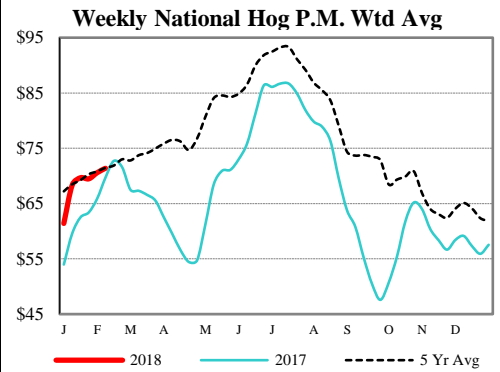


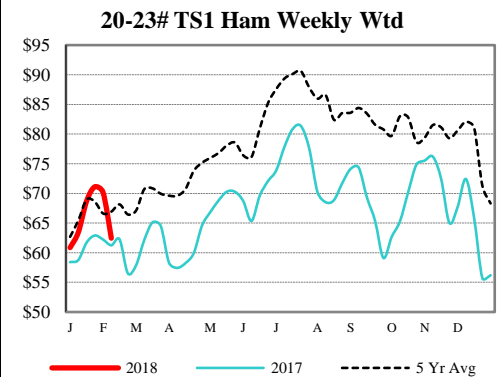
DAILY DIRECT HOGS PLANT DELIVERED as of 1:30 PM

Negotiated Barrow and Gilt:	Carcass Base Price	Live Price
<u>NATIONAL - LM_HG203:</u>		
Range:	\$60.00 - \$68.50	\$47.74 - \$55.25
Weighted Average:	\$66.85	\$52.25
Change from Prior Day:	0.88 lower	1.00 lower
Receipts:	10,916	3,248
<u>IOWA/MINNESOTA - LM_HG206:</u>		
Range:	\$60.00 - \$68.50	N/A - N/A
Weighted Average:	\$67.12	N/A
Change from Prior Day:	0.86 lower	N/A
Receipts:	5,560	609
<u>WESTERN CORNBELT - LM_HG212:</u>		
Range:	\$60.00 - \$68.50	N/A - N/A
Weighted Average:	\$67.08	N/A
Change from Prior Day:	0.88 lower	N/A
Receipts:	6,435	795
<u>EASTERN CORNBELT - LM_HG210:</u>		
Range:	\$66.00 - \$68.16	\$47.74 - \$55.25
Weighted Average:	\$66.53	\$52.02
Change from Prior Day:	1.12 lower	2.16 lower
Receipts:	4,481	2,300



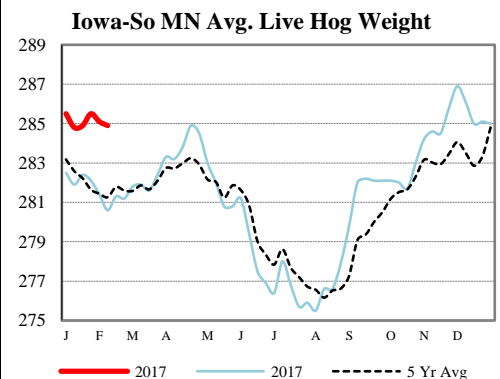
NATIONAL DAILY PORK REPORT FOB PLANT - LM_PK602:

		Change:
Carcass Cutout Values	77.52	0.02
Primal Loin	72.94	(-0.46)
Primal Butt	90.12	0.31
Primal Picnic	53.86	0.44
Primal Rib	133.98	0.55
Primal Ham	56.22	(-1.12)
Primal Belly	126.26	1.37
Total Loads	324.66	
Pork Cuts	273.08	
Trim/Process Pork	51.59 Lds	



DAILY EST. HOG SLAUGHTER UNDER FIS - SJ_LS710

Today (est)	464,000
Week Ago (est)	466,000
Year Ago (act)	434,000
Week to Date (est)	1,388,000
Same Period Last Week (est)	1,393,000
Same Period Last Year (act)	1,306,000



CME Lean Hog Close	High	Low	Settle	Change
FEB	73.53	73.35	73.50	0.15
APR	71.28	69.08	70.65	1.22
MAY	76.75	75.00	76.43	1.30
JUN	81.13	79.18	80.53	1.00

CME Lean Hog Delayed Futures - Pit-Traded

IOWA-SOUTHERN MINNESOTA WEEKLY AVERAGE WEIGHT - NW_LS720

For Week Ending Sat, 10-Feb-18	Ending	Head Count	Average Weight
	2/10/2018	762,000	284.9
Week Ago:	2/3/2018	772,000	285.1
Year Ago:	2/11/2017	787,000	280.6

USDA Livestock, Poultry & Grain Market News

Des Moines, Iowa

Phone: 515-284-4460

Email: Desm.LPGMN@ams.usda.gov

[USDA AMS Livestock, Poultry & Grain Market News Portal](http://USDAAMS.gov)