

[LM XB403](#)

DAILY ESTIMATED CUTOUT VALUES

	Choice <u>600-900#</u>	Select <u>600-900#</u>	Choice/Select Spread
Cutout Values	207.81	203.51	
Change from Prior Day	0.45	0.38	
Primal Rib	329.40	309.29	Load Count: Total 124 Choice 67 Select 24 Trimming 10 Grinds 24
Primal Chuck	173.96	174.20	
Primal Round	171.95	172.77	
Primal Loin	267.75	257.28	
Primal Brisket	180.79	179.92	
Primal Short Plate	148.92	148.92	
Primal Flank	116.45	116.86	

Fresh 50% Trimmings 10 Loads @ 82.24

[NW LS441](#)

USDA BY-PRODUCT DROP VALUE (STEER) - DAILY

10.31 Change: unch

[LM CT100](#)

5 AREA WEEKLY ACCUMULATED WEIGHTED AVG CATTLE PRICE

<i>As of 10:00 am</i>	<u>Head Count</u>	<u>Avg Weight</u>	<u>Avg Price</u>
Live Steer	447	1,411	128.47
Live Heifer	303	1,328	126.19
Dressed Steer	0		
Dressed Heifer	74	810	202.00

[SJ LS710](#)

ESTIMATED DAILY CATTLE SLAUGHTER

Today (est)	115,000
Week Ago (est)	116,000
Year Ago (act)	114,000
Week to Date	342,000
Same Period Last Week	346,000
Same Period Last Year	340,000
Previous Day Estimated	Steer and Heifer 92,000 Cow and Bull 25,000

[SJ LS712](#)

BEEF PRODUCTION

	2/10/2018 (Estimate)	Last Week (Estimate)	Last Year (Actual)
Slaughter	591,000	629,000	579,000
Live Weights	1379	1380	1365
Dressed Weights	829	832	819
Beef Production (millions of pounds)	488.8	522.0	473.0

[NW LS410](#)

USDA BEEF CARCASS PRICE EQUIVALENT INDEX VALUE

	Choice <u>600-900#</u>	Select <u>600-900#</u>	Dressing percent:	
			<u>Steer</u>	<u>Heifer</u>
Change	192.11	187.01	63.31	63.22
	0.22	0.20		

[LM XB405](#)

USDA NATIONAL CUTTER COW CARCASS CUTOUT

170.33 Change 0.08 90% lean: 214.45

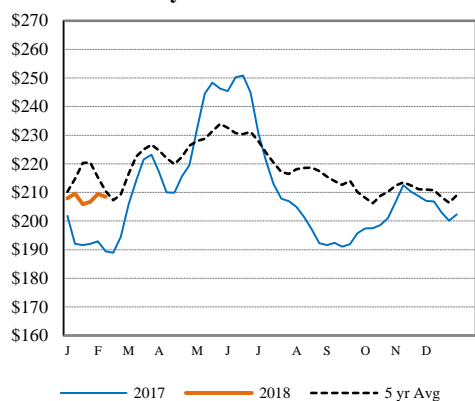
[CME LIVE CATTLE](#)

	<u>High</u>	<u>Low</u>	<u>Close</u>	<u>Change</u>
FEB	128.00	127.05	127.65	0.82
APR	125.78	124.88	125.23	0.45
JUN	117.38	116.63	117.05	0.40

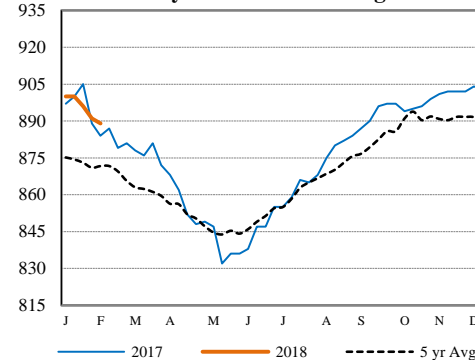
[CME FEEDER CATTLE](#)

	<u>High</u>	<u>Low</u>	<u>Close</u>	<u>Change</u>
MAR	148.58	146.88	148.18	0.90
APR	150.83	149.10	150.43	0.92
MAY	151.43	150.00	151.10	0.77

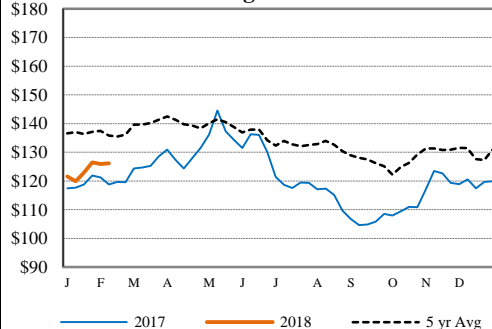
Weekly Choice Cutout



Weekly Steer Dressed Weights



5 Area Weekly Wtd Avg Steer Price



Weekly Ch/Se Spread

