

[LM XB403](#)

DAILY ESTIMATED CUTOUT VALUES

	Choice <u>600-900#</u>	Select <u>600-900#</u>	Choice/Select Spread
Cutout Values	207.36	203.13	
Change from Prior Day	(0.88)	(0.84)	
Primal Rib	330.31	304.41	Load Count: Total 127 Choice 75 Select 20 Trimming 6 Grinds 27
Primal Chuck	173.50	173.01	
Primal Round	171.96	173.35	
Primal Loin	266.52	259.36	
Primal Brisket	179.79	181.30	
Primal Short Plate	147.38	147.38	
Primal Flank	116.71	116.68	

Fresh 50% Trimmings 6 Loads @ 77.79

[NW LS441](#)

USDA BY-PRODUCT DROP VALUE (STEER) - DAILY

10.31 Change: (0.02)

[LM CT100](#)

5 AREA WEEKLY ACCUMULATED WEIGHTED AVG CATTLE PRICE

As of 10:00 am	<u>Head Count</u>	<u>Avg Weight</u>	<u>Avg Price</u>
Live Steer	356	1,414	129.11
Live Heifer	0		
Dressed Steer	0		
Dressed Heifer	74	810	202.00

[SJ LS710](#)

ESTIMATED DAILY CATTLE SLAUGHTER

Today (est)	117,000
Week Ago (est)	116,000
Year Ago (act)	115,000
Week to Date	227,000
Same Period Last Week	230,000
Same Period Last Year	226,000
Previous Day Estimated	Steer and Heifer 87,000 Cow and Bull 23,000

[SJ LS712](#)

BEEF PRODUCTION

	2/10/2018	Last Week	Last Year
	(Estimate)	(Estimate)	(Actual)
Slaughter	591,000	629,000	579,000
Live Weights	1379	1380	1365
Dressed Weights	829	832	819
Beef Production (millions of pounds)	488.8	522.0	473.0

[NW LS410](#)

USDA BEEF CARCASS PRICE EQUIVALENT INDEX VALUE

	Choice <u>600-900#</u>	Select <u>600-900#</u>	Dressing percent:	
			<u>Steer</u>	<u>Heifer</u>
Change	(0.39)	(0.37)	63.31	63.23

[LM XB405](#)

USDA NATIONAL CUTTER COW CARCASS CUTOUT

171.25 Change (1.04) 90% lean: 214.00

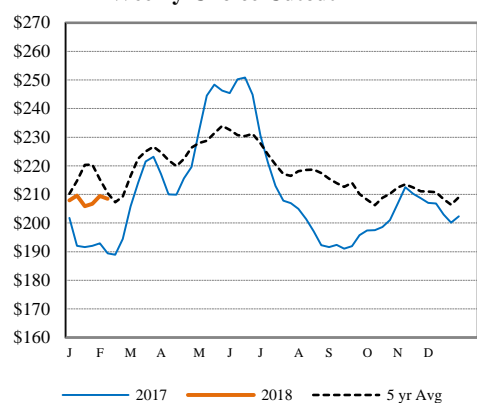
[CME LIVE CATTLE](#)

	<u>High</u>	<u>Low</u>	<u>Close</u>	<u>Change</u>
FEB	127.93	126.73	126.83	(0.30)
APR	125.98	124.65	124.78	(0.22)
JUN	117.50	116.48	116.65	(0.07)

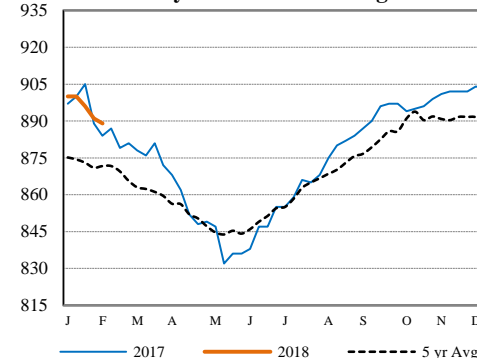
[CME FEEDER CATTLE](#)

	<u>High</u>	<u>Low</u>	<u>Close</u>	<u>Change</u>
MAR	148.33	146.75	147.28	(0.40)
APR	150.08	148.63	149.50	(0.02)
MAY	150.78	149.48	150.33	0.17

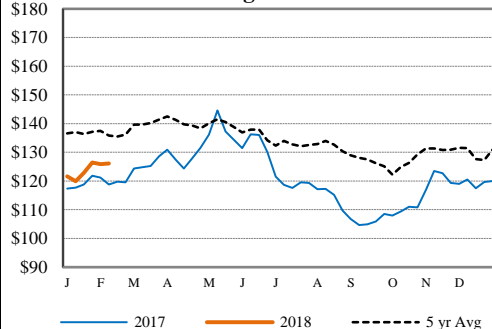
Weekly Choice Cutout



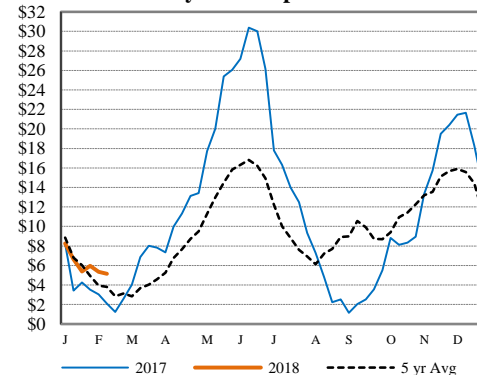
Weekly Steer Dressed Weights



5 Area Weekly Wtd Avg Steer Price



Weekly Ch/Se Spread



USDA Livestock Poultry Grain Market News

Des Moines, Iowa
Phone: 515-284-4460
Email: desm.lpgmn@ams.usda.gov
[USDA AMS Livestock, Poultry & Grain Market News Portal](#)