# Weekly Cotton Market Review

USDA Agricultural Marketing Service
U.S. DEPARTMENT OF AGRICULTURE

**Vol. 108 No. 16 • November 20, 2026**
**USDA • AMS Cotton and Warehouse Program • Market News Division**

## Market Performance Highlights

### Upland Cotton Price Trends

- 7-Market Weekly Avg. Spot Price (41-4-34):

  **76.67 cents/pound**

- Change vs. Last Week: **up 160 points**
- Change vs. Last Year: **up from 60.76¢/lb**
- Weekly Range: **75.39¢ – 78.19¢**
- ICE MAR Futures Week Ending Settlement

  Price: **79.51¢ (down from 82.51¢ last week)**

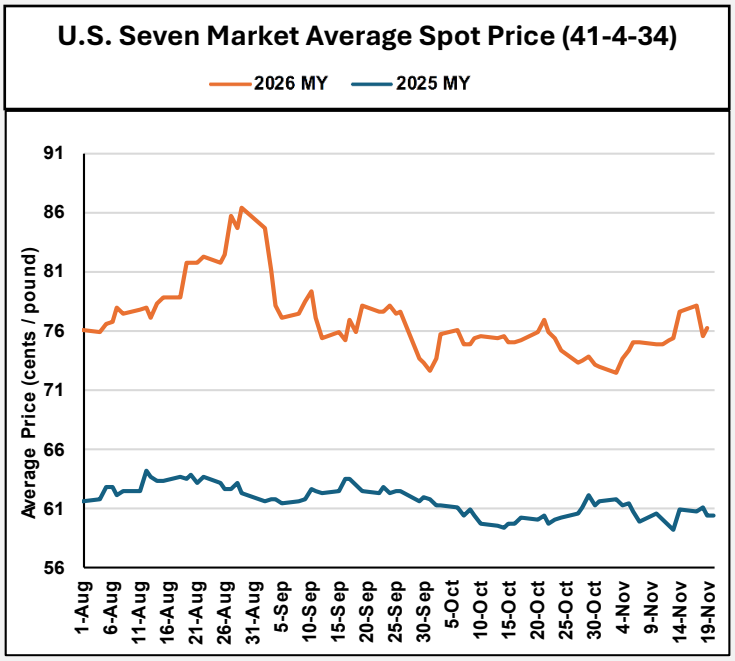


| 41-4-34 Prices | | | | | | | | |
|---|---|---|---|---|---|---|---|---|
| **Date** | **SE** | **ND** | **SD** | **ETX-STX** | **WTX-KS-OK** | **DSW** | **SJV** | **7-MKT AVG** |
| **Nov 13** | 79.03 | 77.78 | 77.78 | 74.03 | 75.78 | 71.53 | 71.78 | 75.39 |
| **Nov 16** | 82.42 | 81.92 | 81.92 | 74.17 | 75.92 | 73.67 | 73.92 | 77.71 |
| **Nov 17** | 82.90 | 82.40 | 82.40 | 74.65 | 76.40 | 74.15 | 74.4 | 78.19 |
| **Nov 18** | 80.38 | 79.88 | 79.88 | 72.13 | 73.88 | 71.63 | 71.88 | 75.67 |
| **Nov 19** | 81.01 | 80.51 | 80.51 | 72.76 | 75.01 | 72.26 | 72.51 | 76.37 |

| 31-3-36 Prices | | | | | | | | |
|---|---|---|---|---|---|---|---|---|
| **Date** | **SE** | **ND** | **SD** | **ETX-STX** | **WTX-KS-OK** | **DSW** | **SJV** | **7-MKT AVG** |
| **Nov 13** | 84.53 | 82.28 | 82.28 | 79.28 | 79.53 | 77.53 | 84.18 | 81.37 |
| **Nov 16** | 87.92 | 86.42 | 86.42 | 79.42 | 79.67 | 79.67 | 86.32 | 83.69 |
| **Nov 17** | 88.40 | 86.90 | 86.90 | 79.90 | 80.15 | 80.15 | 86.8 | 84.17 |
| **Nov 18** | 85.88 | 84.38 | 84.38 | 77.38 | 77.63 | 77.63 | 84.28 | 81.65 |
| **Nov 19** | 86.51 | 84.76 | 85.01 | 77.76 | 78.76 | 78.26 | 84.91 | 82.28 |

# Weekly Cotton Market Review

USDA Agricultural Marketing Service
U.S. DEPARTMENT OF AGRICULTURE

| | ICE Futures Settlement Prices | | | | | | 7-Market Avg Spot Price | Far Eastern A Index 1/ |
|---|---|---|---|---|---|---|---|---|
| | Dec-26 | Mar-27 | May-27 | Jul-27 | Oct-27 | Dec-27 | | |
| **Nov 13** | 78.78 | 82.61 | 84.30 | 84.80 | 78.85 | 77.75 | 75.39 | 90.80 |
| **Nov 16** | 77.00 | 80.92 | 82.53 | 83.06 | 77.99 | 77.02 | 77.71 | 91.05 |
| **Nov 17** | 77.32 | 81.40 | 82.91 | 83.38 | 78.27 | 77.41 | 78.19 | 89.30 |
| **Nov 18** | 74.97 | 78.88 | 80.34 | 80.81 | 76.21 | 75.60 | 75.67 | 89.85 |
| **Nov 19** | 75.95 | 79.51 | 80.85 | 81.29 | 76.47 | 75.79 | 76.37 | 87.35 |

1/ Far Eastern A Index furnished by Cotton Outlook of Liverpool.

| Farm Service Agency Cotton Reports | |
|---|---|
| **Prices are in effect from Nov. 20-Nov. 26** | |
| Adjusted World price 1/ | 63.01 |
| Fine Count Adjustment '25 | 0.00 |
| Fine Count Adjustment '26 | 0.00 |
| Course Count Adjustment | 0.00 |
| Loan Deficiency Payment | 0.00 |
| ELS Competitiveness Payment, effective Nov. 13-Dec. 10 | 0.00 |

Source: USDA, Farm Service Agency
Upland Cotton Reports, ELS Cotton Announcement

| USDA, Foreign Agricultural Service Export Sales Reporting Division Warehouse Cotton Maturity | | |
|---|---|---|
| Description | Through November 12, 2026 | |
| | Week | Mkt. Year |
| Outstanding sales | - | 3,765,400 |
| Exports | 117,800 | 2,453,400 |
| Total export commitments | - | 6,218,800 |
| New sales | 128,400 | - |
| Net sales | 118,700 | - |
| Sales next marketing year | 2,100 | 645,200 |

Source: USDA, Foreign Ag. Service
U.S. Export Sales Report

## USDA, AMS, U.S. Upland Cotton Crop Staple Distribution

The chart below displays the number of bales for each length measurement, shown in increments of 1/100th inch, along with the corresponding staple lengths. Length measurements are grouped by official U.S. Upland Cotton staple lengths, listed in 32nds of an inch, from 24 to 44. For measurements above 1.35 inches (staples longer than 44), implied staple lengths are provided. These implied values are for informational use only and are not official designations.

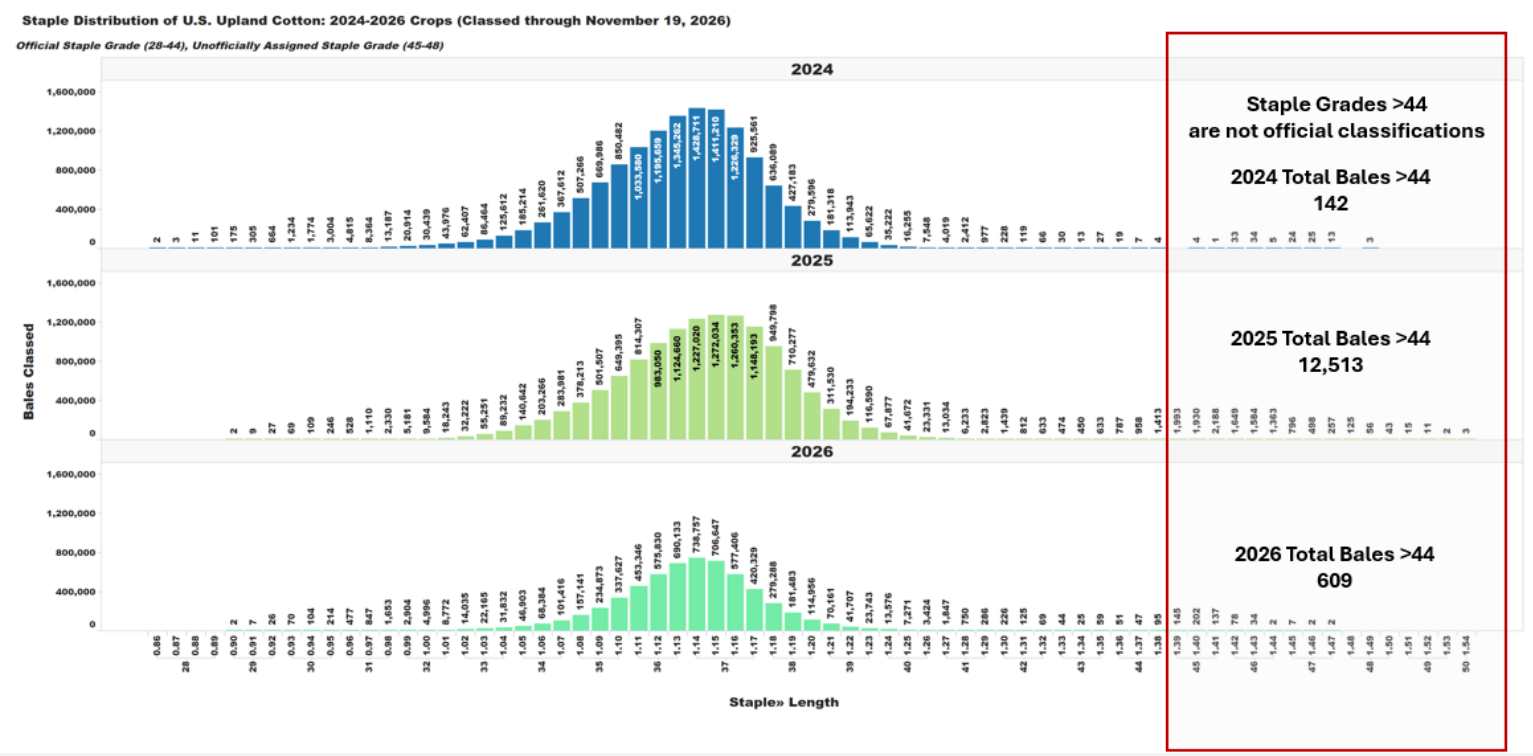


## USDA, AMS, Bales Classed by Office, Season to Date – November 19, 2026

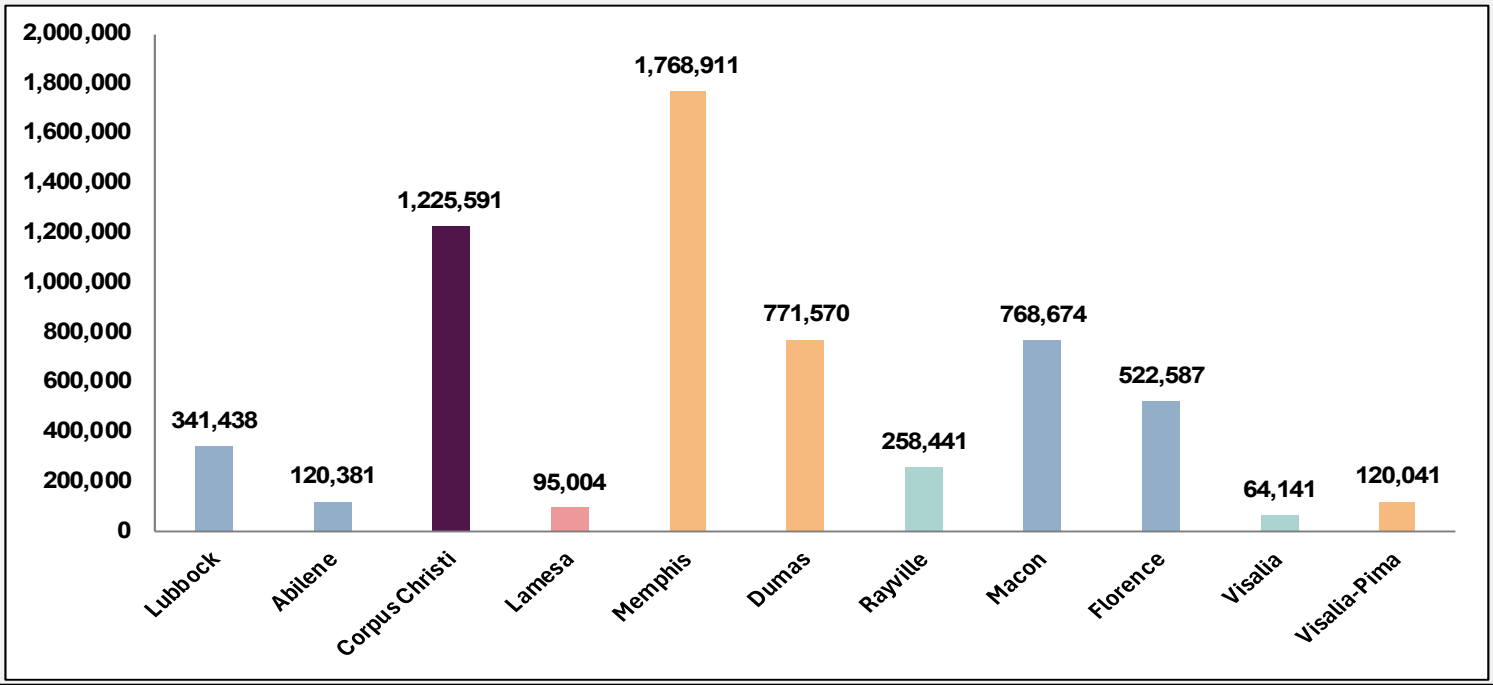

# Southeastern Market Regional Summary

*Danny Pino ◦ Macon, GA ◦ 478.752.3560 ◦ Danny.Pino@usda.gov*

Spot cotton trading was active. Supplies were moderate. Demand was good. Producer offerings were moderate. Average local spot prices were higher. Trading of CCC-loan equities was inactive.

Sunny weather gave way to generally cloudy conditions as the period progressed across the lower Southeast. Daytime temperatures varied from the 50s to the 70s. Nighttime lows were in the 40s and 50s. Very light, scattered precipitation from trace amounts to less than one-half of an inch of moisture was received in areas of south Alabama and the Florida Panhandle, with heavier accumulations of around one-half of an inch received in portions of south Georgia. Areas of north Georgia received the first frost of the season which will help reduce pest populations. Droughty conditions intensified across the region due to lack of precipitation, according to the U.S. Drought Monitor. Producers welcomed the prospect of beneficial moisture forecasted for the near term. According to the National Agricultural Statistics Service's (NASS) Crop Progress report released on November 16, harvesting advanced to 77 percent completed in Alabama and 71 percent in Georgia. Gins continued to process backlogs of modules accumulating on gin yards.

Across the upper Southeast, similar conditions dominated the weather pattern throughout the period. Partly cloudy conditions gave way to sunny weather late in the week. Light, spotty precipitation was received in localized areas, but mostly dry conditions were observed. Droughty conditions intensified across the region due to a lack of precipitation, according to the U.S Drought Monitor. Producers welcomed the potential of beneficial rainfall forecast in the near term. Defoliation and harvesting activities advanced at a rapid pace in the Carolinas and Virginia. According to NASS, harvesting advanced to 75 percent completed in Virginia, 74 in South Carolina, and 71 percent in North Carolina.

## Textile Mill

Domestic mill buyers inquired for a moderate volume of color 41 and better, leaf 4 and better, and staple 36 and longer for immediate through fourth quarter 2027 delivery. No sales or additional inquiries were reported. Finished product demand remained slow. Mill buyers maintained a cautious undertone as they balanced raw cotton purchases with yarn demand.

Inquiries through export channels were moderate to heavy. Agents throughout the Far East inquired for any discounted styles of cotton. No sales were reported.

## Trading

- A moderate volume of color 31-51, leaf 3 and 4, staple 35-37, mike 37-49, strength 29-31, and uniformity 80-83 sold for around 86.00 to 88.00 cents per pound, FOB car/truck, Georgia terms (Rule 5, compression charges paid, 30 days free storage).
- A light volume of color 41, leaf 3 and 4, staple 34-36, mike 43-49, strength 29-31, and uniformity 80-83 sold for around 84.50 cents, same terms as above.
- A heavy volume of color 41, leaf 3 and 4, staple 34-38, mike 43-49, strength 29-31, and uniformity 80-83 sold for around 80.50 to 80.75 cents, same terms as above.
- A light volume of color 42, leaf 4, staple 36-38, mike 43-49, strength 30-32, and uniformity 81-83 sold for around 79.50 cents, same terms as above.
- A light volume of color 41, leaf 3, staple 34 and longer, mike 43-49, strength 29-31, and uniformity 81-83 sold for around 87.00 cents per pound, FOB car/truck (Rule 5, compression charges paid).

# South Central Market Regional Summary

*Aerielle McDaniel ◦ Memphis, TN,* 901.384.3016 ◦ *Aerielle.McDaniel@usda.gov*

## North Delta

Spot cotton trading was slow. Supplies and producer offerings were light. Demand was good. Trading of CCC-loan equities was active. Average local spot prices were higher. Cotton modules were shipped and hauled as the market influenced cotton sales. Local experts closely monitored the market close on the Futures contract for March-27 to make business decisions.

Abundant sunshine dominated the weather pattern during most of the reporting period. Daytime high temperatures in the lower 50s reached the 60s and 70s. Later in the week, cloudy skies accompanied a cold front, moving winter weather into the region that dropped overnight low temperatures into the 20s. Nighttime lows subsequently rebounded into the 30s and 40s. No rain was received during the reporting period. Most fieldwork activities had been completed. Fields have undergone row bedding and soil neutralizations. According to the U.S. Drought Monitor report released on November 19, drought conditions expanded in Arkansas from mostly extreme to exceptional drought. Cotton was still being transported by module trucks to gin yards. Gins continued pressing operations and are expected to near completion soon.

## South Delta

Spot cotton trading was inactive. Supplies and producer offerings were light. Demand was good. Average local spot prices were higher. Trading of CCC-loan equities were inactive. Local experts closely monitored the market close on the March-27 Futures contract to make business decisions.

Daytime temperatures ranged from the 50s into the 60s and 70s. Intervals of sunny and partly cloudy skies prevailed throughout the period. Mid-week, cooler conditions moved into the territory, causing overnight lows to dip into the 30s. Nighttime temperatures later moderated into the 40s and 50s. No precipitation was reported in Louisiana or Mississippi, and fieldwork remained inactive. According to the U.S. Drought Monitor report released on November 19, drought conditions continued to intensify and expand across both states. Local experts anticipated forecasted rainfall would provide much-needed soil moisture. Ginning neared completion and was expected to conclude before Thanksgiving, Thursday, November 26.

## Trading

### North Delta

- A lot containing a heavy volume of mostly color 31, leaf 3, staple 36 and 37, mike averaging 45.0, strength averaging 30.4, and uniformity averaging 81.8 sold for around 84.50 cents per pound, FOB car/truck (Rule 5, compression charges paid).
- A heavy volume of CCC-loan equities traded for around 25.00-30.00 cents.

### South Delta

No trading activity was reported.

# Southwestern Markets Regional Summary

*Bethany Lindgren ◦ Memphis, TN,* 901.384.3016 ◦ *Bethany.Lindgren@usda.gov*
*Jane Byers-Angle ◦ Lubbock, TX,* 806.283.9389 ◦ *Jane.Byers-Angle@usda.gov*

## East Texas-South Texas

Spot cotton trading was active. Supplies and producer offerings were moderate. Demand was light. Average local spot prices were weak. Trading of CCC-loan equities was inactive. There was no new forward contracting activity reported, but producers delivered on previously established contracts. Foreign mill inquiries were moderate. Interest was best from Bangladesh and Vietnam.

In East Texas, partly cloudy skies and rainy conditions occurred intermittently throughout the week. Daytime highs ranged from the 60s to 70s. Nighttime lows were in the 30s to 50s. Accumulated precipitation totals ranged from one-half of an inch up to one and one-half inches. Gins continued operations at a steady pace, processing modules on yards. In South Texas, weekend showers dissipated and were replaced by sunny and partly cloudy skies. Daytime high temperatures were in the 60s to the 80s, with nighttime low temperatures in the 40s to 60s. Moisture totals from rainfall ranged from trace amounts up to three-quarters of an inch across the cotton-producing areas of South Texas. Gins worked through backlogs of seed cotton stored on gin yards. Some gins have concluded operations for the season and are now preparing for the off season. Merchants and industry participants attended the Cotton USA Summit this week held in Scottsdale, AZ on November 16-18, 2026.

## West Texas-Kansas-Oklahoma

Spot cotton trading was active. Supplies and producer offerings were moderate. Demand was light. Average local spot prices were higher. Trading of CCC-loan equities was inactive. Foreign mill inquiries were moderate. Interest was best from Bangladesh and Vietnam. The Daily Spot Cotton Quotations rolled from Dec-26 to the Mar-27 trading month. With the Thanksgiving holiday approaching in the United States on November 26, we extend our gratitude to our readers around the world for their continued interest in U.S. cotton markets.

In Texas, daytime highs ranged from the low 40s to mid-80s, while nighttime temperatures fluctuated between the 30s and 50s. A widespread rain event delivered trace amounts to nearly two inches of moisture across the region. Patchy fog, rainfall, and high humidity shortened daily harvest windows; however, harvest progress advanced to nearly 75 percent complete despite intermittent fieldwork interruptions, according to local sources. Saturated conditions occasionally delayed module transportation, but most ginning operations continued uninterrupted.

In Kansas, daytime temperatures ranged from the mid-40s to mid-60s, while nighttime lows fluctuated between the 30s and 50s. Several locations in western and central Kansas received less than one-half inch of moisture, further delaying fieldwork. Defoliation remained challenging, and producers evaluated management strategies to address the issues. Some applied a second defoliant treatment, while others awaited a hard freeze to encourage leaf drop. Despite defoliation challenges, harvest progress approached 60 percent complete in some areas, less in others. Bolls remained exposed to variable weather conditions after remaining open for an extended period. All gins were operating, and some locations waited for modules to accumulate.

In Oklahoma, a chilly cold front brought one-quarter to nearly two inches of widespread moisture to cotton-growing counties. Harvest progress remained slow but surpassed the halfway mark. Daytime temperatures ranged from the mid-40s to mid-60s, while overnight lows remained in the 40s. Overcast skies and humid conditions persisted throughout the reporting period. Local reports indicated defoliation remained challenging, and leaves were slow to drop from plants. Smaller-than-normal bolls with light seed development in the locks were noted. Yields varied widely. Around 60 percent has been harvested. As soils firmed, modules were slowly transported to area gins; however, not all gins were operating.

# Southwestern Markets Regional Summary

*Bethany Lindgren ◦ Memphis, TN,* 901.384.3016 ◦ *Bethany.Lindgren@usda.gov*
*Jane Byers-Angle ◦ Lubbock, TX, 806.283.9389 ◦ Jane.Byers-Angle@usda.gov*

## Trading

### East Texas/South Texas

- Mixed lots containing a heavy volume of color 42 and better, leaf 2-5, staple 36-38, mike 43-49, strength 28-34, and uniformity 79-84 sold for around 76.00 cents per pound, FOB warehouse, (compression charges not paid).
- Lots containing a heavy volume of color 31 and better, leaf 2-4, staple 36-38, mike 43-49, strength 29-33, and uniformity 79-82 sold for around 71.75 to 75.00 cents, same terms as above.
- A light volume of color 23 and better, leaf 2 and 3, staple 35 and 36, mike averaging 44.2, strength averaging 27.9, and uniformity averaging 79.1 sold for around 70.00 cents, same terms as above.

### West Texas, Kansas, Oklahoma

- In Texas, lots containing a heavy volume of color 22 and better, leaf 2 and 3, staple 35-37, mike 42-47, strength 30-34, and uniformity 80-84 sold for 75.00 to 80.00 cents per pound, FOB cars/truck (compression charges not paid).
- In Kansas, a lot containing a light volume of color 42 and 52, leaf 5-7, staple 33 and 34, mike averaging 42.1, strength averaging 28.7, and uniformity averaging 79.2 sold for around 67.50 cents, same terms as above.
- In Oklahoma, a lot containing a light volume of color 33-44, leaf 4-6, staple 37-38, mike averaging 28.9, strength averaging 34.3, and uniformity averaging 81.1 sold for around 60.00 cents, same terms as above.

# Western Market Regional Summary

*Bethany Lindgren ◦ Memphis, TN,* 901.384.3016 ◦ *Bethany.Lindgren@usda.gov*

## Desert Southwest (DSW)

Spot cotton trading was inactive. Supplies and producer offerings were light. Demand was light. No forward contracting was reported during the period. Average local spot prices were higher. Foreign mill inquiries were light.

Sunshine and partly cloudy conditions were observed in the DSW, with occasional light showers popping up across the region throughout the period. Daytime temperatures ranged from the 60s to the 70s with nighttime lows in the 40s to 50s. Sporadic rainfall produced moisture accumulations measuring from trace amounts up to one-quarter of an inch. Harvest continued in Arizona. Gins worked through modules staged on gin yards. The recent pattern of wet weather has slowed harvest progression in El Paso, TX, making harvest difficult for some producers. Producers continue to work around rainfall, some harvested early to avoid rain, and others are waiting for a period of dry and open conditions to harvest, according to local sources. Gins in the region expect to run until mid-December. Industry participants from across the cotton belt attended the Cotton USA Summit in Scottsdale, AZ this week on November 16-18, 2026.

## San Joaquin Valley (SJV)

Spot cotton trading was inactive. Supplies and demand were light. No forward contracting or domestic mill activity was reported. Average local spot prices were higher. Foreign mill inquiries were light.

In the SJV, scattered thunderstorms brought moisture to the region, cooling temperatures and delaying field activity. Daytime temperatures were in the 50s to the 70s. Overnight lows were in the 30s and 40s. Accumulated rainfall totals ranged from one-half of an inch up to one and one-half inches of rain. In the Sierra Nevada Mountains winter storm warnings were in effect as snow fell across the range, with forecasted wintry mix accumulations ranging from six to 24 inches. This will be beneficial to increase the state's snowpack. In the fields, wet conditions slowed harvest for the remaining unharvested acres and transportation of modules to gin yards, but ginning services continued uninterrupted. The Cotton USA Summit was held this week in Scottsdale, AZ and attended by members of the cotton industry from across the belt.

## American Pima (AP)

Spot cotton trading was inactive. Supplies were moderate. Demand was light. No forward contracting or domestic mill activity was reported. Average local spot prices were steady. Mill inquiries were moderate.

Daytime highs in the Far Western region ranged from the 50s to 70s, with nighttime lows in the 30s to 50s. In Arizona, harvest activities continued, modules were transported to gin yards for processing. In El Paso, TX weather conditions have delayed harvest for some producers who are waiting on more suitable and dry conditions to finish unharvested acres. Gins processed modules on yards. In the SJV, harvest continued but was delayed by wet field conditions. Gins continued to work multiple shifts, processing modules as quickly and efficiently as possible. Active industry participants attended the Cotton USA Summit in Scottsdale, AZ this week.

## Trading

### Desert Southwest

No trading activity was reported.

### San Joaquin Valley

No trading activity was reported.

### American Pima

No trading activity was reported.

# Staying Up to Date on Published Cotton Reports

**USDA Agricultural Marketing Service**

Daily Quality Reports by Office and State – Updates daily by 10:00 am central, during classing season

Monthly Quality of Cotton Classed – Released Oct. 30, 2026, Updates the last Friday of the month

Daily Spot Cotton Quotations – Updates daily by 2:30 pm central

Monthly Cotton Price Statistics – Released Nov. 3, 2026

For more reports, please visit the Market News website

**USDA Farm Service Agency**

Upland Cotton Report – Updates every Thursday

ELS Cotton Report – Updates every Thursday

Warehouse Cotton Maturity (PSL-43R) – Updates monthly

**USDA Foreign Agricultural Service**

Exports Sales Report – Updates every Thursday

**USDA National Agricultural Statistics Service**

Farm Prices Received – Released Oct. 30, 2026, at 2:00 pm central, Updates monthly

Cotton Ginnings Report – Released Nov. 10, 2026, at 11:00 am central, Updates 2x per month during ginning season

Crop Production – Released Nov. 10, 2026, at 11:00 am central, Updates Monthly

Crop Progress Report – Released Nov. 16, 2026, at 3:00 pm central, Updates Weekly

**USDA Economic Research Service**

Cotton and Wool Outlook – Released Oct. 14, 2026, Updates Monthly

**USDA World Agricultural Outlook Board**

WASDE Report – Released Nov. 10, 2026

**U.S. Agricultural Commodities Drought Monitor**

Cotton Areas in Drought Map – Updates Weekly

Drought Outlooks – Updates Monthly

**National Oceanic and Atmospheric Administration**

Precipitation Maps – Updates Monthly

**U.S. Energy Information Administration**

Gasoline and Diesel Fuel Update, Updates every Tuesday

**USDA, AMS, Agricultural Transportation**

Fertilizer Prices in New Orleans, LA, Released October 2026 – Updates Quarterly