**National Daily Feeder and Stocker Cattle** **AM Summary**
**St. Joseph, Missouri** **Friday, November 13, 2026**

## Auction Summary

AMS_2025 — 6,676 — Thursday
**Mobridge Livestock** — Mobridge, SD

| | | | | | |
|---|---|---|---|---|---|
| Feeder Steers | 300-400 lbs | 550.00-640.00 | Feeder Heifers | 300-400 lbs | 530.00-560.00 |
| Medium & | 400-500 lbs | 487.50-573.00 | Medium & | 400-500 lbs | 410.00-472.50 |
| Large #1 | 500-600 lbs | 420.00-484.00 | Large #1 | 500-600 lbs | 380.00-415.00 |
| | 600-700 lbs | 380.00-441.00 | | 600-700 lbs | 362.50-372.00 |
| | 700-800 lbs | 350.00 | | 700-800 lbs | |

AMS_2099 — 4,793 — Thursday
**Stockman's Livestock** — Dickinson, ND

| | | | | | |
|---|---|---|---|---|---|
| Feeder Steers | 500-600 lbs | 392.00-490.00 | Feeder Heifers | 300-400 lbs | 455.00-545.00 |
| Medium & | 600-700 lbs | 336.00-421.00 | Medium & | 400-500 lbs | 396.00-465.00 |
| Large #1 | 700-800 lbs | 353.50-371.00 | Large #1 | 500-600 lbs | 355.00-399.50 |
| | 800-900 lbs | 325.00-344.00 | | 600-700 lbs | 348.00-367.00 |
| | 900-1000 lbs | 313.50 | | 700-800 lbs | |

AMS_1891 — 3,915 — Thursday
**Winter Livestock** — Pratt, KS

| | | | | | |
|---|---|---|---|---|---|
| Feeder Steers | 400-500 lbs | 501.00-557.50 | Feeder Heifers | 400-500 lbs | 410.00-475.00 |
| Medium & | 500-600 lbs | 415.00-489.00 | Medium & | 500-600 lbs | 373.00-420.00 |
| Large #1 | 600-700 lbs | 365.00-420.00 | Large #1 | 600-700 lbs | 338.00-365.00 |
| | 700-800 lbs | 340.00-366.00 | | 700-800 lbs | 304.50-336.00 |
| | 800-900 lbs | 304.50-342.00 | | 800-900 lbs | 297.00-319.00 |

**CHICAGO MERCANTILE EXCHANGE LIVESTOCK FUTURES SETTLEMENTS** — Thursday

| Live Cattle | | Change | Feeder Cattle | | Change |
|---|---|---|---|---|---|
| Dec | 218.900 | (0.075) | Nov | 335.675 | 3.050 |
| Feb | 222.950 | 0.250 | Jan | 331.675 | 3.875 |
| Apr | 225.950 | 0.325 | Mar | 328.275 | 4.150 |

**CHICAGO BOARD OF TRADE GRAIN FUTURES SETTLEMENTS** — Thursday

| Corn | | Change | Soybeans | | Change |
|---|---|---|---|---|---|
| Dec | 4.4250 | (0.0550) | Nov | 12.2700 | (0.0200) |
| Mar | 4.6575 | (0.0550) | Jan | 12.1900 | (0.1175) |
| May | 4.6275 | (0.0550) | Mar | 12.2500 | (0.1300) |

**KANSAS CITY BOARD OF TRADE**

| Wheat | | Change |
|---|---|---|
| Dec | 6.2225 | (0.1725) |
| Mar | 6.3225 | (0.1725) |
| May | 6.3600 | (0.1675) |

AMS_2466 — Thursday
**5 AREA WKLY ACCUMULATED WTD AVG SLAUGHTER CATTLE PRICE**

| | Head Count | Avg Weight | Avg Price |
|---|---|---|---|
| **Live Steer** | 109 | 1,670 | 211.93 |
| **Live Heifer** | | | |
| **Dressed Steer** | 423 | 1,007 | 330.00 |
| **Dressed Heifer** | 142 | 942 | 330.00 |

AMS 2453 — Thursday
**DAILY ESTIMATED BOXED BEEF CUTOUT VALUES**

| Choice 600-900# | Select 600-900# |
|---|---|
| 357.59 | 348.71 |
| (2.67) | 1.24 |

| | |
|---|---|
| **Choice Cuts** | 131 loads |
| **Select Cuts** | 8 loads |
| **Trimmings** | 6 loads |
| **Grinds** | 16 loads |

AMS_3208
**ESTD DAILY CATTLE SLAUGHTER**

| | |
|---|---|
| Thursday | 110,000 |
| Week Ago **(est)** | 110,000 |
| Year Ago **(act)** | 122,000 |
| Wk to date **(est)** | 435,000 |
| Last Week **(est)** | 430,000 |
| Last Year (est) | 471,000 |

**Previous Day Estimated:** **Steer and Heifer** Wednesday 85,000; **Cow and Bull** 22,000

AMS_2132 — Thursday
**Toppenish Livestock** — Toppenish, WA

| | Pct Lean | Avg Dressing Price |
|---|---|---|
| **Breaking** | 75-80 | |
| **Boning** | 80-85 | 132.50-134.00 |
| **Lean** | 85-90 | 119.50-120.50 |

**USDA Livestock, Poultry & Grain Market News**

**CME Feeder Cattle Index**

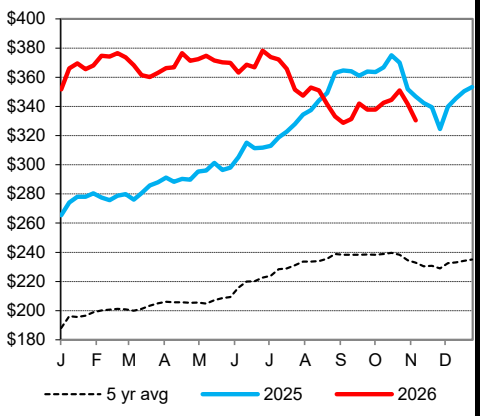


**Average Dressed Steer Weight**

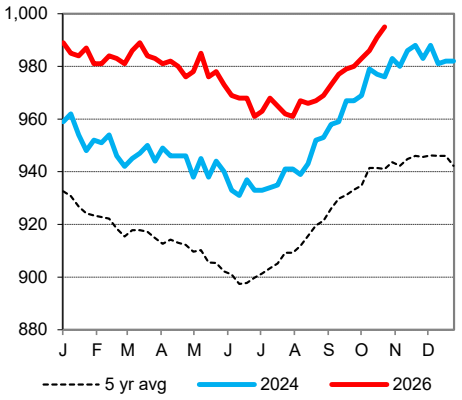


**Weekly Cattle Slaughter**

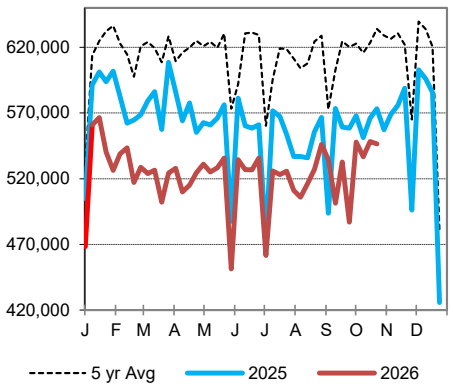


**Oklahoma City 700-800 lb Steer Price**

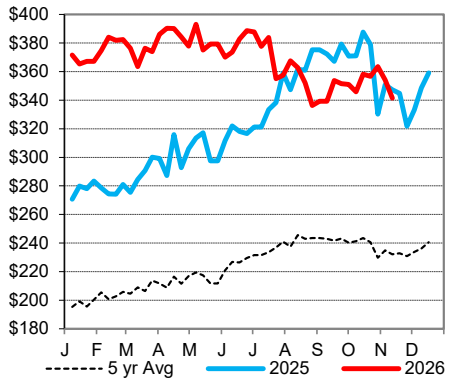



St. Joseph, Missouri
Phone: 816-676-7000
Email: stjoe.lpgmn@usda.gov
http://www.ams.usda.gov/LSMarketNews