National Daily Feeder and Stocker Cattle **AM Summary**
St. Joseph, Missouri **Monday, November 9, 2026**

USDA Livestock, Poultry & Grain Market News

Auction Summary

AMS_2023 — 6,291 — Friday
Ft. Pierre Livestock — Ft. Pierre, SD

Feeder Steers	300-400 lbs	535.00-555.00	Feeder Heifers	400-500 lbs	416.00-466.00
Medium &	400-500 lbs	473.00-545.00	Medium &	500-600 lbs	364.00-438.00
Large #1	500-600 lbs	384.00-478.00	Large #1	600-700 lbs	338.00-361.00
	600-700 lbs	359.00-440.00		700-800 lbs	281.00
	700-800 lbs			800-900 lbs	250.00

AMS_2019 — 5,270 — Friday
St. Onge Livestock — St. Onge, SD

Feeder Steers	300-400 lbs	530.00-575.00	Feeder Heifers	300-400 lbs	446.00-500.00
Medium &	400-500 lbs	474.00-560.00	Medium &	400-500 lbs	405.00-505.00
Large #1	500-600 lbs	390.00-480.00	Large #1	500-600 lbs	361.00-423.00
	600-700 lbs	350.00-402.50		600-700 lbs	300.00-333.00
	700-800 lbs	318.00-355.00		700-800 lbs	300.00-335.00

AMS_2024 — 3,690 — Friday
Herreid Livestock — Herried, SD

Feeder Steers	500-600 lbs	427.00	Feeder Heifers	500-600 lbs	360.00-391.00
Medium &	600-700 lbs	383.00-384.00	Medium &	600-700 lbs	320.00-326.00
Large #1	700-800 lbs	320.00-360.00	Large #1	700-800 lbs	321.00-331.00
	800-900 lbs	327.50-344.75		800-900 lbs	303.50
	900-1000 lbs	307.00-331.00		900-1000 lbs	300.00

CHICAGO MERCANTILE EXCHANGE LIVESTOCK FUTURES SETTLEMENTS — Friday

Live Cattle		Change	Feeder Cattle		Change
Dec	214.050	(0.350)	Nov	322.325	(2.725)
Feb	217.200	(0.425)	Jan	318.375	(1.950)
Apr	219.850	(0.575)	Mar	313.850	(2.075)

CHICAGO BOARD OF TRADE GRAIN FUTURES SETTLEMENTS — Friday

Corn		Change	Soybeans		Change
Dec	4.4150	0.0150	Nov	11.8900	0.0800
Mar	4.5525	0.0075	Jan	11.9375	0.0550
May	4.6350	0.0025	Mar	11.9925	0.0300

KANSAS CITY BOARD OF TRADE

Wheat		Change
Dec	6.3250	(0.0325)
Mar	6.3975	(0.0325)
May	6.4275	(0.0275)

AMS_2466 — Friday
5 AREA WKLY ACCUMULATED WTD AVG SLAUGHTER CATTLE PRICE

	Head Count	Avg Weight	Avg Price
Live Steer	21,091	1,621	216.52
Live Heifer	8,022	1,432	216.77
Dressed Steer	13,632	1,038	339.66
Dressed Heifer	2,596	908	339.82

AMS 2453 — Friday
DAILY ESTIMATED BOXED BEEF CUTOUT VALUES

Choice 600-900#	Select 600-900#
360.79	353.56
(0.77)	1.24

Choice Cuts	97 loads
Select Cuts	4 loads
Trimmings	3 loads
Grinds	11 loads

AMS_3208
ESTD DAILY CATTLE SLAUGHTER

Friday	93,000	Sat. 11000
Week Ago **(est)**	96,000	13,000
Year Ago **(act)**	99,000	7,000
Wk to date **(est)**	523,000	534,000
Last Week **(est)**	530,000	543,000
Last Year (est)	562,000	569,000

Previous Day Estimated: **Steer and Heifer** Thursday 88,000
Cow and Bull 22,000

AMS_2101 — Friday
Torrington Livestock — Torrington, WY

	Pct Lean	Avg Dressing Price
Breaking	75-80	120.00-121.00
Boning	80-85	124.00-130.00
Lean	85-90	

CME Feeder Cattle Index

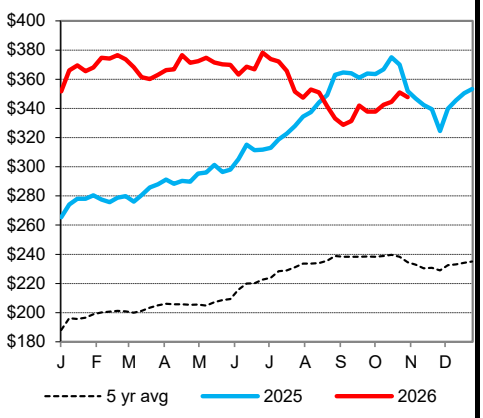

Weekly Choice Cutout

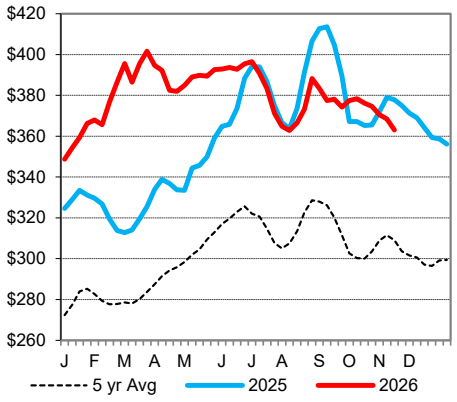

Weekly Select Cutout

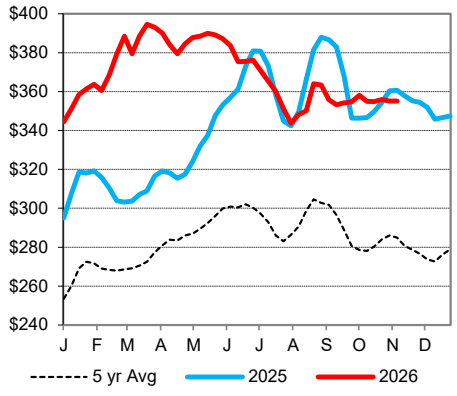

Oklahoma City 700-800 lb Steer Price

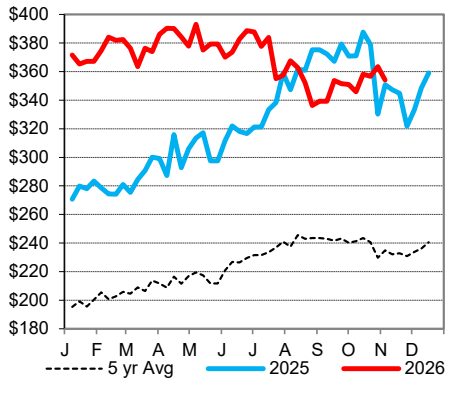

St. Joseph, Missouri
Phone: 816-676-7000
Email: stjoe.lpgmn@usda.gov
http://www.ams.usda.gov/LSMarketNews