National Daily Feeder and Stocker Cattle **PM Summary**
St. Joseph, Missouri **Friday, November 6, 2026**

Auction Summary

AMS_2099 — 4,818 — Thursday
Stockman's Livestock Exchange — Dickinson, ND

Feeder Steers	300-400 lbs	560.00-630.00	Feeder Heifers	300-400 lbs	450.00-547.50
Medium &	400-500 lbs	458.00-555.00	Medium &	400-500 lbs	399.00-454.50
Large #1	500-600 lbs	393.00-461.00	Large #1	500-600 lbs	346.00-391.00
	600-700 lbs	363.00-408.00		600-700 lbs	331.00-349.00
	700-800 lbs			700-800 lbs	

AMS_1889 — 4,114 — Thursday
Mobridge Livestock Exchange — Mobridge, SD

Feeder Steers	300-400 lbs	520.00-600.00	Feeder Heifers	300-400 lbs	480.00-520.00
Medium &	400-500 lbs	475.00-530.00	Medium &	400-500 lbs	419.00-465.00
Large #1	500-600 lbs	412.00-467.50	Large #1	500-600 lbs	354.00-434.00
	600-700 lbs	382.00-419.50		600-700 lbs	
	700-800 lbs	341.00		700-800 lbs	

AMS_1850 — 2,723 — Thursday
Ogallala Livestock — Ogallala, NE

Feeder Steers	300-400 lbs	547.50-602.50	Feeder Heifers	400-500 lbs	405.00-435.00
Medium &	400-500 lbs	439.00-522.50	Medium &	500-600 lbs	343.00-396.00
Large #1	500-600 lbs	418.00-470.00	Large #1	600-700 lbs	332.50-351.00
	600-700 lbs	361.00-423.00		700-800 lbs	332.50
	700-800 lbs	356.00-369.50		800-900 lbs	314.00

CHICAGO MERCANTILE EXCHANGE LIVESTOCK FUTURES SETTLEMENTS — Friday

Live Cattle		Change	Feeder Cattle		Change
Dec	214.050	(0.350)	Nov	322.325	(2.725)
Feb	217.200	(0.425)	Jan	318.375	(1.950)
Apr	219.850	(0.575)	Mar	313.850	(2.075)

CHICAGO BOARD OF TRADE GRAIN FUTURES SETTLEMENTS — Friday

Corn		Change	Soybeans		Change
Dec	4.4150	0.0150	Nov	11.8900	0.0800
Mar	4.5525	0.0075	Jan	11.9375	0.0550
May	4.6350	0.0025	Mar	11.9925	0.0300

KANSAS CITY BOARD OF TRADE

Wheat		Change
Dec	6.3250	(0.0325)
Mar	6.3975	(0.0325)
May	6.4275	(0.0275)

AMS_2466 — Friday
5 AREA WKLY ACCUMULATED WTD AVG SLAUGHTER CATTLE PRICE

	Head Count	Avg Weight	Avg Price
Live Steer	21,091	1,621	216.52
Live Heifer	8,022	1,432	216.77
Dressed Steer	13,632	1,038	339.66
Dressed Heifer	2,596	908	339.82

AMS 2453 — Friday
DAILY ESTIMATED BOXED BEEF CUTOUT VALUES

Choice 600-900#	Select 600-900#
360.79	353.56
(0.77)	1.24

Choice Cuts	97 loads
Select Cuts	4 loads
Trimmings	3 loads
Grinds	11 loads

AMS_3208
ESTD DAILY CATTLE SLAUGHTER

Friday	93,000	Sat. 11000
Week Ago **(est)**	96,000	13,000
Year Ago **(act)**	99,000	7,000
Wk to date **(est)**	523,000	534,000
Last Week **(est)**	530,000	543,000
Last Year (est)	562,000	569,000

Previous Day Estimated: **Steer and Heifer** 88,000
Cow and Bull 22,000

AMS_1909 — Thursday
New Holland Livestock — New Holland, PA

	Pct Lean	Avg Dressing Price
Breaking	75-80	116.00-123.00
Boning	80-85	105.00-115.00
Lean	85-90	82.50-110.00

USDA Livestock, Poultry & Grain Market News

CME Feeder Cattle Index

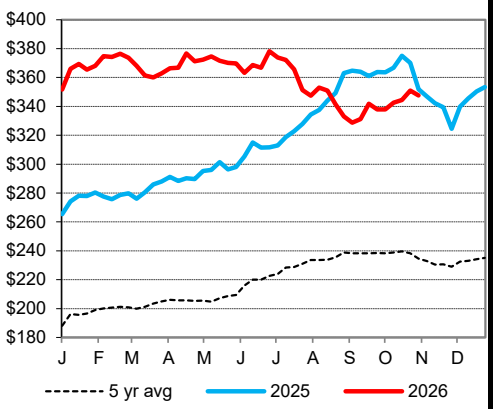

Weekly Choice Cutout

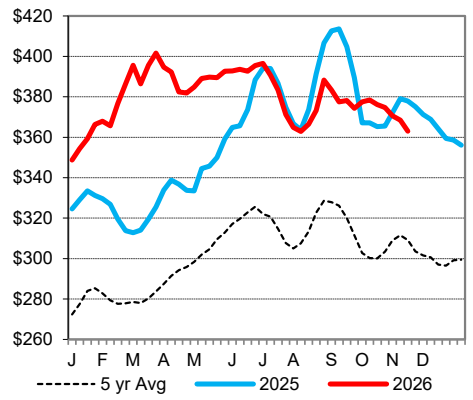

Weekly Select Cutout

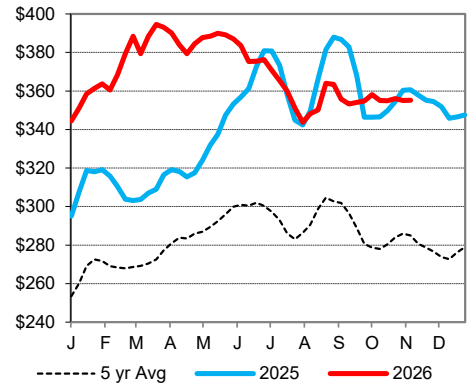

Oklahoma City 700-800 lb Steer Price

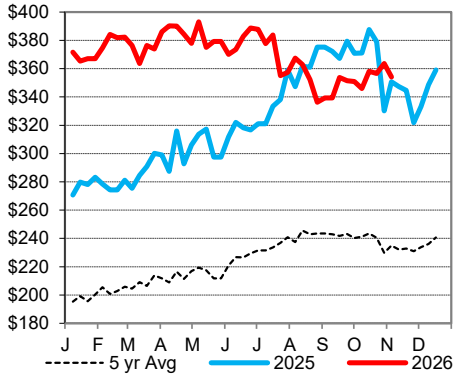

St. Joseph, Missouri
Phone: 816-676-7000
Email: stjoe.lpgmn@usda.gov
http://www.ams.usda.gov/LSMarketNews