National Daily Feeder and Stocker Cattle **PM Summary**
St. Joseph, Missouri **Friday, August 21, 2026**

USDA Livestock, Poultry & Grain Market News

AUCTION SUMMARY

AMS_1892 — 2,868 — Thursday
Farmers and Ranchers Livestock Comm. — Salina, KS

Feeder Steers	500-600 lbs	400.00-437.50	Feeder Heifers	500-600 lbs	360.00-392.00
Medium &	600-700 lbs	365.00-414.00	Medium &	600-700 lbs	325.00-366.00
Large #1	700-800 lbs	327.50-357.00	Large #1	700-800 lbs	307.00-330.00
	800-900 lbs	316.00-345.00		800-900 lbs	293.00-318.00
	900-1000 lbs	309.00-330.00		900-1000 lbs	260.00-280.00

AMS_1829 — 1,928 — Thursday
Apache Livestock — Apache, OK

Feeder Steers	400-500 lbs	427.50-437.50	Feeder Heifers	300-400 lbs	500.00-530.00
Medium &	500-600 lbs		Medium &	400-500 lbs	380.00
Large #1	600-700 lbs	349.00	Large #1	500-600 lbs	
	700-800 lbs	323.00-344.00		600-700 lbs	306.00-318.00
	800-900 lbs	310.00-317.50		700-800 lbs	295.00-310.00

AMS_2022 — 1,676 — Thursday
Mitchell Livestock — Mitchell, SD

Feeder Steers	500-600 lbs	457.50	Feeder Heifers	500-600 lbs	397.50
Medium &	600-700 lbs		Medium &	600-700 lbs	342.00
Large #1	700-800 lbs	369.00	Large #1	700-800 lbs	321.00-323.00
	800-900 lbs	320.00-349.00		800-900 lbs	294.00-310.00
	900-1000 lbs	296.00-336.75		900-1000 lbs	287.25-302.00

CHICAGO MERCANTILE EXCHANGE LIVESTOCK FUTURES SETTLEMENTS — Friday

Live Cattle		Change	Feeder Cattle		Change
Aug	223.050	(0.300)	Aug	334.750	(0.550)
Oct	217.925	(0.075)	Sep	329.025	0.100
Dec	218.500	0.225	Oct	323.650	0.950

CHICAGO BOARD OF TRADE GRAIN FUTURES SETTLEMENTS — Friday

Corn		Change	Soybeans		Change
Sep	4.8375	0.0500	Sep	12.2500	0.0425
Dec	5.0850	0.0500	Nov	12.3950	0.0300
Mar	5.2350	0.0525	Jan	12.5375	0.0225

KANSAS CITY BOARD OF TRADE

Wheat		Change
Sep	7.5625	(0.0600)
Dec	7.7250	(0.0400)
Mar	7.8575	(0.0425)

AMS_2466 — Friday

5 AREA WKLY ACCUMULATED WTD AVG SLAUGHTER CATTLE PRICE

	Head Count	Avg Weight	Avg Price
Live Steer	14,711	1,568	225.29
Live Heifer	3,915	1,371	225.23
Dressed Steer	14,656	1,007	355.80
Dressed Heifer	4,620	893	356.14

AMS 2453 — Friday

DAILY ESTIMATED BOXED BEEF CUTOUT VALUES

Choice 600-900#	Select 600-900#		
385.69	361.32	**Choice Cuts**	48 loads
(4.24)	(2.42)	**Select Cuts**	9 loads
		Trimmings	25 loads
		Grinds	8 loads

AMS_3208

ESTD DAILY CATTLE SLAUGHTER

Friday	99,000	Sat. 15000
Week Ago **(est)**	100,000	1,000
Year Ago **(act)**	101,000	3,000
Wk to date **(est)**	508,000	523,000
Last Week **(est)**	516,000	517,000
Last Year (est)	553,000	556,000

Previous Day Estimated: **Steer and Heifer** 81,000
Cow and Bull 19,000

AMS_2132 — Thursday
Toppenish Livestock — Toppenish, WA

	Pct Lean	Avg Dressing Price
Breaking	75-80	164.50-167.50
Boning	80-85	164.50-168.50
Lean	85-90	150.00-157.50

CME Feeder Cattle Index

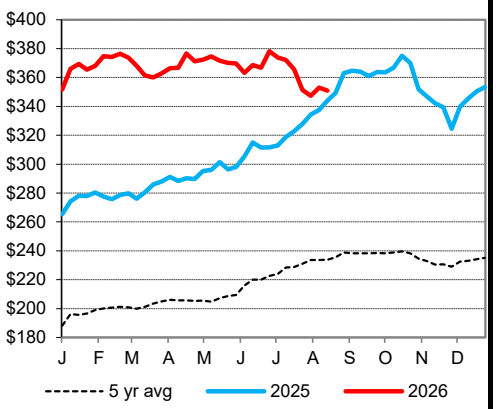

Weekly Choice Cutout

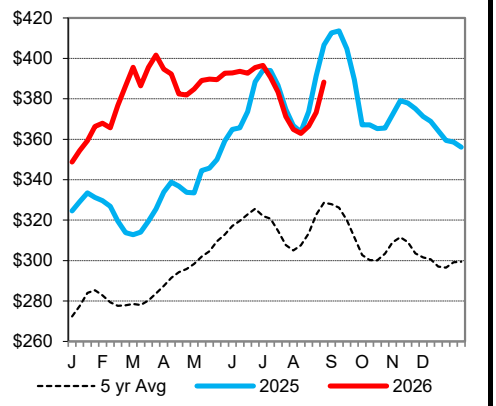

Weekly Select Cutout

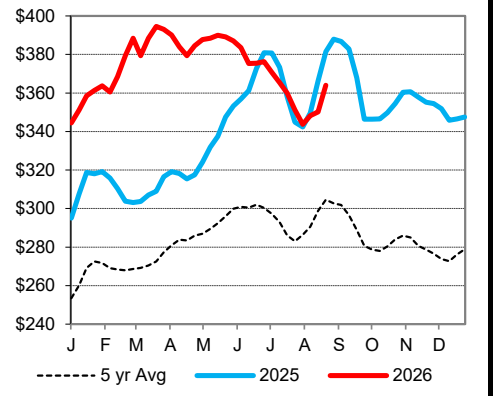

Oklahoma City 700-800 lb Steer Price

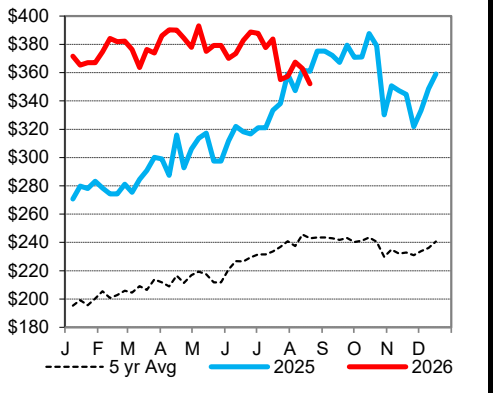

St. Joseph, Missouri
Phone: 816-676-7000
Email: stjoe.lpgmn@usda.gov
http://www.ams.usda.gov/LSMarketNews