**National Daily Feeder and Stocker Cattle** **PM Summary**
**St. Joseph, Missouri** **Wednesday, July 22, 2026**

**USDA Livestock, Poultry & Grain Market News**

## AUCTION SUMMARY

AMS_3794 — 2,535 — Tuesday
**Beaver Livestock** — Beaver, OK

| | | | | | |
|---|---|---|---|---|---|
| Feeder Steers | 500-600 lbs | | Feeder Heifers | 400-500 lbs | 452.00-454.00 |
| Medium & | 600-700 lbs | | Medium & | 500-600 lbs | 450.00 |
| Large #1 | 700-800 lbs | 360.00-370.00 | Large #1 | 600-700 lbs | 364.00-383.00 |
| | 800-900 lbs | 345.00-360.50 | | 700-800 lbs | 335.00-355.00 |
| | 900-1000 lbs | 321.00-342.25 | | 800-900 lbs | 316.00 |

AMS_1281 — 1,450 — Tuesday
**OKC West Livestock** — El Reno, OK

| | | | | | |
|---|---|---|---|---|---|
| Feeder Steers | 300-400 lbs | 590.00 | Feeder Heifers | 300-400 lbs | 480.00-515.00 |
| Medium & | 400-500 lbs | 485.00-490.00 | Medium & | 400-500 lbs | 400.00-470.00 |
| Large #1 | 500-600 lbs | 400.00-485.00 | Large #1 | 500-600 lbs | 395.00-410.00 |
| | 600-700 lbs | 370.00-415.00 | | 600-700 lbs | 345.00-360.00 |
| | 700-800 lbs | 365.00-370.00 | | 700-800 lbs | |

AMS_1815 — 572 — Tuesday
**Kingsville Livestock** — Kingsville, MO

| | | | | | |
|---|---|---|---|---|---|
| Feeder Steers | 300-400 lbs | 492.50 | Feeder Heifers | 300-400 lbs | 503.00 |
| Medium & | 400-500 lbs | 532.50 | Medium & | 400-500 lbs | 455.00-490.00 |
| Large #1 | 500-600 lbs | 437.00-505.00 | Large #1 | 500-600 lbs | 390.00-450.00 |
| | 600-700 lbs | 391.00-412.00 | | 600-700 lbs | 369.00-397.00 |
| | 700-800 lbs | 355.00-385.00 | | 700-800 lbs | 339.00 |

**CHICAGO MERCANTILE EXCHANGE LIVESTOCK FUTURES SETTLEMENTS** — Wednesday

| Live Cattle | | Change | Feeder Cattle | | Change |
|---|---|---|---|---|---|
| Aug | 223..2 | (3.475) | Aug | 341.175 | (8.375) |
| Oct | 219.200 | (4.025) | Sep | 336.200 | (8.775) |
| Dec | 218.800 | (4.100) | Oct | 329.850 | (9.725) |

**CHICAGO BOARD OF TRADE GRAIN FUTURES SETTLEMENTS** — Wednesday

| Corn | | Change | Soybeans | | Change |
|---|---|---|---|---|---|
| Sep | 4.6200 | 0.0925 | Aug | 12.3300 | 0.1350 |
| Dec | 4.8475 | 0.0950 | Sep | 12.2600 | 0.1550 |
| Mar | 5.0025 | 0.0925 | Nov | 12.3900 | 0.1625 |

**KANSAS CITY BOARD OF TRADE**

| Wheat | | Change |
|---|---|---|
| Sep | 7.6350 | 0.3050 |
| Dec | 7.7900 | 0.2950 |
| Mar | 7.9100 | 0.2875 |

AMS_2466 — Wednesday
**5 AREA WKLY ACCUMULATED WTD AVG SLAUGHTER CATTLE PRICE**

| | Head Count | Avg Weight | Avg Price |
|---|---|---|---|
| **Live Steer** | 122 | 1,550 | 232.00 |
| **Live Heifer** | | | |
| **Dressed Steer** | 525 | 1,008 | 375.00 |
| **Dressed Heifer** | | | |

AMS 2453 — Wednesday
**DAILY ESTIMATED BOXED BEEF CUTOUT VALUES**

| Choice 600-900# | Select 600-900# | | |
|---|---|---|---|
| 363.50 | 350.57 | **Choice Cuts** | 70 loads |
| (3.41) | (3.66) | **Select Cuts** | 17 loads |
| | | **Trimmings** | 9 loads |
| | | **Grinds** | 20 loads |

AMS_3208
**ESTD DAILY CATTLE SLAUGHTER**

| | |
|---|---|
| Wednesday | 95,000 |
| Week Ago **(est)** | 108,000 |
| Year Ago **(act)** | 116,000 |
| Wk to date **(est)** | 300,000 |
| Last Week **(est)** | 324,000 |
| Last Year (est) | 335,000 |

AMS_1823 — Tuesday
**Oklahoma Nat. Stockyards** — Oklahoma City, OK

| | Pct Lean | Avg Dressing Price |
|---|---|---|
| **Breaking** | 75-80 | 167.00-181.00 |
| **Boning** | 80-85 | 169.00-179.00 |
| **Lean** | 85-90 | 145.00-158.00 |

| **Previous Day Estimated:** | Tuesday |
|---|---|
| **Steer and Heifer** | 82,000 |
| **Cow and Bull** | 21,000 |

**CME Feeder Cattle Index**

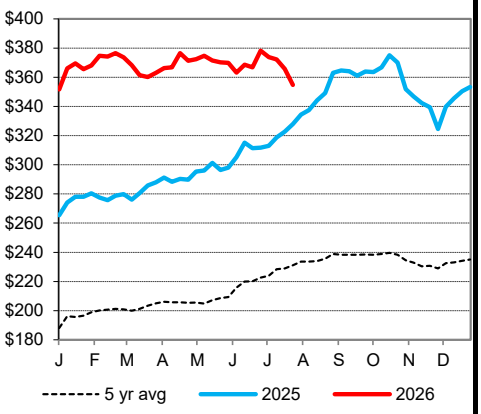


**Oklahoma City 400-500 lb Steer Price**

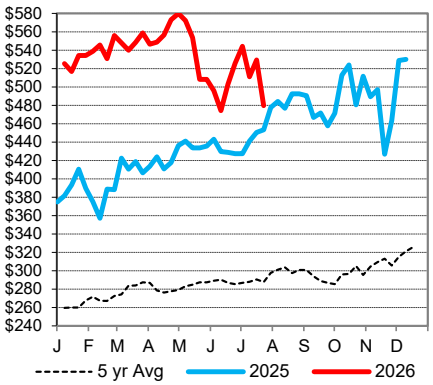


**Oklahoma City 500-600 lb Steer Price**

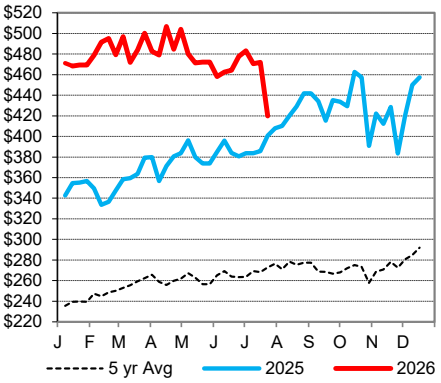


**Oklahoma City 700-800 lb Steer Price**

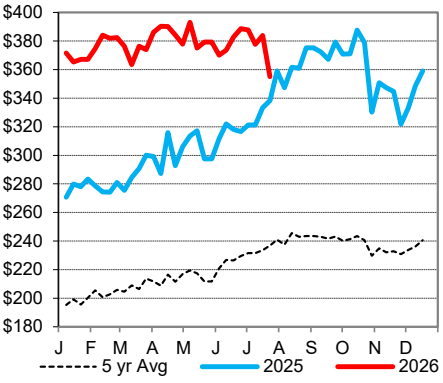


St. Joseph, Missouri
Phone: 816-676-7000
Email: stjoe.lpgmn@usda.gov
http://www.ams.usda.gov/LSMarketNews