

[AMS 2453/LM_XB403](#)

DAILY ESTIMATED CUTOUT VALUES

	Choice 600-900#	Select 600-900#	Choice/Select Spread
Current Cutout Values:	382.68	368.33	14.35
Change from prior day:	1.87	4.84	
Primal Rib	571.65	517.71	
Primal Chuck	331.59	332.50	
Primal Round	322.27	324.28	
Primal Loin	477.15	439.49	
Primal Brisket	336.46	323.50	
Primal Short Plate	296.32	296.32	
Primal Flank	245.69	237.71	

Fresh 50% Trimmings 5 Loads @ 179.85

[AMS 2829/NW_LS441](#)

USDA BY-PRODUCT DROP VALUE (STEER) - DAILY

14.08 Change: unch

[AMS 2466/LM_CT100](#)

5 AREA WEEKLY ACCUMULATED WEIGHTED AVG CATTLE PRICE

As of 10:00 am	Head Count	Avg Weight	Avg Price
Live Steer	17,159	1,543	248.00
Live Heifer	8,076	1,384	247.96
Dressed Steer	11,846	1,011	391.84
Dressed Heifer	2,710	900	392.20

[AMS 3208/SJ_LS710](#)

DAILY CATTLE SLAUGHTER

Today	99,000
Week Ago	25,000
Year Ago (act)	102,855
Week to Date	529,000
Same Period Last Week	458,000
Same Period Last Year	568,335
Previous Day	Steer and Heifer 91,000 Cow and Bull 21,000

[AMS 3209/SJ_LS712](#)

BEEF PRODUCTION	7/11/2026 (Estimate)	Last Week (Estimate)	(Actual)
Slaughter	529,000	458,000	572,000
Live Weights	1450	1455	1412
Dressed Weights	889	891	866
Beef Production (millions of pounds)	469	407	494

[AMS 2825/NW_LS410](#)

USDA BEEF CARCASS PRICE EQUIVALENT INDEX VALUE

	Choice 600-900#	Select 600-900#	Dressing percent:	
			Steer	Heifer
Change	\$373.78 (-3.09)	\$355.91 (-1.61)	63.90	63.83

[AMS 2455/LM_XB405](#)

USDA NATIONAL CUTTER COW CARCASS CUTOUT

360.80 0.94 90% Lean 466.5

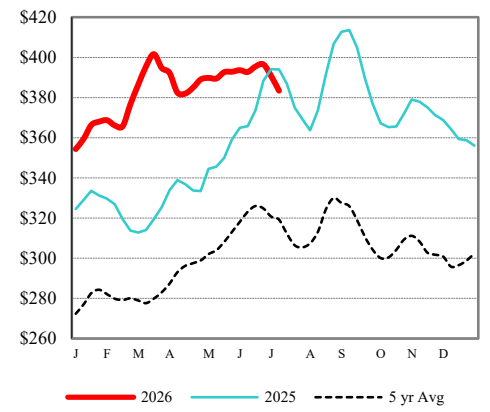
[CME LIVE CATTLE](#)

	High	Low	Change	Settle
APR	N/A			
JUN	N/A			
AUG	N/A			

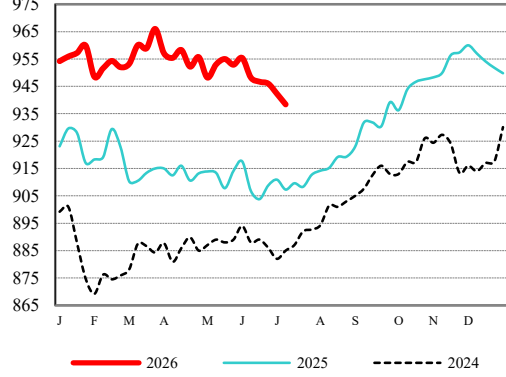
[CME FEEDER CATTLE](#)

	High	Low	Change	Settle
APR	N/A			
MAY	N/A			
AUG	N/A			

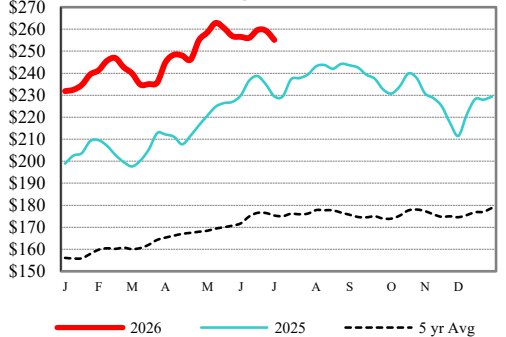
Weekly Choice Cutout



LMR Steer/Heifer Dressed Weights



5 Area Weekly Wtd Avg Steer Price



Weekly Ch/Se Spread

