



Advertised Prices for Specialty Crops Products at Major Grocery Store Outlets ending during the period of 7/4/2026 to 7/16/2026

The information contained in this report reflects prices advertised by major grocery retailers to consumers through circulars and digital promotions and gathered by USDA through a weekly survey.

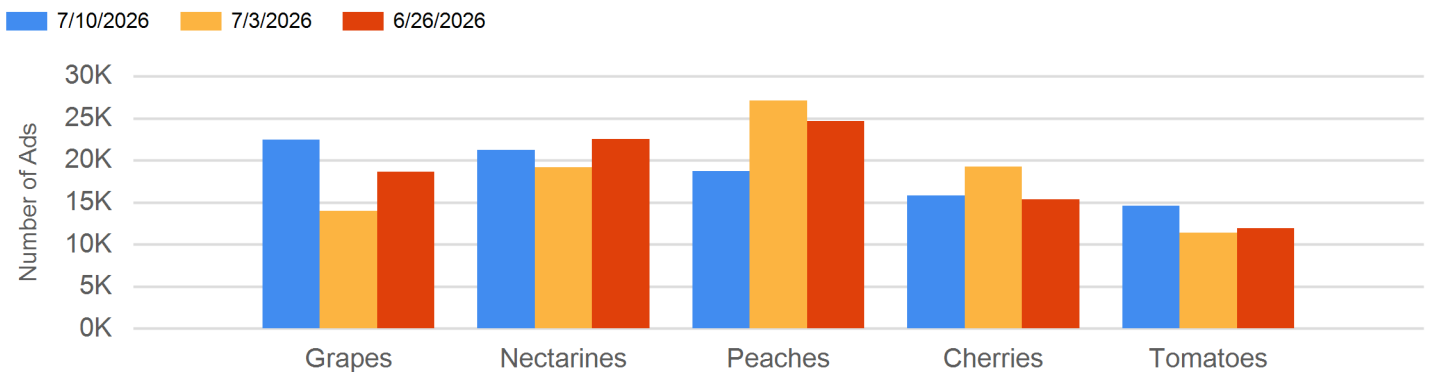
Deals for the Dog Days of Summer

With both the calendar and weather signaling that the Dog Days of summer have officially begun across much of the country, retailers are turning up the heat on promotions to draw shoppers out. This week's ads featured savings on grapes, stone fruits, cherries, tomatoes, avocados, Bell peppers, and salads. And with the 4th of July now behind us, the shift toward back-to-school is beginning to take shape, prompting some retailers to roll out early school supplies and snack deals to get families thinking ahead.

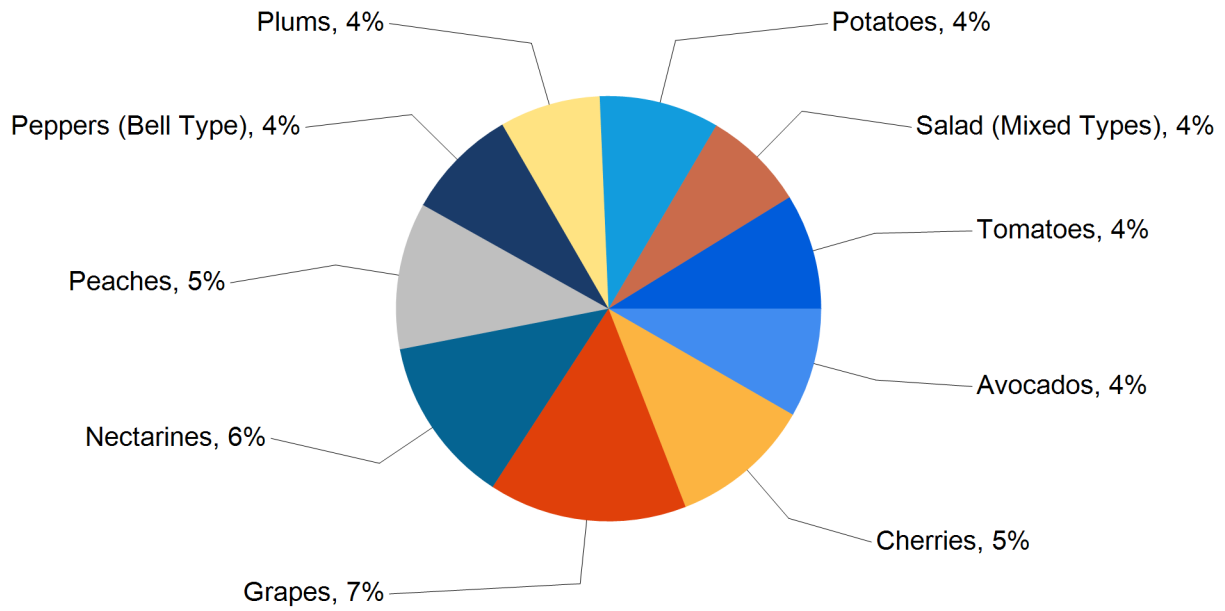
Total ad numbers this week were 313,498, a 6% increase from last week's total of 295,135. The total for the same week last year was 19% lower at 263,988. The total number of ads broken out by commodity groups: fruit 188,953 (60%), onions and potatoes 23,903 (8%), vegetables 95,145 (30%), herbs 1396, ornamentals 1810, honey 2247, and hemp 44. The number of ads for organic produce was 48,777, 16% of total ads.

The following are the prices of major advertised items (3,000 plus ads) this week, compared to the same week last year. Significant increases in price for fruit this week included cherries at 23%, red flesh seedless watermelons at 21%, raspberries at 19% and cantaloupes at 18%. Significant decreases included pineapples at 37%, black seedless grapes at 23%, plums at 16% and yellow flesh nectarines at 13%. Significant increases in price for potatoes and onions included yellow sweet onions per lb at 18%. There were no significant decreases for onions and potatoes this week. Significant increases in price for vegetables this week included sweet corn at 23%, organic zucchini squash at 15%, and 10-12 ounce salad mix at 12%. The only significant decrease for vegetables this week was cucumbers at 16%.

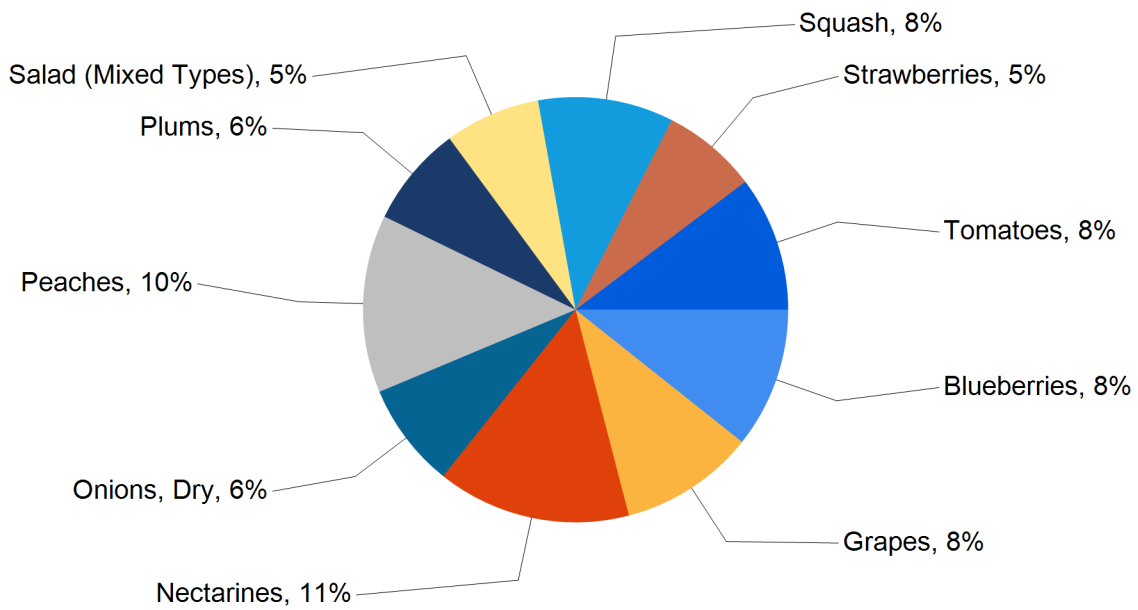
Top 5 Commodities Featured This Week



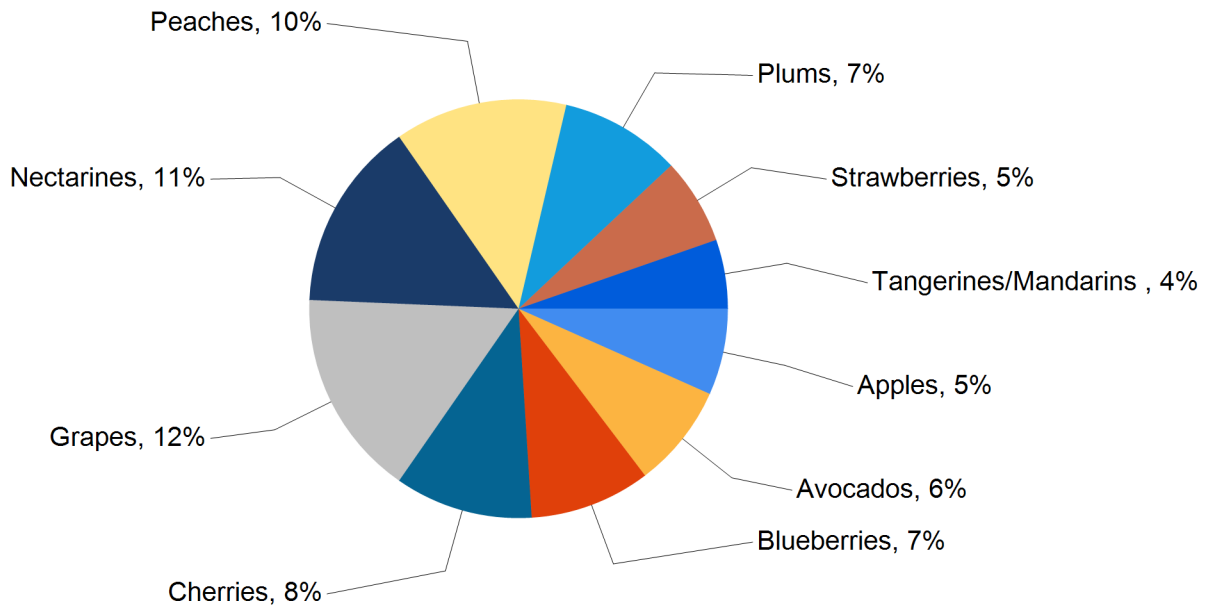
Top 10 Commodities as Percentage of Total Conventional Ads



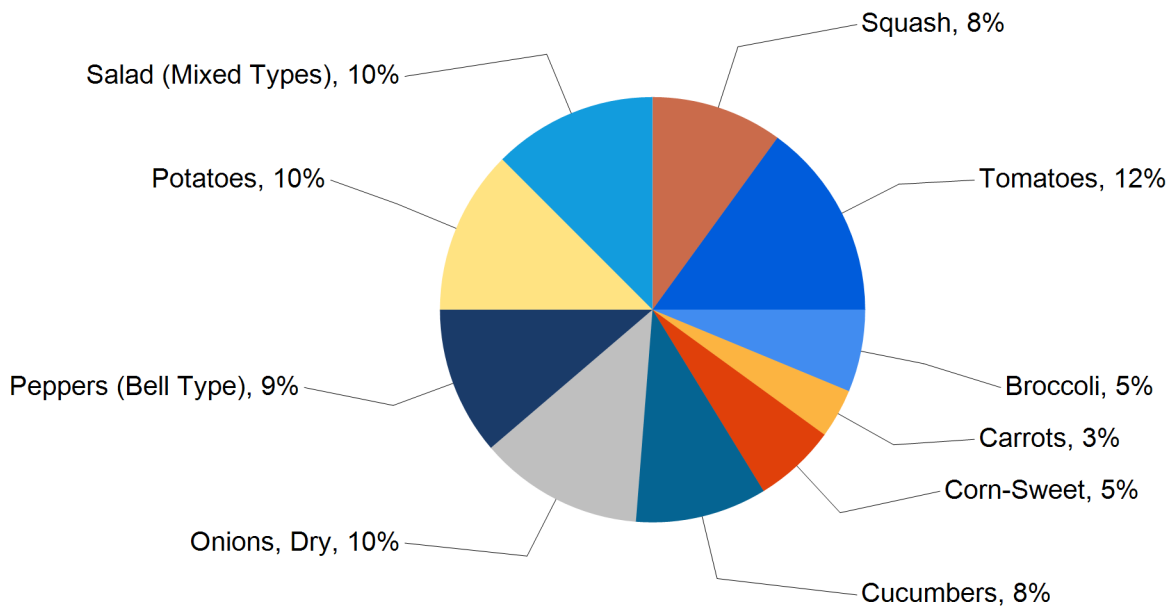
Top 10 Commodities as Percentage of Total Organic Ads



Top 10 Fruits as Percentage of Total Fruit Ads



Top 10 Vegetables as Percentage of Total Vegetable Ads Including Onions and Potatoes





NATIONAL CONVENTIONAL SUMMARY

(not including AK & HI)

Fruit								
Commodity	Variety	Unit	THIS WEEK		LAST WEEK		LAST YEAR	
			Number of Ads	Wtd Avg Price	Number of Ads	Wtd Avg Price	Number of Ads	Wtd Avg Price
Apples	Ambrosia	per lb	163	1.29			218	2.49
Apples	COSMIC CRISP	3 lb bag	44	4.99				
Apples	COSMIC CRISP	per lb	1,943	2.42	323	2.17	1,675	1.88
Apples	Envy	per lb	487	2.33			521	1.78
Apples	Fuji	3 lb bag	34	3.99			69	2.77
Apples	Fuji	5 lb bag	120	5.00				
Apples	Fuji	per lb	984	1.69	61	0.89	1,427	1.77
Apples	Gala/Royal Gala	3 lb bag	20	3.00	55	3.00	85	3.53
Apples	Gala/Royal Gala	each	65	0.50				
Apples	Gala/Royal Gala	per lb	207	2.29	139	2.27	955	2.12
Apples	Granny Smith	3 lb bag	39	3.49				
Apples	Granny Smith	5 lb bag	120	5.00				
Apples	Granny Smith	per lb	156	1.90	107	0.99	1,194	2.01
Apples	Honeycrisp	2 lb bag	59	4.99				
Apples	Honeycrisp	3 lb bag	39	5.99	1,840	6.49		
Apples	Honeycrisp	per lb	2,477	2.51	1,521	2.55	861	2.63
Apples	McIntosh	3 lb bag	20	3.00				
Apples	Pink Lady/Cripps Pink	5 lb bag	120	5.00				
Apples	Pink Lady/Cripps Pink	per lb	961	1.53			848	1.48
Apples	Red Delicious	3 lb bag	34	3.99			76	3.39
Apples	Red Delicious	per lb	189	1.34			133	1.48
Apples, Processed	Juice	128 oz (1 gallon)	38	6.99			38	6.99
Apples, Processed	Juice	64 oz (1/2 gallon)	3,521	2.86	973	2.94	3,603	2.44
Apples, Processed	Juice	96 oz (3/4 gallon)	374	3.98			24	3.39
Apples, Processed	Juice Marked Cider	64 oz (1/2 gallon)	71	2.10			110	3.44
Apricots		per lb	143	3.60	60	3.99	179	4.16
Avocados	Hass	4 count mesh bags	481	4.84	559	4.85		
Avocados	Hass	5 count mesh bags	377	4.72	451	4.63		
Avocados	Hass	each	6,100	0.86	2,540	1.34	4,612	0.89
Avocados	Hass-Marked Extra Large	3 count mesh bags	74	4.99				
Avocados	Hass-Marked Extra Large	each	250	1.94	439	1.57		
Avocados	Hass-Marked Large	each	743	1.26	1,495	1.20	427	1.52
Avocados	Hass-Marked Medium	each	796	1.29	1,100	1.23	1,106	1.21
Avocados	Hass-Marked Small	each	363	0.48	46	0.33	156	0.57
Avocados	Various Greenskin Varieties	each	1,195	2.50			585	2.99
Bananas		per lb	244	0.62	441	0.57	365	0.63
Blackberries		1 pint (11-12 oz cntr w/ lid)	27	3.00	106	5.99	698	4.84
Blackberries		5.6-6 oz package	2,289	3.22	5,410	2.96	2,597	2.78

Wtd Avg - Simple weighted average



Weekly Grocery Store Specialty Crops Feature Activity
Friday, July 10, 2026 - Page 5

Commodity	Variety	Unit	THIS WEEK		LAST WEEK		LAST YEAR	
			Number of Ads	Wtd Avg Price	Number of Ads	Wtd Avg Price	Number of Ads	Wtd Avg Price
Blueberries		1 pint (11-12 oz cntr w/ lid)	6,923	2.66	4,781	3.52	6,691	2.63
Blueberries		18 oz package	1,222	4.77	2,069	4.36	2,200	4.84
Blueberries		6 oz package	921	3.06	86	1.94	1,350	3.08
Blueberries		9.8 oz package	78	4.99				
Cactus Pears		each	55	0.50	55	0.50		
Cactus Pears		per lb	84	1.14			72	0.89
Cantaloupes		each	3,868	3.08	3,307	3.34	9,535	2.60
Cantaloupes		per lb	25	1.29			622	0.63
Cherries	Rainier	per lb	2,075	6.95	4,492	6.03	6,257	5.49
Cherries	Red Varieties	per lb	11,394	4.04	13,653	3.16	8,565	3.28
Clementines		2 lb bag	54	4.49	83	4.99	201	4.99
Clementines		3 lb bag	334	4.16	38	5.99	186	5.00
Coconut		each	40	1.50				
Coconut	YOUNG TYPE	each	36	2.99				
Grapefruit	RED	3 lb bags	35	3.99				
Grapefruit	RED	each	35	0.99				
Grapefruit	RED	per lb	82	1.21				
Grapes	Black Seedless	per lb	3,498	2.31	835	2.99	446	2.99
Grapes	Red Seedless	2 lb container with lid	297	3.80	26	5.00		
Grapes	Red Seedless	per lb	7,380	2.53	3,871	3.47	4,126	2.65
Grapes	White Seedless Type	2 lb container with lid	369	3.74	26	5.00		
Grapes	White Seedless Type	per lb	7,252	2.62	5,269	3.05	3,901	2.71
Honeydews		each	415	3.51	1,737	4.31	2,459	2.61
Honeydews		per lb	25	1.29			47	0.87
Kiwifruit	Hayward	1 lb bag	228	0.50				
Kiwifruit	Hayward	1-lb containers with lids	135	5.68	133	4.99	307	3.35
Kiwifruit	Hayward	each	117	0.53	177	0.55	391	0.54
Kiwifruit	Yellow Flesh	1 lb bag	24	4.99				
Kiwifruit	Yellow Flesh	1-lb containers with lids	518	5.30	438	4.62	314	4.65
Lemons		2 lb bag	1,547	4.70	666	4.21	691	4.00
Lemons		5 lb bag	183	5.99	183	5.99		
Lemons		each	1,313	0.51	1,702	0.59	1,237	0.72
Lemons		per lb	80	0.33	274	0.63	192	0.80
Limes		2 pound bags	1,642	4.80	763	4.85		
Limes		each	1,662	0.34	2,880	0.42	759	0.48
Limes		per lb	163	0.59	178	0.90	83	0.92
Mangoes	Round Varieties	each	1,646	1.07	1,057	1.50	4,312	0.99
Mangoes	Round Varieties Marked Extra Large	each	42	2.00	79	1.77	262	1.17
Mangoes	Round Varieties Marked Large	each	567	1.27	485	1.50	523	1.06
Mangoes	Yellow Varieties	each	811	0.74	741	1.03	1,596	1.01
Mangoes	Yellow Varieties Marked Large	each	303	0.97				
Nectarines	Various White Flesh Varieties	2 lb bags	183	5.00	183	5.00		
Nectarines	Various White Flesh Varieties	per lb	5,069	2.70	6,016	2.60	3,976	2.83
Nectarines	Various Yellow Flesh Varieties	2 lb bags	1,739	3.35	501	4.23		

Wtd Avg - Simple weighted average



Commodity	Variety	Unit	THIS WEEK		LAST WEEK		LAST YEAR	
			Number of Ads	Wtd Avg Price	Number of Ads	Wtd Avg Price	Number of Ads	Wtd Avg Price
Nectarines	Various Yellow Flesh Varieties	per lb	8,954	2.31	9,246	2.51	6,377	2.67
Oranges	Navel	3 lb bag	830	4.88			395	5.99
Oranges	Navel	4 lb bag	512	5.29	234	5.64	26	4.98
Oranges	Navel	each	215	1.38	390	1.20	896	1.12
Oranges	Navel	per lb	709	1.60	673	1.17	426	1.49
Oranges	Valencia	per lb	35	0.88	55	0.99		
Papaya	Maradol/Tainung Types	per lb	790	1.03	531	1.02	978	0.99
Papaya	Solo Type	per lb	45	0.99				
Peaches	Various White Flesh Varieties	2 lb bags	183	5.00	183	5.00		
Peaches	Various White Flesh Varieties	per lb	4,484	2.79	5,803	2.66	3,850	2.91
Peaches	Various Yellow Flesh Varieties	2 lb bags	449	4.70	2,301	3.25		
Peaches	Various Yellow Flesh Varieties	per lb	8,778	2.29	15,154	2.03	11,636	2.15
Pears	Bartlett	per lb	525	1.90			106	2.49
Pears	Bosc	per lb	228	1.91			38	1.99
Pears	D'Anjou	each	65	0.50				
Pears	D'Anjou	per lb	216	1.95			167	1.49
Pineapples		each	4,051	2.33	2,911	2.63	1,219	3.68
Pineapples		per lb	384	0.83	162	0.75	229	0.83
Plantains		per lb	228	0.76	230	0.83		
Plums		2 lb bags	1,522	3.11	420	3.95		
Plums		per lb	6,973	2.26	5,144	2.59	5,844	2.70
Plums	Interspecific Type	2 lb bags	126	4.98	126	4.98		
Plums	Interspecific Type	per lb	953	3.34	1,225	3.50	710	3.34
Raspberries		1 pint (11-12 oz cntr w/ lid)	702	4.54	170	4.99	442	4.76
Raspberries		6 oz package	3,518	3.51	2,948	2.96	2,452	2.95
Satsumas		5 lb bag	103	2.50				
Strawberries		1 lb package	6,093	2.90	7,619	2.82	5,549	3.12
Strawberries		2 lb package	1,215	5.18	1,803	4.49	2,488	4.27
Tangerines/Mandarins		2 lb bag	165	4.39	382	4.41	259	4.79
Tangerines/Mandarins		3 lb bag	6,862	4.17	815	5.21	4,005	3.87
Tangerines/Mandarins		each	76	0.89			160	0.38
Watermelons	Red Flesh Seeded Type	each	22	6.99	82	6.18		
Watermelons	Red Flesh Seeded Type	per lb	205	0.52	97	0.30	21	0.50
Watermelons	Red Flesh Seedless Miniature	each	3,231	3.63	688	3.24	3,470	2.99
Watermelons	Red Flesh Seedless Type	each	2,461	5.19	14,418	4.81	2,414	5.30
Watermelons	Red Flesh Seedless Type	per lb	778	0.51	655	0.45	511	0.58

Potatoes & Onions

Commodity	Variety	Unit	THIS WEEK		LAST WEEK		LAST YEAR	
			Number of Ads	Wtd Avg Price	Number of Ads	Wtd Avg Price	Number of Ads	Wtd Avg Price
Onions, Dry	RED	per lb	138	1.57	1,324	1.31	339	1.40
Onions, Dry	WHITE	per lb	188	0.83	617	0.90	1,213	1.05
Onions, Dry	YELLOW	2 lb bag	161	2.36	130	1.86	968	1.24
Onions, Dry	YELLOW	3 lb bag	2,073	3.25	399	2.60	561	2.01
Onions, Dry	YELLOW	5 lb bag	65	5.99			46	3.99

Wtd Avg - Simple weighted average



Weekly Grocery Store Specialty Crops Feature Activity
Friday, July 10, 2026 - Page 7

Commodity	Variety	Unit	THIS WEEK		LAST WEEK		LAST YEAR	
			Number of Ads	Wtd Avg Price	Number of Ads	Wtd Avg Price	Number of Ads	Wtd Avg Price
Onions, Dry	YELLOW	per lb	860	0.92	385	0.72	32	0.49
Onions, Dry	YELLOW MARKED SWEET	2 lb bag	344	1.92	534	2.57		
Onions, Dry	YELLOW MARKED SWEET	3 lb bag	607	3.59	564	3.02	650	3.19
Onions, Dry	YELLOW MARKED SWEET	4 lb bag	183	4.99	1,353	3.27		
Onions, Dry	YELLOW MARKED SWEET	5 lb bag	245	4.99	39	4.99	866	4.24
Onions, Dry	YELLOW MARKED SWEET	per lb	4,621	1.38	5,032	1.31	2,366	1.17
Potatoes	FINGERLING	24 oz bag	295	3.99				
Potatoes	MIXED COLORS	24 oz bag	47	3.84	454	3.16		
Potatoes	ROUND RED	24 oz bag	1,510	2.54	592	3.03		
Potatoes	ROUND RED	3 lb bag	285	3.03			85	2.62
Potatoes	ROUND RED	4 lb bag	31	1.50	31	1.98		
Potatoes	ROUND RED	5 lb bag	745	4.49	1,053	4.21	1,145	4.20
Potatoes	ROUND RED	per lb	270	1.46	187	0.95	267	1.41
Potatoes	ROUND WHITE	5 lb bag	432	4.84				
Potatoes	ROUND WHITE	per lb	97	0.99	42	0.99	42	0.99
Potatoes	RUSSET	10 lb bag	156	2.94	516	3.33	135	3.20
Potatoes	RUSSET	3 lb bag	22	0.99			95	1.55
Potatoes	RUSSET	5 lb bag	3,707	3.03	3,254	3.04	2,885	3.28
Potatoes	RUSSET	8 lb bag	227	3.53	227	4.59	107	3.99
Potatoes	RUSSET	per lb	1,202	0.96	495	0.79	1,354	0.95
Potatoes	YELLOW TYPE	24 oz bag	1,510	2.54	592	3.03		
Potatoes	YELLOW TYPE	3 lb bag	156	2.96			20	2.99
Potatoes	YELLOW TYPE	5 lb bag	549	4.99	577	4.31	105	2.99
Potatoes	YELLOW TYPE	per lb	149	0.68	122	0.99	229	1.46

Vegetables

Commodity	Variety	Unit	THIS WEEK		LAST WEEK		LAST YEAR	
			Number of Ads	Wtd Avg Price	Number of Ads	Wtd Avg Price	Number of Ads	Wtd Avg Price
Asparagus	GREEN	per lb	700	3.59	5,568	3.63	3,194	3.09
Beans	ROUND GREEN TYPE	12 oz bag	219	3.42	222	3.32	185	2.50
Beans	ROUND GREEN TYPE	per lb	332	1.77	495	1.59	568	1.78
Beets		per bunch	85	4.52			65	3.99
Beets		per lb	93	0.95	34	1.19	76	0.87
Broccoli		per bunch	1,793	3.02	1,301	3.03	1,590	2.99
Broccoli		per lb	180	1.41	199	1.99	98	1.99
Broccoli	BABY HYBRID TYPE	per bunch	1,195	2.99				
Broccoli	CROWN CUT	per lb	2,511	1.90	643	2.09	1,131	1.70
Brussels Sprouts		12 oz bag	36	3.00	103	3.19	314	2.91
Brussels Sprouts		per lb	29	1.99	35	1.69	107	2.99
Cabbage	RED TYPE	per lb	58	2.17				
Cabbage	ROUND GREEN TYPE	per lb	1,881	0.87	663	0.64	1,695	0.75
Cactus Leaf (Nopales)		1-1.5 lb bags	65	2.49	61	2.97		
Carrots		1 lb bag	39	1.29			63	1.29
Carrots		2 lb bag	81	2.28	34	2.00	283	1.64
Carrots		per bunch	57	2.34			37	2.00
Carrots		per lb	165	0.86			20	0.99

Wtd Avg - Simple weighted average



Weekly Grocery Store Specialty Crops Feature Activity
Friday, July 10, 2026 - Page 8

Commodity	Variety	Unit	THIS WEEK		LAST WEEK		LAST YEAR	
			Number of Ads	Wtd Avg Price	Number of Ads	Wtd Avg Price	Number of Ads	Wtd Avg Price
Carrots	BABY PEELED	1 lb bag	2,816	1.39	1,641	1.30	830	1.47
Carrots	BABY PEELED	2 lb bag	442	2.82	389	2.63	834	2.44
Carrots	Baby Peeled Type Marked Small	12 oz bag	72	2.49				
Cauliflower		each	1,199	3.59	180	3.29	935	3.40
Cauliflower		per lb	471	1.77	412	1.94	334	1.83
Celery		each	1,439	1.89	235	1.53	577	1.41
Chayote		per lb	59	0.99				
Cilantro		per bunch	639	0.64	772	0.59	969	0.78
Collards		1 lb bag	37	2.99				
Collards		per bunch	47	1.27			359	1.75
Collards		per lb	37	1.49	22	0.99	190	1.49
Corn-Sweet		each	4,424	0.53	11,234	0.39	2,699	0.43
Corn-Sweet		trays 4-5 ears film wrapped	2,014	4.26	6,343	3.27	1,704	4.14
Cucumbers		each	5,427	0.72	1,371	0.61	3,948	0.86
Cucumbers	LONG SEEDLESS - Greenhouse	each	1,108	1.31	1,558	1.48	2,845	1.36
Cucumbers	PERSIAN - Greenhouse	12-14 oz trays filmwrapped	1,308	1.62	126	3.52		
Cucumbers	PERSIAN - Greenhouse	16 oz bag	268	2.89	1,492	3.00		
Cucumbers	PERSIAN - Greenhouse	32 oz bag	237	4.54	750	4.99		
Cucumbers	PERSIAN - Greenhouse	5-6 ct trays filmwrapped	568	2.11	941	2.26		
Cucumbers	PERSIAN - Greenhouse	per lb	45	0.69	95	0.69		
Cucumbers	Pickles-Kirby Type	per lb	108	2.70				
Curly Parsley		per bunch	190	0.99				
Eggplant		each	74	1.49	74	1.49	185	0.99
Eggplant		per lb	621	1.73	778	1.48	576	1.12
Garlic		per sleeve	385	1.99	168	1.77	164	1.80
Jalapeno Peppers		per lb	1,342	1.66	1,166	1.56	255	1.29
Jicama		per lb	61	0.69	350	0.62		
Kale		per lb	37	1.49	22	0.99	190	1.49
Leeks		per lb	107	3.99				
Lettuce	Boston	each	144	1.50				
Lettuce	Green Leaf	each	607	1.87	177	2.19	270	1.49
Lettuce	Green Leaf	per lb	22	2.49	319	1.87	310	1.99
Lettuce	Red Leaf	each	542	1.92	177	2.19	302	1.44
Lettuce	Red Leaf	per lb	22	2.49	319	1.87	310	1.99
Lettuce	Romaine	each	305	2.06	255	1.98	351	1.44
Lettuce	Romaine	per lb	129	1.66	74	1.49	65	1.99
Lettuce	Romaine (Hearts)	3 count	703	3.71	277	3.75	326	2.88
Mixed Mini Sweet Peppers		1 lb package	374	2.86	236	3.70	792	3.02
Mushrooms	CREMINI	6 oz package	90	1.99				
Mushrooms	CREMINI	8 oz package	1,980	2.04	329	2.47	302	2.15
Mushrooms	PORTOBELLA	1 lb package	78	4.49				
Mushrooms	PORTOBELLA	8 oz package	162	2.50			66	3.00
Mushrooms	WHITE	12 oz tray wrapped	59	3.00			83	2.00
Mushrooms	WHITE	6 oz package	22	1.99				

Wtd Avg - Simple weighted average



Weekly Grocery Store Specialty Crops Feature Activity
Friday, July 10, 2026 - Page 9

Commodity	Variety	Unit	THIS WEEK		LAST WEEK		LAST YEAR	
			Number of Ads	Wtd Avg Price	Number of Ads	Wtd Avg Price	Number of Ads	Wtd Avg Price
Mushrooms	WHITE	8 oz package	1,443	2.20	353	2.09	1,194	2.27
Mustard		per bunch	47	1.27			69	0.98
Onions, Green		per bunch	602	0.70	712	0.63	511	0.76
Onions, Green	BULB TYPE	per bunch	58	1.74	371	0.75		
Peppers (Bell Type)	ASSORTED COLORS	3 count filmbag	709	3.91	3,599	3.40		
Peppers (Bell Type)	GREEN	each	663	0.97	441	0.92	2,282	1.06
Peppers (Bell Type)	GREEN	per lb	45	1.59			89	0.99
Peppers (Bell Type)	ORANGE - Greenhouse	each	306	1.60	314	2.00	419	1.56
Peppers (Bell Type)	ORANGE	each	1,494	1.42	2,020	1.38	1,580	1.35
Peppers (Bell Type)	ORANGE	per lb	1,297	2.97	431	3.54	823	2.75
Peppers (Bell Type)	RED - Greenhouse	each	306	1.60	314	2.00	419	1.56
Peppers (Bell Type)	RED	each	1,408	1.36	2,185	1.36	1,798	1.40
Peppers (Bell Type)	RED	per lb	1,377	2.95	670	3.06	701	2.57
Peppers (Bell Type)	YELLOW - Greenhouse	each	306	1.60	314	2.00	419	1.56
Peppers (Bell Type)	YELLOW	each	1,494	1.42	2,042	1.38	1,430	1.37
Peppers (Bell Type)	YELLOW	per lb	1,297	2.97	431	3.54	823	2.75
Plain Parsley		per bunch	190	0.99				
Poblano Pepper		per lb	30	1.59				
Radishes		per bunch	395	1.56	450	0.76	244	1.03
Salad (Mixed Types)		1 lb package	1,394	1.78				
Salad (Mixed Types)		10-12 oz package	3,638	3.06	2,680	2.77	3,413	2.74
Salad (Mixed Types)		24 oz. package	34	2.99				
Salad (Mixed Types)		5-9 oz package	4,389	2.93	2,329	2.90	3,285	2.88
Salad (Mixed Types)	Spring Mix	5-9 oz package	243	2.74	23	3.00		
Serrano Peppers		per lb	277	1.99	87	0.84	329	1.41
Spinach		per bunch	103	1.46	22	0.99	114	1.54
Spinach	FLAT TYPE	5-7 oz package	413	2.05				
Spinach	FLAT TYPE	8-10 oz package	76	2.35	188	2.50	370	2.57
Squash	GREY	per lb	425	1.29			229	0.96
Squash	Yellow Crookneck/Straightneck	per lb	2,636	1.50	3,393	1.55	3,426	1.49
Squash	Zucchini	per lb	2,863	1.49	3,564	1.53	4,065	1.42
Sweet Potatoes		per lb	1,054	1.17	30	0.79	246	1.45
Swiss Chard		per lb	37	1.49				
Tomatillos		per lb	485	1.06	1,357	0.89	716	1.22
Tomatoes		per lb	2,179	1.99	634	1.87	1,602	1.74
Tomatoes	Cherry Type	10 oz package	425	3.17	122	3.25	423	2.85
Tomatoes	Cherry Type	16 oz	46	1.99				
Tomatoes	GRAPE TYPE	1 pint package	1,362	2.70	1,898	2.70	1,317	2.32
Tomatoes	GRAPE TYPE	10 oz package	246	3.13	457	3.07	718	2.37
Tomatoes	Plum Type (Roma)	per lb	1,476	1.23	936	0.98	2,366	0.98
Tomatoes	VINE RIPES	per lb	416	2.02	1,656	1.70	1,162	1.83
Tomatoes	VINE RIPES - Greenhouse	per lb	777	2.13	1,128	2.47	660	1.90
Tomatoes	Vine Ripes - Heirloom Varieties - Greenhouse	per lb	78	6.32			184	4.03
Tomatoes	VINE RIPES - ON THE VINE - Greenhouse	per lb	3,919	1.86	4,245	1.83	3,553	1.61
Turnip Tops		1 lb bag	37	2.99				

Wtd Avg - Simple weighted average



Commodity	Variety	Unit	THIS WEEK		LAST WEEK		LAST YEAR	
			Number of Ads	Wtd Avg Price	Number of Ads	Wtd Avg Price	Number of Ads	Wtd Avg Price
Turnip Tops		per bunch	47	1.27			69	0.98

Other Specialty Crop Items

Commodity	Variety	Unit	THIS WEEK		LAST WEEK		LAST YEAR	
			Number of Ads	Wtd Avg Price	Number of Ads	Wtd Avg Price	Number of Ads	Wtd Avg Price
Hemp Seeds Shelled		8 oz	33	7.49	221	9.62	356	9.99
Honey		12 oz	564	6.73	2,045	5.36		
Honey		16 oz	930	9.41	983	9.91		

Seasonal Items

Commodity	Variety	Unit	THIS WEEK		LAST WEEK		LAST YEAR	
			Number of Ads	Wtd Avg Price	Number of Ads	Wtd Avg Price	Number of Ads	Wtd Avg Price
Ornamentals	Chrysanthemums	4 Inch Pot	307	6.32	385	7.14		
Ornamentals	Rose, Hybrid Tea	4 Inch Pot	199	10.99				
Ornamentals	Rose, Hybrid Tea	bunched 12s	835	11.80	546	12.12	525	10.29
Ornamentals	Tulips	bunched 10s	191	8.99			68	7.99
Ornamentals	Tulips	bunched 5s	252	5.00				
Ornamentals	Tulips	bunched 7s	26	8.99				

Wtd Avg - Simple weighted average



REGIONAL CONVENTIONAL DETAILS

Commodity	Variety	Unit	NORTHEAST U.S.				SOUTHEAST U.S.				MIDWEST U.S.			
			Price Range	Number of Ads	Wtd Avg Price	% Marked Local	Price Range	Number of Ads	Wtd Avg Price	% Marked Local	Price Range	Number of Ads	Wtd Avg Price	% Marked Local
FRUIT														
Apples	COSMIC CRISP	3 lb bag									4.99	44	4.99	
Apples	COSMIC CRISP	per lb					2.49 - 2.69	1561	2.54		1.88 - 2.49	167	2.02	
Apples	Envy	per lb	2.49	65	2.49									
Apples	Fuji	3 lb bag					3.99	34	3.99					
Apples	Fuji	per lb	1.29	413	1.29									
Apples	Gala/Royal Gala	3 lb bag	3.00	20	3.00									
Apples	Gala/Royal Gala	per lb	1.99	38	1.99									
Apples	Granny Smith	3 lb bag									3.49	39	3.49	
Apples	Honeycrisp	2 lb bag					4.99	37	4.99		4.99	22	4.99	
Apples	Honeycrisp	3 lb bag									5.99	39	5.99	
Apples	Honeycrisp	per lb	1.99 - 3.29	82	2.54		1.79 - 3.29	749	2.83		2.49	708	2.49	
Apples	McIntosh	3 lb bag	3.00	20	3.00									
Apples	Pink Lady/Cripps Pink	per lb	1.29	413	1.29						1.69 - 1.79	103	1.71	
Apples	Red Delicious	3 lb bag					3.99	34	3.99					
Apples	Red Delicious	per lb					1.68	26	1.68					
Apples, Processed	Juice	128 oz (1 gallon)	6.99	38	6.99									
Apples, Processed	Juice	64 oz (1/2 gallon)	2.50 - 4.49	906	3.20		2.79 - 3.00	668	2.93		2.29 - 3.00	815	2.79	
Apples, Processed	Juice	96 oz (3/4 gallon)	3.49	24	3.49		3.49	228	3.49					
Apples, Processed	Juice Marked Cider	64 oz (1/2 gallon)									2.49	25	2.49	
Avocados	Hass	4 count mesh bags	4.99	122	4.99		4.99	86	4.99		4.49	67	4.49	
Avocados	Hass	5 count mesh bags	4.99	237	4.99		4.99	37	4.99					
Avocados	Hass	each	0.59 - 2.00	1622	0.98		0.58 - 1.49	1932	0.78		0.59 - 2.00	1145	0.78	
Avocados	Hass-Marked Extra Large	3 count mesh bags					4.99	74	4.99					
Avocados	Hass-Marked Large	each									1.29 - 1.50	581	1.30	
Avocados	Hass-Marked Medium	each	1.25	24	1.25		1.25	228	1.25					
Avocados	Various Greenskin Varieties	each					2.50	1195	2.50					
Bananas		per lb	0.59 - 0.69	45	0.65						0.48	96	0.48	
Blackberries		1 pint (11-12 oz cntr w/ lid)									3.00	27	3.00	
Blackberries		5.6-6 oz package	2.00 - 5.00	525	3.85		2.50 - 3.50	593	3.35		3.48 - 3.50	244	3.49	
Blueberries		1 pint (11-12 oz cntr w/ lid)	1.99 - 5.99	1462	2.88	1	1.99 - 3.33	3141	2.71		1.99 - 4.00	1220	2.39	
Blueberries		18 oz package					4.99	463	4.99		3.99	100	3.99	
Blueberries		6 oz package					3.50	366	3.50					
Blueberries		9.8 oz package	4.99	78	4.99									
Cantaloupes		each	2.50 - 4.00	758	3.55		2.50 - 3.99	1550	2.94		2.50	559	2.50	
Cantaloupes		per lb									1.29	25	1.29	
Cherries	Rainier	per lb	5.99	20	5.99		5.99 - 6.99	1312	6.90		5.99 - 7.99	295	7.34	
Cherries	Red Varieties	per lb	2.99 - 4.99	2226	4.01		2.99 - 4.99	4083	4.19		2.97 - 4.99	2167	3.79	

Wtd Avg - Simple weighted average



Weekly Grocery Store Specialty Crops Feature Activity
Friday, July 10, 2026 - Page 12

Commodity	Variety	Unit	NORTHEAST U.S.				SOUTHEAST U.S.				MIDWEST U.S.			
			Price Range	Number of Ads	Wtd Avg Price	% Marked Local	Price Range	Number of Ads	Wtd Avg Price	% Marked Local	Price Range	Number of Ads	Wtd Avg Price	% Marked Local
Clementines		2 lb bag	4.49	54	4.49									
Clementines		3 lb bag	5.95	29	5.95									
Coconut		each					1.50	40	1.50					
Coconut	YOUNG TYPE	each	2.99	36	2.99									
Grapefruit	RED	3 lb bags								3.99	35	3.99		
Grapefruit	RED	each								0.99	35	0.99		
Grapefruit	RED	per lb	1.29	60	1.29					0.99	22	0.99		
Grapes	Black Seedless	per lb	2.49 - 2.99	449	2.83		1.99 - 2.99	900	2.43	1.99 - 2.49	858	2.05		
Grapes	Red Seedless	2 lb container with lid	3.99	183	3.99					3.49	114	3.49		
Grapes	Red Seedless	per lb	1.99 - 3.99	753	2.65		1.99 - 3.99	2667	2.77	1.49 - 2.99	1499	2.18		
Grapes	White Seedless Type	2 lb container with lid	3.99	183	3.99					2.97 - 3.49	139	3.40		
Grapes	White Seedless Type	per lb	1.99 - 4.99	817	3.01		1.99 - 3.99	2834	2.78	1.49 - 2.49	1146	2.08		
Honeydews		each	3.50 - 4.00	333	3.73					2.99	22	2.99		
Honeydews		per lb								1.29	25	1.29		
Kiwifruit	Hayward	1 lb bag					0.50	228	0.50					
Kiwifruit	Hayward	1-lb containers with lids	5.99	107	5.99					4.49	28	4.49		
Kiwifruit	Hayward	each	0.50 - 0.60	62	0.56	61								
Kiwifruit	Yellow Flesh	1 lb bag	4.99	24	4.99									
Kiwifruit	Yellow Flesh	1-lb containers with lids					4.99	228	4.99	3.99	39	3.99		
Lemons		2 lb bag	3.49 - 3.99	254	3.85		3.49	27	3.49	2.49 - 4.99	638	4.82		
Lemons		5 lb bag	5.99	183	5.99									
Lemons		each	0.40 - 0.67	593	0.44		0.69	366	0.69	0.50 - 0.67	149	0.54		
Limes		2 pound bags	3.99	347	3.99					4.49 - 4.99	603	4.95		
Limes		each	0.20 - 0.83	658	0.42		0.10 - 1.60	131	0.53	0.33	35	0.33		
Limes		per lb								0.99	22	0.99		
Mangoes	Round Varieties	each	1.25 - 1.50	208	1.31		0.89 - 2.99	1242	0.97	0.99 - 1.25	67	1.10		
Mangoes	Yellow Varieties	each	1.00	413	1.00					0.34 - 1.49	44	0.92		
Nectarines	Various White Flesh Varieties	2 lb bags	5.00	183	5.00									
Nectarines	Various White Flesh Varieties	per lb	1.99 - 3.99	804	2.97		2.49 - 2.99	2917	2.80	1.99 - 3.69	483	2.77		
Nectarines	Various Yellow Flesh Varieties	2 lb bags	2.98 - 5.00	725	3.49		2.98 - 4.99	859	3.23					
Nectarines	Various Yellow Flesh Varieties	per lb	1.49 - 3.49	1610	2.07		1.49 - 2.99	3818	2.52	0.99 - 3.49	907	1.92		
Oranges	Navel	3 lb bag								3.49 - 4.99	179	4.47		
Oranges	Navel	4 lb bag	5.95 - 5.99	212	5.98		3.99	37	3.99	3.99 - 4.99	221	4.89		
Oranges	Navel	each	1.25 - 1.67	215	1.38									
Oranges	Navel	per lb								0.99	22	0.99		
Oranges	Valencia	per lb								0.88	35	0.88		
Papaya	Maradol/Tainung Types	per lb	1.49	67	1.49		0.98 - 1.49	105	1.18	0.99	22	0.99		
Peaches	Various White Flesh Varieties	2 lb bags	5.00	183	5.00									
Peaches	Various White Flesh Varieties	per lb	1.99 - 3.99	951	3.03		1.98 - 3.49	2011	2.97	2.99 - 3.69	238	3.58		
Peaches	Various Yellow Flesh Varieties	2 lb bags	3.99 - 5.00	314	4.58		4.99	108	4.99					
Peaches	Various Yellow Flesh Varieties	per lb	1.48 - 3.69	1754	2.13		0.99 - 2.99	2867	2.39	1.49 - 3.49	914	1.95	8	
Pears	Bartlett	per lb	1.49 - 2.49	348	1.95									
Pears	Bosc	per lb	1.49 - 1.99	228	1.91									

Wtd Avg - Simple weighted average



Weekly Grocery Store Specialty Crops Feature Activity
Friday, July 10, 2026 - Page 13

Commodity	Variety	Unit	NORTHEAST U.S.				SOUTHEAST U.S.				MIDWEST U.S.			
			Price Range	Number of Ads	Wtd Avg Price	% Marked Local	Price Range	Number of Ads	Wtd Avg Price	% Marked Local	Price Range	Number of Ads	Wtd Avg Price	% Marked Local
Pears	D'Anjou	per lb	1.99	190	1.99		1.68	26	1.68					
Pineapples		each	1.79 - 3.99	1126	2.32		1.79 - 4.00	1191	2.54		1.79 - 3.99	1193	2.25	
Plums		2 lb bags	2.98	542	2.98		2.98 - 4.99	825	3.16					
Plums		per lb	1.49 - 3.99	1311	2.13		1.49 - 3.49	2899	2.35		1.49 - 3.49	646	1.90	
Plums	Interspecific Type	per lb	2.99 - 3.99	360	3.66						2.99 - 4.99	67	3.83	
Raspberries		1 pint (11-12 oz cntr w/ lid)					2.99 - 4.99	537	4.71		3.99	22	3.99	
Raspberries		6 oz package	2.00 - 5.00	503	3.95		1.99 - 3.99	1678	3.78		3.49 - 3.99	134	3.92	
Strawberries		1 lb package	1.99 - 3.99	918	2.66		1.98 - 3.99	2880	3.06		1.99 - 4.99	572	2.98	
Strawberries		2 lb package	4.99	78	4.99		4.99 - 5.99	497	5.92		3.99 - 5.49	61	4.53	
Tangerines/Mandarins		2 lb bag	4.49	131	4.49		3.99	34	3.99					
Tangerines/Mandarins		3 lb bag	2.99 - 6.99	1925	4.78		2.99 - 4.99	2249	3.84		2.99 - 4.99	1305	3.67	
Tangerines/Mandarins		each	0.89	76	0.89									
Watermelons	Red Flesh Seeded Type	each									6.99	22	6.99	
Watermelons	Red Flesh Seedless Miniature	each	2.99 - 4.99	539	4.22		2.99 - 3.49	1322	3.40		2.99 - 3.99	761	3.20	
Watermelons	Red Flesh Seedless Type	each	3.99 - 6.99	636	5.50		2.98 - 7.00	654	5.48		2.99 - 6.99	660	4.15 5	
Watermelons	Red Flesh Seedless Type	per lb	0.49 - 0.99	63	0.69									

POTATOES & ONIONS

Onions, Dry	RED	per lb									1.49	23	1.49
Onions, Dry	WHITE	per lb	1.29	38	1.29								
Onions, Dry	YELLOW	2 lb bag					1.68	26	1.68		2.49	135	2.49
Onions, Dry	YELLOW	3 lb bag					2.69 - 3.49	1592	3.32		2.69 - 3.99	221	3.86
Onions, Dry	YELLOW	5 lb bag	5.99	65	5.99								
Onions, Dry	YELLOW	per lb	0.99 - 1.99	100	1.64		1.28	53	1.28				
Onions, Dry	YELLOW MARKED SWEET	2 lb bag	1.99	175	1.99						0.67 - 2.49	55	1.56
Onions, Dry	YELLOW MARKED SWEET	3 lb bag	2.99 - 3.99	469	3.55		3.50 - 3.99	101	3.63		3.99	37	3.99
Onions, Dry	YELLOW MARKED SWEET	4 lb bag	4.99	183	4.99								
Onions, Dry	YELLOW MARKED SWEET	5 lb bag									4.99	245	4.99
Onions, Dry	YELLOW MARKED SWEET	per lb	0.99 - 1.79	972	1.19		1.19 - 1.79	1037	1.46 44		0.97 - 1.59	1194	1.45
Potatoes	FINGERLING	24 oz bag					3.99	37	3.99				
Potatoes	MIXED COLORS	24 oz bag	4.99	20	4.99								
Potatoes	ROUND RED	24 oz bag	4.00	20	4.00		1.99	1094	1.99				
Potatoes	ROUND RED	3 lb bag	5.49	46	5.49		1.48 - 3.00	56	2.29		2.99	20	2.99
Potatoes	ROUND RED	4 lb bag					1.50	31	1.50				
Potatoes	ROUND RED	5 lb bag	2.99 - 4.99	289	4.33		2.99 - 4.99	456	4.60				
Potatoes	ROUND RED	per lb	0.99 - 4.99	70	2.99		0.99	34	0.99				
Potatoes	ROUND WHITE	5 lb bag					4.99	366	4.99				
Potatoes	RUSSET	10 lb bag					3.98	53	3.98				
Potatoes	RUSSET	3 lb bag									0.99	22	0.99

Wtd Avg - Simple weighted average



Weekly Grocery Store Specialty Crops Feature Activity
Friday, July 10, 2026 - Page 14

Commodity	Variety	Unit	NORTHEAST U.S.				SOUTHEAST U.S.				MIDWEST U.S.			
			Price Range	Number of Ads	Wtd Avg Price	% Marked Local	Price Range	Number of Ads	Wtd Avg Price	% Marked Local	Price Range	Number of Ads	Wtd Avg Price	% Marked Local
Potatoes	RUSSET	5 lb bag	1.99 - 5.99	698	2.74		2.29 - 3.99	1696	3.51		1.50 - 3.00	500	2.93	
Potatoes	RUSSET	8 lb bag					2.99	37	2.99		2.88 - 3.29	83	3.18	
Potatoes	RUSSET	per lb	0.79 - 1.29	962	1.01		0.89	73	0.89		0.89	44	0.89	
Potatoes	YELLOW TYPE	24 oz bag	4.00	20	4.00		1.99	1094	1.99					
Potatoes	YELLOW TYPE	3 lb bag	0.99 - 5.49	106	2.94		3.00	30	3.00		2.99	20	2.99	
Potatoes	YELLOW TYPE	5 lb bag	4.99	183	4.99		4.99	366	4.99					
VEGETABLES														
Asparagus	GREEN	per lb	3.99	59	3.99		3.49 - 3.99	528	3.55		3.49	22	3.49	
Beans	ROUND GREEN TYPE	12 oz bag	3.50	183	3.50									
Beans	ROUND GREEN TYPE	per lb	1.49 - 2.99	205	1.64	9	1.99	74	1.99					
Beets		per bunch	2.99 - 4.99	85	4.52	100								
Beets		per lb	0.99	20	0.99		0.88	31	0.88					
Broccoli		per bunch					2.99 - 3.50	1561	3.11		3.00	106	3.00	
Broccoli	BABY HYBRID TYPE	per bunch					2.99	1195	2.99					
Broccoli	CROWN CUT	per lb	1.49 - 1.99	559	1.79		1.79 - 1.99	1158	1.80		1.69 - 2.69	334	1.89	
Brussels Sprouts		per lb	1.99	29	1.99									
Cabbage	RED TYPE	per lb	0.99 - 2.79	58	2.17	34								
Cabbage	ROUND GREEN TYPE	per lb	0.59 - 0.99	308	0.78	18	0.49 - 0.99	724	0.82		0.79 - 0.89	142	0.82	85
Carrots		1 lb bag									1.29	39	1.29	
Carrots		per bunch	1.99 - 2.99	57	2.34	35								
Carrots		per lb	0.99	20	0.99		0.99	34	0.99					
Carrots	BABY PEELED	1 lb bag	0.99 - 1.99	878	1.80		0.99 - 1.67	1599	1.18		1.29 - 1.39	202	1.34	
Carrots	BABY PEELED	2 lb bag	2.99	293	2.99						2.50	103	2.50	
Carrots	Baby Peeled Type Marked Small	12 oz bag	2.49	72	2.49									
Cauliflower		each	3.99	293	3.99		3.50	366	3.50		2.69 - 3.99	403	3.31	
Cauliflower		per lb	3.99	35	3.99									
Celery		each	1.49 - 1.50	191	1.49		0.98 - 1.99	1226	1.96		0.99	22	0.99	
Chayote		per lb	0.99	29	0.99									
Cilantro		per bunch					0.78	26	0.78		0.50	22	0.50	
Collards		1 lb bag					2.99	37	2.99					
Collards		per lb	1.49	37	1.49	100								
Corn-Sweet		each	0.25 - 1.66	693	0.60		0.25 - 0.60	2332	0.52	1	0.33 - 0.60	634	0.48	
Corn-Sweet		trays 4-5 ears film wrapped	3.99 - 5.49	542	5.10		3.99	1269	3.99		2.99 - 3.99	61	3.35	
Cucumbers		each	0.65 - 1.50	1120	0.80	6	0.39 - 0.89	1410	0.72	1	0.65 - 0.99	1269	0.73	3
Cucumbers	LONG SEEDLESS - Greenhouse	each	0.99 - 1.67	817	1.21		1.67	228	1.67		1.50	20	1.50	
Cucumbers	PERSIAN - Greenhouse	12-14 oz trays filmwrapped	1.49	76	1.49		1.49 - 2.50	1168	1.55					
Cucumbers	PERSIAN - Greenhouse	16 oz bag	2.99	74	2.99		2.99	37	2.99		2.50 - 2.88	157	2.81	
Cucumbers	PERSIAN - Greenhouse	32 oz bag	3.00 - 5.00	237	4.54									
Cucumbers	PERSIAN - Greenhouse	5-6 ct trays filmwrapped	2.99	185	2.99						1.69	383	1.69	
Cucumbers	Pickles-Kirby Type	per lb	1.99 - 2.99	85	2.75	100								
Curly Parsley		per bunch	0.99	190	0.99	100								
Eggplant		each					1.49	74	1.49					

Wtd Avg - Simple weighted average



Weekly Grocery Store Specialty Crops Feature Activity
Friday, July 10, 2026 - Page 15

Commodity	Variety	Unit	NORTHEAST U.S.				SOUTHEAST U.S.				MIDWEST U.S.			
			Price Range	Number of Ads	Wtd Avg Price	% Marked Local	Price Range	Number of Ads	Wtd Avg Price	% Marked Local	Price Range	Number of Ads	Wtd Avg Price	% Marked Local
Eggplant		per lb	1.49 - 1.99	586	1.74	3					1.49	35	1.49	
Garlic		per sleeve	1.67 - 2.99	114	2.48									
Jalapeno Peppers		per lb									1.89 - 1.99	581	1.89	
Kale		per lb	1.49	37	1.49	100								
Leeks		per lb	3.99	107	3.99									
Lettuce	Boston	each	1.50	144	1.50	100								
Lettuce	Green Leaf	each	1.49 - 2.49	375	1.92	73				0.99 - 2.79	44	1.89		
Lettuce	Green Leaf	per lb								2.49	22	2.49		
Lettuce	Red Leaf	each	1.50 - 2.49	310	2.01	88				0.99 - 2.79	44	1.89		
Lettuce	Red Leaf	per lb								2.49	22	2.49		
Lettuce	Romaine	each	1.50 - 2.79	283	2.00	74				2.79	22	2.79		
Lettuce	Romaine	per lb	1.49	107	1.49	100				2.49	22	2.49		
Lettuce	Romaine (Hearts)	3 count	3.50	183	3.50		3.99	74	3.99	3.49	199	3.49		
Mixed Mini Sweet Peppers		1 lb package	2.50	24	2.50		2.50	228	2.50	3.49	22	3.49		
Mushrooms	CREMINI	6 oz package					1.99	90	1.99					
Mushrooms	CREMINI	8 oz package	1.89 - 2.50	442	2.12		2.00 - 2.50	1229	2.01	2.00	39	2.00		
Mushrooms	PORTOBELLA	1 lb package	4.49	78	4.49									
Mushrooms	PORTOBELLA	8 oz package	2.50	162	2.50									
Mushrooms	WHITE	12 oz tray wrapped	3.00	59	3.00									
Mushrooms	WHITE	6 oz package	1.99	22	1.99									
Mushrooms	WHITE	8 oz package	1.69 - 2.50	688	2.26					1.49 - 2.50	610	2.04		
Onions, Green		per bunch	0.39 - 0.99	375	0.75	17	0.65 - 0.78	60	0.71					
Onions, Green	BULB TYPE	per bunch	2.49	36	2.49					0.50	22	0.50		
Peppers (Bell Type)	ASSORTED COLORS	3 count filmbag	5.00	183	5.00		3.33 - 3.99	400	3.39					
Peppers (Bell Type)	GREEN	each	1.25	46	1.25		0.99	74	0.99	0.79 - 0.99	200	0.86	19	
Peppers (Bell Type)	ORANGE - Greenhouse	each	1.59	272	1.59									
Peppers (Bell Type)	ORANGE	each	1.25 - 1.67	220	1.58		1.50 - 1.67	330	1.65	0.97 - 1.67	214	1.47		
Peppers (Bell Type)	ORANGE	per lb	1.99 - 2.99	79	2.74		2.99	1195	2.99	2.49	23	2.49		
Peppers (Bell Type)	RED - Greenhouse	each	1.59	272	1.59									
Peppers (Bell Type)	RED	each	1.25 - 1.67	220	1.58		1.50 - 1.99	136	1.70	0.97 - 1.67	214	1.47		
Peppers (Bell Type)	RED	per lb	1.99 - 3.49	159	2.74		2.99	1195	2.99	2.49	23	2.49		
Peppers (Bell Type)	YELLOW - Greenhouse	each	1.59	272	1.59									
Peppers (Bell Type)	YELLOW	each	1.25 - 1.67	220	1.58		1.50 - 1.67	330	1.65	0.97 - 1.67	214	1.47		
Peppers (Bell Type)	YELLOW	per lb	1.99 - 2.99	79	2.74		2.99	1195	2.99	2.49	23	2.49		
Plain Parsley		per bunch	0.99	190	0.99	100								
Radishes		per bunch	1.50 - 2.49	258	1.79	88								
Salad (Mixed Types)		1 lb package					1.49	1195	1.49	3.49	199	3.49		
Salad (Mixed Types)		10-12 oz package	2.29 - 3.69	864	2.64		2.50 - 3.99	594	3.64	2.49 - 4.99	1085	3.24		
Salad (Mixed Types)		24 oz. package					2.99	34	2.99					
Salad (Mixed Types)		5-9 oz package	2.00 - 3.99	894	2.72		2.00 - 3.66	1871	3.01	2.49 - 3.49	996	3.08		

Wtd Avg - Simple weighted average



Weekly Grocery Store Specialty Crops Feature Activity
Friday, July 10, 2026 - Page 16

Commodity	Variety	Unit	NORTHEAST U.S.				SOUTHEAST U.S.				MIDWEST U.S.			
			Price Range	Number of Ads	Wtd Avg Price	% Marked Local	Price Range	Number of Ads	Wtd Avg Price	% Marked Local	Price Range	Number of Ads	Wtd Avg Price	% Marked Local
Salad (Mixed Types)	Spring Mix	5-9 oz package	2.50 - 3.50	243	2.74									
Serrano Peppers		per lb					1.99	277	1.99					
Spinach		per bunch	1.49	36	1.49									
Spinach	FLAT TYPE	5-7 oz package	1.67 - 3.50	59	2.76		1.67	228	1.67					
Squash	GREY	per lb	1.29	36	1.29									
Squash	Yellow Crookneck/Straightneck	per lb	0.99 - 1.99	1058	1.31	10	0.98 - 1.99	516	1.66	12	1.29 - 1.69	253	1.63	15
Squash	Zucchini	per lb	0.99 - 1.99	1058	1.31	10	0.98 - 1.99	516	1.66	12	1.29 - 1.69	253	1.63	15
Sweet Potatoes		per lb	0.99	413	0.99		0.88 - 0.98	110	0.96	23	1.29 - 1.68	305	1.54	
Swiss Chard		per lb	1.49	37	1.49	100								
Tomatillos		per lb					1.29	277	1.29		0.99	22	0.99	
Tomatoes		per lb	1.49 - 1.99	406	1.61	14	1.99	1314	1.99	9	1.69 - 2.49	293	2.32	13
Tomatoes	Cherry Type	10 oz package	2.99 - 3.99	292	3.06									
Tomatoes	Cherry Type	16 oz	1.99	46	1.99									
Tomatoes	GRAPE TYPE	1 pint package	2.49 - 3.00	398	2.61		2.49 - 3.00	594	2.88		1.99 - 2.99	370	2.52	
Tomatoes	GRAPE TYPE	10 oz package	2.50	25	2.50						1.99	39	1.99	
Tomatoes	Plum Type (Roma)	per lb	0.99 - 1.49	120	1.28	30	0.98 - 1.38	91	1.10		1.29	96	1.29	
Tomatoes	VINE RIPES - Greenhouse	per lb	1.99	118	1.99		1.99 - 2.49	328	2.10		2.49	28	2.49	
Tomatoes	VINE RIPES	per lb	1.49 - 1.99	84	1.76		1.49 - 2.49	192	2.09		1.79	37	1.79	
Tomatoes	VINE RIPES - ON THE VINE - Greenhouse	per lb	1.49 - 2.99	1032	1.84		1.28 - 2.29	1038	1.93		0.99 - 2.99	564	2.13	
Turnip Tops		1 lb bag					2.99	37	2.99					
OTHER SPECIALTY CROP ITEMS														
Honey		12 oz	5.99 - 7.99	38	6.94		7.99	94	7.99		3.79	96	3.79	
Honey		16 oz	8.79 - 9.99	36	9.39	50	7.99 - 12.99	658	9.62		6.69 - 11.99	118	7.68	18
SEASONAL ITEMS														
Ornamentals	Chrysanthemums	4 Inch Pots					9.99	119	9.99		3.99	188	3.99	
Ornamentals	Rose, Hybrid Tea	4 Inch Pot									10.99	199	10.99	
Ornamentals	Rose, Hybrid Tea	bunched 12s	9.97 - 12.99	287	11.06						7.99 - 10.99	210	10.68	
Ornamentals	Tulips	bunched 5s	5.00	24	5.00		5.00	228	5.00					

Wtd Avg - Simple weighted average



Commodity	Variety	Unit	SOUTH CENTRAL U.S.				SOUTHWEST U.S.				NORTHWEST U.S.			
			Price Range	Number of Ads	Wtd Avg Price	% Marked Local	Price Range	Number of Ads	Wtd Avg Price	% Marked Local	Price Range	Number of Ads	Wtd Avg Price	% Marked Local
FRUIT														
Apples	Ambrosia	per lb	1.29	163	1.29									
Apples	COSMIC CRISP	per lb	1.79	70	1.79		1.99	122	1.99		1.99	23	1.99	100
Apples	Envy	per lb					1.29 - 2.49	399	2.35		1.49	23	1.49	
Apples	Fuji	5 lb bag					5.00	120	5.00					
Apples	Fuji	per lb	1.29 - 2.49	258	1.73		1.99 - 2.49	268	2.26		1.49 - 1.99	45	1.73	
Apples	Gala/Royal Gala	each	0.50	65	0.50									
Apples	Gala/Royal Gala	per lb					2.49	146	2.49	54	1.49	23	1.49	
Apples	Granny Smith	5 lb bag					5.00	120	5.00					
Apples	Granny Smith	per lb	2.49	95	2.49		0.99	61	0.99					
Apples	Honeycrisp	per lb	1.97 - 2.49	519	2.44		1.49 - 1.99	296	1.87		2.49	123	2.49	100
Apples	Pink Lady/Cripps Pink	5 lb bag					5.00	120	5.00					
Apples	Pink Lady/Cripps Pink	per lb	1.29 - 2.49	258	1.73		0.99 - 1.99	187	1.70					
Apples	Red Delicious	per lb	1.29	163	1.29									
Apples, Processed	Juice	64 oz (1/2 gallon)	1.99 - 2.69	124	2.23		1.50 - 3.00	774	2.60		2.29 - 3.88	234	2.85	34
Apples, Processed	Juice	96 oz (3/4 gallon)					4.98	122	4.98					
Apples, Processed	Juice Marked Cider	64 oz (1/2 gallon)					1.50	23	1.50		2.29	23	2.29	
Apricots		per lb					4.99	26	4.99		2.98 - 3.98	117	3.29	69
Avocados	Hass	4 count mesh bags	4.49	75	4.49		4.99	109	4.99		4.99	22	4.99	
Avocados	Hass	5 count mesh bags	3.99	103	3.99									
Avocados	Hass	each	0.49 - 1.66	858	0.90		0.59 - 0.99	482	0.88		1.25	61	1.25	
Avocados	Hass-Marked Extra Large	each					1.67	169	1.67		2.50	81	2.50	
Avocados	Hass-Marked Large	each	0.89	65	0.89		0.99 - 1.67	97	1.28					
Avocados	Hass-Marked Medium	each	0.69 - 0.89	134	0.79		1.00 - 1.50	410	1.48	95				
Avocados	Hass-Marked Small	each					0.33 - 0.50	363	0.48					
Bananas		per lb					0.69 - 0.79	103	0.73					
Blackberries		5.6-6 oz package	1.99 - 2.98	507	2.55		2.49 - 2.99	420	2.91					
Blueberries		1 pint (11-12 oz cntr w/ lid)	1.95 - 4.99	517	2.42	18	1.99 - 2.99	547	2.70		2.98	36	2.98	
Blueberries		18 oz package	3.99	61	3.99		3.99 - 7.99	516	4.87		2.98 - 4.99	82	4.48	
Blueberries		6 oz package	1.99 - 2.50	325	2.39		3.99	149	3.99		2.00	81	2.00	100
Cactus Pears		each					0.50	55	0.50					
Cactus Pears		per lb					0.99 - 1.29	84	1.14					
Cantaloupes		each	2.50 - 3.99	647	2.90	14	3.99	354	3.99	100				
Cherries	Rainier	per lb	5.99 - 7.99	306	7.02						5.99 - 6.98	142	6.55	100
Cherries	Red Varieties	per lb	2.47 - 4.99	1163	4.02		1.99 - 5.99	1134	4.22		2.99 - 4.99	621	3.80	29
Clementines		3 lb bag									3.99	305	3.99	
Grapes	Black Seedless	per lb	1.99 - 3.77	615	2.28		1.99 - 2.99	382	2.31	80	1.99	294	1.99	
Grapes	Red Seedless	per lb	1.97 - 3.79	962	2.42		1.88 - 3.99	1108	2.62	63	1.99 - 2.49	391	2.11	
Grapes	White Seedless Type	2 lb container with lid	3.77	47	3.77									

Wtd Avg - Simple weighted average



Weekly Grocery Store Specialty Crops Feature Activity
Friday, July 10, 2026 - Page 18

Commodity	Variety	Unit	SOUTH CENTRAL U.S.				SOUTHWEST U.S.				NORTHWEST U.S.			
			Price Range	Number of Ads	Wtd Avg Price	% Marked Local	Price Range	Number of Ads	Wtd Avg Price	% Marked Local	Price Range	Number of Ads	Wtd Avg Price	% Marked Local
Grapes	White Seedless Type	per lb	1.99 - 3.79	866	2.45		1.88 - 3.99	1198	2.76	58	1.99 - 2.49	391	2.11	
Honeydews		each	2.50	60	2.50									
Kiwifruit	Hayward	each					0.50	55	0.50					
Kiwifruit	Yellow Flesh	1-lb containers with lids	3.99	61	3.99		6.66	109	6.66		5.98	81	5.98	
Lemons		2 lb bag	4.59 - 4.99	338	4.96		4.99	290	4.99					
Lemons		each	0.25	103	0.25		0.33	66	0.33		0.69	36	0.69	
Lemons		per lb					0.33	80	0.33					
Limes		2 pound bags	4.99 - 5.99	381	5.17		3.99 - 4.99	311	4.92					
Limes		each	0.06 - 0.40	385	0.14		0.33	395	0.33		0.50	58	0.50	
Limes		per lb					0.33 - 0.79	141	0.53					
Mangoes	Round Varieties	each	0.89 - 3.99	93	1.66						1.50	36	1.50	
Mangoes	Round Varieties Marked Extra Large	each					2.00	42	2.00					
Mangoes	Round Varieties Marked Large	each	1.25 - 1.49	167	1.40		0.99 - 1.25	400	1.22					
Mangoes	Yellow Varieties	each	0.33 - 0.50	238	0.45		0.33 - 0.40	116	0.36					
Mangoes	Yellow Varieties Marked Large	each	0.97	303	0.97									
Nectarines	Various White Flesh Varieties	per lb	1.49 - 3.69	483	1.96		0.99 - 3.99	360	2.13	73	3.49	22	3.49	
Nectarines	Various Yellow Flesh Varieties	2 lb bags	4.89	27	4.89		2.98	128	2.98					
Nectarines	Various Yellow Flesh Varieties	per lb	1.49 - 2.99	808	1.96		0.99 - 2.99	1646	2.39	38	1.99 - 3.49	165	2.67	
Oranges	Navel	3 lb bag	4.99	241	4.99		4.99	410	4.99					
Oranges	Navel	4 lb bag	4.99	42	4.99									
Oranges	Navel	per lb	0.89 - 1.99	310	1.55		1.69	354	1.69		1.49	23	1.49	
Papaya	Maradol/Tainung Types	per lb	0.79	65	0.79		0.79 - 1.29	531	0.97					
Papaya	Solo Type	per lb					0.99	45	0.99					
Peaches	Various White Flesh Varieties	per lb	1.98 - 3.69	423	2.47		0.99 - 3.99	835	2.01	31	1.98 - 3.49	26	3.26	
Peaches	Various Yellow Flesh Varieties	2 lb bags	4.89	27	4.89									
Peaches	Various Yellow Flesh Varieties	per lb	1.29 - 2.99	1525	2.27	10	0.99 - 2.99	1563	2.50	40	1.98 - 3.49	155	2.31	
Pears	Bartlett	per lb	1.79	177	1.79									
Pears	D'Anjou	each	0.50	65	0.50									
Pineapples		each	1.79 - 3.69	413	2.07		1.79	128	1.79					
Pineapples		per lb					0.39 - 0.99	300	0.72		0.99 - 1.29	84	1.21	
Plantains		per lb	0.69 - 0.77	112	0.72		0.79	116	0.79					
Plums		2 lb bags	4.89	27	4.89		2.98	128	2.98					
Plums		per lb	0.99 - 3.49	707	1.94		1.49 - 2.99	1291	2.54	52	1.68 - 3.49	119	2.43	
Plums	Interspecific Type	2 lb bags	4.98	126	4.98									
Plums	Interspecific Type	per lb	3.49 - 4.98	181	4.45		1.49 - 3.99	341	2.32	100	3.49	4	3.49	
Raspberries		1 pint (11-12 oz cntr w/ lid)	3.99	23	3.99		3.99	120	3.99					
Raspberries		6 oz package	1.99 - 2.98	558	2.45		2.49 - 3.99	645	3.29					
Satsumas		5 lb bag	2.50	103	2.50									
Strawberries		1 lb package	0.99 - 3.99	680	2.75		1.50 - 3.99	962	2.72		1.99 - 4.99	81	2.81	
Strawberries		2 lb package	3.99 - 5.98	116	5.29		3.99 - 4.99	463	4.47					
Tangerines/Mandarins		3 lb bag	2.99 - 4.99	695	4.01		2.99 - 4.99	493	4.47		4.99 - 5.49	195	5.31	

Wtd Avg - Simple weighted average



Commodity	Variety	Unit	SOUTH CENTRAL U.S.				SOUTHWEST U.S.				NORTHWEST U.S.			
			Price Range	Number of Ads	Wtd Avg Price	% Marked Local	Price Range	Number of Ads	Wtd Avg Price	% Marked Local	Price Range	Number of Ads	Wtd Avg Price	% Marked Local
Watermelons	Red Flesh Seeded Type	per lb					0.33	55	0.33		0.59	150	0.59	
Watermelons	Red Flesh Seedless Miniature	each	2.50 - 3.99	194	3.04		4.99	354	4.99		2.77	61	2.77	
Watermelons	Red Flesh Seedless Type	each	4.99 - 6.99	396	5.74	15	5.99	115	5.99					
Watermelons	Red Flesh Seedless Type	per lb					0.33 - 0.49	565	0.47	25	0.59	150	0.59	

POTATOES & ONIONS

Onions, Dry	RED	per lb	1.59	95	1.59		1.58	20	1.58					
Onions, Dry	WHITE	per lb	0.59 - 0.97	150	0.71									
Onions, Dry	YELLOW	3 lb bag	1.99 - 3.99	205	2.40		2.00	55	2.00					
Onions, Dry	YELLOW	per lb	0.50 - 0.98	294	0.74		0.33 - 1.29	413	0.83					
Onions, Dry	YELLOW MARKED SWEET	2 lb bag	1.99	114	1.99									
Onions, Dry	YELLOW MARKED SWEET	per lb	1.29 - 1.59	662	1.53		1.29 - 1.49	410	1.35		0.89 - 2.49	346	1.24	83
Potatoes	FINGERLING	24 oz bag	3.99	138	3.99		3.99	120	3.99					
Potatoes	MIXED COLORS	24 oz bag	2.99	27	2.99									
Potatoes	ROUND RED	24 oz bag	3.00 - 4.49	106	3.98		3.99	290	3.99					
Potatoes	ROUND RED	3 lb bag	2.59	163	2.59									
Potatoes	ROUND RED	per lb					0.79 - 0.99	143	0.93		0.79	23	0.79	
Potatoes	ROUND WHITE	5 lb bag					3.99	66	3.99					
Potatoes	ROUND WHITE	per lb					0.99	97	0.99					
Potatoes	RUSSET	10 lb bag					1.99 - 2.99	103	2.40					
Potatoes	RUSSET	5 lb bag	1.49 - 2.99	601	2.21		2.50 - 3.99	153	3.28		1.29 - 1.49	59	1.37	
Potatoes	RUSSET	8 lb bag	3.99	107	3.99									
Potatoes	RUSSET	per lb	0.49 - 0.98	123	0.66									
Potatoes	YELLOW TYPE	24 oz bag	3.00 - 4.49	106	3.98		3.99	290	3.99					
Potatoes	YELLOW TYPE	per lb	0.59 - 0.98	126	0.66						0.79	23	0.79	

VEGETABLES

Asparagus	GREEN	per lb	3.49 - 3.99	91	3.61									
Beans	ROUND GREEN TYPE	12 oz bag	3.00	36	3.00									
Beans	ROUND GREEN TYPE	per lb	1.98	30	1.98						1.99	23	1.99	
Beets		per lb					0.99	42	0.99					
Broccoli		per bunch	1.98	126	1.98									
Broccoli		per lb					0.99 - 1.29	119	1.11		1.99	61	1.99	
Broccoli	CROWN CUT	per lb					1.97 - 2.99	268	2.53	100	1.88 - 1.99	192	1.97	
Brussels Sprouts		12 oz bag	3.00	36	3.00									
Cabbage	ROUND GREEN TYPE	per lb	0.69 - 0.98	397	0.84	15	0.49 - 1.69	288	1.10	50	1.49	22	1.49	
Cactus Leaf (Nopales)		1-1.5 lb bags	2.49	65	2.49									
Carrots		2 lb bag									2.28	81	2.28	
Carrots		per lb	0.79	65	0.79		0.79	46	0.79					
Carrots	BABY PEELED	1 lb bag	1.00 - 1.50	137	1.42									
Carrots	BABY PEELED	2 lb bag					2.50	23	2.50		2.50	23	2.50	
Cauliflower		each	3.49 - 3.99	137	3.84									
Cauliflower		per lb					0.99 - 1.49	206	1.17		1.88 - 1.99	230	1.97	

Wtd Avg - Simple weighted average



Weekly Grocery Store Specialty Crops Feature Activity
Friday, July 10, 2026 - Page 20

Commodity	Variety	Unit	SOUTH CENTRAL U.S.				SOUTHWEST U.S.				NORTHWEST U.S.			
			Price Range	Number of Ads	Wtd Avg Price	% Marked Local	Price Range	Number of Ads	Wtd Avg Price	% Marked Local	Price Range	Number of Ads	Wtd Avg Price	% Marked Local
Chayote		per lb	0.99	30	0.99									
Cilantro		per bunch	0.50 - 0.99	154	0.84	69	0.49 - 0.99	437	0.57					
Collards		per bunch	1.27	47	1.27									
Corn-Sweet		each	0.40 - 0.66	127	0.49		0.49 - 0.69	638	0.56					
Corn-Sweet		trays 4-5 ears film wrapped	3.49	27	3.49		3.99	115	3.99					
Cucumbers		each	0.45 - 0.99	889	0.64	12	0.33 - 0.99	681	0.58	1.29 - 1.50	58	1.42		
Cucumbers	LONG SEEDLESS - Greenhouse	each	1.25	23	1.25		1.25	20	1.25					
Cucumbers	PERSIAN - Greenhouse	12-14 oz trays filmwrapped	2.99	64	2.99									
Cucumbers	PERSIAN - Greenhouse	per lb					0.69	45	0.69					
Cucumbers	Pickles-Kirby Type	per lb					2.50	23	2.50					
Garlic		per sleeve	1.79 - 1.89	168	1.83		1.49 - 2.00	103	1.70					
Jalapeno Peppers		per lb	0.79 - 2.19	376	1.32		0.50 - 1.99	385	1.64					
Jicama		per lb					0.69	61	0.69					
Lettuce	Green Leaf	each	1.99	107	1.99	100				1.50	81	1.50	100	
Lettuce	Red Leaf	each	1.99	107	1.99	100				1.50	81	1.50	100	
Lettuce	Romaine (Hearts)	3 count	2.99 - 3.49	137	3.14					4.99	110	4.99		
Mixed Mini Sweet Peppers		1 lb package	3.99	64	3.99					2.99	36	2.99		
Mushrooms	CREMINI	8 oz package	2.00	270	2.00									
Mushrooms	WHITE	8 oz package	1.99	42	1.99					2.50 - 3.99	103	2.82		
Mustard		per bunch	1.27	47	1.27									
Onions, Green		per bunch	0.50	30	0.50		0.49 - 0.50	115	0.49	1.25	22	1.25		
Peppers (Bell Type)	ASSORTED COLORS	3 count filmbag	3.98	126	3.98									
Peppers (Bell Type)	GREEN	each	0.89 - 1.19	158	0.94	38	0.79 - 1.25	185	1.04					
Peppers (Bell Type)	GREEN	per lb					1.59	45	1.59					
Peppers (Bell Type)	ORANGE - Greenhouse	each	1.66	34	1.66									
Peppers (Bell Type)	ORANGE	each	0.89 - 1.66	286	1.24		0.79 - 1.25	311	1.18	0.99 - 1.49	133	1.40		
Peppers (Bell Type)	RED - Greenhouse	each	1.66	34	1.66									
Peppers (Bell Type)	RED	each	0.89 - 1.66	286	1.24		0.79 - 1.25	419	1.13	0.99 - 1.49	133	1.40		
Peppers (Bell Type)	YELLOW - Greenhouse	each	1.66	34	1.66									
Peppers (Bell Type)	YELLOW	each	0.89 - 1.66	286	1.24		0.79 - 1.25	311	1.18	0.99 - 1.49	133	1.40		
Poblano Pepper		per lb	1.59	30	1.59									
Radishes		per bunch	0.99 - 1.69	137	1.14	78								
Salad (Mixed Types)		10-12 oz package	1.97 - 3.66	604	2.97		2.50 - 3.00	349	2.94	0.99 - 3.48	142	2.41		
Salad (Mixed Types)		5-9 oz package	2.00 - 2.49	198	2.15		2.50 - 3.00	349	2.94	3.48	81	3.48		
Spinach		per bunch					0.69	45	0.69	2.99	22	2.99		
Spinach	FLAT TYPE	5-7 oz package	2.00 - 2.50	126	2.41									
Spinach	FLAT TYPE	8-10 oz package	2.00 - 2.50	53	2.28					2.50	23	2.50		
Squash	GREY	per lb	0.79 - 1.29	160	1.09		0.69 - 1.99	229	1.42					

Wtd Avg - Simple weighted average



Weekly Grocery Store Specialty Crops Feature Activity
Friday, July 10, 2026 - Page 21

Commodity	Variety	Unit	SOUTH CENTRAL U.S.				SOUTHWEST U.S.				NORTHWEST U.S.			
			Price Range	Number of Ads	Wtd Avg Price	% Marked Local	Price Range	Number of Ads	Wtd Avg Price	% Marked Local	Price Range	Number of Ads	Wtd Avg Price	% Marked Local
Squash	Yellow Crookneck/Straightneck	per lb	1.29 - 1.99	393	1.67	55	1.99	122	1.99		1.29 - 1.49	294	1.36	62
Squash	Zucchini	per lb	1.29 - 1.99	393	1.67	55	0.89 - 1.99	210	1.55		0.99 - 2.29	433	1.46	61
Sweet Potatoes		per lb	0.79 - 1.68	226	1.09									
Tomatillos		per lb	0.99	30	0.99		0.50 - 0.79	156	0.67					
Tomatoes		per lb	1.78 - 2.99	166	2.40	68								
Tomatoes	Cherry Type	10 oz package									2.99 - 3.49	133	3.40	
Tomatoes	GRAPE TYPE	10 oz package	2.49 - 2.50	93	2.50		2.99 - 4.99	89	4.47					
Tomatoes	Plum Type (Roma)	per lb	0.69 - 1.48	372	1.16		0.79 - 2.49	761	1.26		1.28	36	1.28	
Tomatoes	VINE RIPES - Greenhouse	per lb	1.49 - 2.69	303	2.17									
Tomatoes	VINE RIPES	per lb	1.99 - 2.48	103	2.19									
Tomatoes	Vine Ripes - Heirloom Varieties - Greenhouse	per lb	5.99	52	5.99	100	6.99	26	6.99					
Tomatoes	VINE RIPES - ON THE VINE - Greenhouse	per lb	0.97 - 1.99	660	1.41		0.99 - 2.49	502	2.03	24	1.99	123	1.99	
Turnip Tops		per bunch	1.27	47	1.27									
OTHER SPECIALTY CROP ITEMS														
Hemp Seeds Shelled		8 oz	7.49	33	7.49									
Honey		12 oz	4.99 - 7.99	148	7.38	20	5.98 - 8.99	188	7.04					
Honey		16 oz	9.99	118	9.99									
SEASONAL ITEMS														
Ornamentals	Rose, Hybrid Tea	bunched 12s	11.00 - 14.99	158	14.00		11.99 - 12.99	180	12.36					
Ornamentals	Tulips	bunched 10s					8.99	191	8.99					
Ornamentals	Tulips	bunched 7s					8.99	26	8.99					

Wtd Avg - Simple weighted average



Commodity	Variety	Unit	ALASKA U.S.				HAWAII U.S.			
			Price Range	Number of Ads	Wtd Avg Price	% Marked Local	Price Range	Number of Ads	Wtd Avg Price	% Marked Local
FRUIT										
Apple Pears		per lb	4.39	37	4.39					
Apples	Envy	2 lb bag				4.69	3	4.69		
Apples	Fuji	per lb	1.79	2	1.79					
Apples	Gala/Royal Gala	per lb	3.69	37	3.69					
Apples	Granny Smith	per lb	1.28	3	1.28					
Apples	Honeycrisp	per lb	2.99	11	2.99					
Apples	Pink Lady/Cripps Pink	3 lb bag				6.29	7	6.29		
Apples	Red Delicious	per lb				1.99	7	1.99		
Apples, Processed	Juice	64 oz (1/2 gallon)	4.39	11	4.39	3.00	7	3.00		
Apples, Processed	Juice Marked Cider	64 oz (1/2 gallon)	3.00	3	3.00					
Avocados	Hass	4 count mesh bags				4.49 - 5.00	31	4.93		
Avocados	Hass	each	2.79	2	2.79					
Bananas		per lb				1.19	3	1.19		
Blueberries		18 oz package	7.69	9	7.69	7.99	2	7.99		
Blueberries		6 oz package				3.99	4	3.99		
Cantaloupes		per lb	1.49	2	1.49					
Cherries	Rainier	per lb	8.49	2	8.49					
Cherries	Red Varieties	per lb	3.38 - 6.99	38	5.39	4.99 - 5.99	27	5.84		
Clementines		3 lb bag	4.99	11	4.99					
Grapes	Black Seedless	per lb	2.99	11	2.99					
Grapes	Red Seedless	per lb	2.99	11	2.99	3.99 - 4.59	34	4.45		
Grapes	White Seedless Type	per lb	2.99	11	2.99	3.99 - 4.49	27	4.42		
Honeydews		per lb	1.59	2	1.59	1.49 - 1.99	10	1.84		
Lemons		each	0.99	2	0.99					
Mangoes	Round Varieties	each				0.99	2	0.99		
Nectarines	Various Yellow Flesh Varieties	per lb	2.58 - 4.99	14	4.26	2.99	23	2.99		
Oranges	Navel	3 lb bag	5.99	11	5.99					
Oranges	Navel	per lb	3.29	37	3.29					
Papaya	Maradol/Tainung Types	per lb				1.79	23	1.79	100	
Peaches	Various White Flesh Varieties	per lb				2.99 - 4.49	29	4.18		
Peaches	Various Yellow Flesh Varieties	per lb	2.58 - 4.99	16	4.14	2.99 - 3.89	63	3.09		
Pineapples		per lb				0.99	23	0.99		
Plums		per lb	4.49	9	4.49	2.99	23	2.99		
Strawberries		1 lb package	3.49 - 3.99	13	3.57	4.99 - 5.49	46	5.24		
Tangerines/Mandarins		3 lb bag	6.99	11	6.99					
Watermelons	Red Flesh Seeded Type	per lb				1.09	3	1.09		
Watermelons	Red Flesh Seedless Type	each	1.28 - 8.99	12	7.06					
POTATOES & ONIONS										
Onions, Dry	RED	per lb				2.29	7	2.29		

Wtd Avg - Simple weighted average



Commodity	Variety	Unit	ALASKA U.S.				HAWAII U.S.			
			Price Range	Number of Ads	Wtd Avg Price	% Marked Local	Price Range	Number of Ads	Wtd Avg Price	% Marked Local
Onions, Dry	YELLOW MARKED SWEET	2 lb bag					3.69	3	3.69	
Onions, Dry	YELLOW MARKED SWEET	per lb	1.49 - 1.79	13	1.74		2.49	23	2.49	100
Potatoes	ROUND RED	24 oz bag	4.99	11	4.99					
Potatoes	ROUND RED	5 lb bag	5.99	11	5.99					
Potatoes	RUSSET	5 lb bag					4.39 - 4.79	10	4.67	30
Potatoes	YELLOW TYPE	24 oz bag	4.99	11	4.99					
VEGETABLES										
Asparagus	GREEN	per lb	4.29	2	4.29		4.69	3	4.69	
Broccoli	CROWN CUT	per lb	1.98	3	1.98		2.19	3	2.19	
Brussels Sprouts		12 oz bag	3.99	2	3.99					
Cabbage	ROUND GREEN TYPE	per lb					1.49	4	1.49	
Carrots	BABY PEELED	1 lb bag	3.29	37	3.29					
Carrots	Baby Peeled Type Mixed Color	12 oz bag	3.00	2	3.00					
Cauliflower		per lb	2.29	2	2.29					
Celery		per lb	1.69	2	1.69		1.59	3	1.59	
Chinese Cabbage		per lb					0.69 - 0.89	9	0.85	
Corn-Sweet		each	1.50 - 1.69	12	1.64					
Cucumbers	LONG SEEDLESS - Greenhouse	each	3.99	37	3.99					
Cucumbers	PERSIAN - Greenhouse	16 oz bag	2.48	3	2.48					
Lettuce	Red Leaf	each					2.99	2	2.99	
Peppers (Bell Type)	ORANGE	each	1.66	2	1.66					
Peppers (Bell Type)	RED	each	1.66	2	1.66					
Peppers (Bell Type)	RED	per lb					4.89	7	4.89	
Peppers (Bell Type)	YELLOW	each	1.66	2	1.66					
Salad (Mixed Types)		10-12 oz package	3.00	2	3.00					
Salad (Mixed Types)		5-9 oz package	3.00	2	3.00					
Salad (Mixed Types)	Spring Mix	10-12 oz package	3.00	2	3.00					
Snow Peas		8 oz bags	3.99	2	3.99					
Squash	Yellow Crookneck/Straightneck	per lb	2.49	11	2.49					
Squash	Zucchini	per lb	1.79 - 2.49	13	2.38					
Sugar Snap Peas		8 oz bags	3.99	2	3.99					
Sweet Potatoes		per lb					2.99	2	2.99	
Tomatoes	Plum Type (Roma)	per lb					1.99	2	1.99	
Tomatoes	VINE RIPES - Greenhouse	per lb	2.69 - 4.49	46	4.14					

Wtd Avg - Simple weighted average



Commodity	Variety	Unit	ALASKA U.S.				HAWAII U.S.			
			Price Range	Number of Ads	Wtd Avg Price	% Marked Local	Price Range	Number of Ads	Wtd Avg Price	% Marked Local
Tomatoes	VINE RIPES - ON THE VINE - Greenhouse	per lb	2.29 - 3.49	15	2.96		3.99	33	3.99	
OTHER SPECIALTY CROP ITEMS										
Hemp Seeds Shelled		8 oz	8.84	11	8.84					
Honey		12 oz	10.49	11	10.49					

Wtd Avg - Simple weighted average



NATIONAL ORGANIC SUMMARY

(not including AK & HI)

Fruit								
Commodity	Variety	Unit	THIS WEEK		LAST WEEK		LAST YEAR	
			Number of Ads	Wtd Avg Price	Number of Ads	Wtd Avg Price	Number of Ads	Wtd Avg Price
Apples	COSMIC CRISP	per lb	305	2.49				
Apples	Fuji	2 lb bag	176	4.80	1,195	4.99	155	4.41
Apples	Fuji	per lb	354	2.42	61	1.89		
Apples	Gala/Royal Gala	2 lb bag	137	4.97	1,237	4.95	155	4.41
Apples	Gala/Royal Gala	per lb	305	2.49	20	2.98	20	1.98
Apples	Granny Smith	2 lb bag	95	5.49			155	4.41
Apples	Honeycrisp	per lb	613	3.49	481	3.81		
Apricots		per lb	481	4.37			481	4.43
Avocados	Hass	4 count mesh bags	57	3.68	466	5.72		
Avocados	Hass-Marked Large	each	786	2.65				
Bananas		per lb	155	0.74			330	0.84
Blackberries		5.6-6 oz package	326	4.99	494	5.11	471	3.72
Blueberries		1 pint (11-12 oz cntr w/ lid)	1,517	4.27	560	4.37	660	4.53
Blueberries		18 oz package	1,887	5.79	1,360	7.07	967	5.48
Blueberries		6 oz package	398	4.85	376	5.22	1,249	4.41
Cherries	Red Varieties	per lb	2,324	5.74	1,102	5.64	1,913	5.08
Grapefruit	RED	per lb	481	2.18				
Grapes	Red Seedless	2 lb container with lid	74	6.99	322	6.99		
Grapes	Red Seedless	per lb	1,830	4.33	1,655	3.92	1,666	3.75
Grapes	White Seedless Type	2 lb container with lid	379	7.79	322	6.99		
Grapes	White Seedless Type	per lb	1,381	3.56	1,655	3.92	1,667	3.39
Kiwifruit	Hayward	1-lb containers with lids	229	6.81				
Kiwifruit	Yellow Flesh	1-lb containers with lids	567	7.22			414	6.44
Limes		1 pound bags	59	3.49	22	2.99		
Nectarines	Various White Flesh Varieties	per lb	1,195	3.49	1,195	3.49		
Nectarines	Various Yellow Flesh Varieties	2 lb bags	1,904	4.67	505	6.27		
Nectarines	Various Yellow Flesh Varieties	per lb	2,171	3.75	1,575	3.78	1,489	3.47
Peaches	Various White Flesh Varieties	per lb	1,195	3.49	1,195	3.49		
Peaches	Various Yellow Flesh Varieties	2 lb bags	1,904	4.67	505	6.27		
Peaches	Various Yellow Flesh Varieties	per lb	1,741	3.73	2,003	3.81	1,992	3.57
Pineapples		each	99	4.49			72	4.49
Plums		2 lb bags	1,560	4.33	322	6.99		
Plums		per lb	1,195	3.49	1,195	3.49	253	4.35
Raspberries		6 oz package	352	4.99	522	5.08	565	3.73
Strawberries		1 lb package	2,427	4.37	1,553	4.76	2,009	4.71
Strawberries		2 lb package	161	7.23	223	7.99	100	5.99
Watermelons	Red Flesh Seeded Type	per lb	22	0.49				

Wtd Avg - Simple weighted average



Weekly Grocery Store Specialty Crops Feature Activity
Friday, July 10, 2026 - Page 26

Commodity	Variety	Unit	THIS WEEK		LAST WEEK		LAST YEAR	
			Number of Ads	Wtd Avg Price	Number of Ads	Wtd Avg Price	Number of Ads	Wtd Avg Price
Watermelons	Red Flesh Seedless Miniature	each	671	4.48	26	6.99	614	4.93

Potatoes & Onions

Commodity	Variety	Unit	THIS WEEK		LAST WEEK		LAST YEAR	
			Number of Ads	Wtd Avg Price	Number of Ads	Wtd Avg Price	Number of Ads	Wtd Avg Price
Onions, Dry	RED	per lb	459	2.32	154	1.49	154	1.49
Onions, Dry	WHITE	per lb	305	2.49			187	1.48
Onions, Dry	YELLOW	2 lb bag	44	3.29			22	2.50
Onions, Dry	YELLOW	per lb	305	2.49				
Onions, Dry	YELLOW MARKED SWEET	2 lb bag	345	3.46	345	3.46	24	3.49
Onions, Dry	YELLOW MARKED SWEET	3 lb bag	1,380	3.99				
Potatoes	ROUND RED	3 lb bag	34	4.99				
Potatoes	RUSSET	3 lb bag	34	3.99				

Vegetables

Commodity	Variety	Unit	THIS WEEK		LAST WEEK		LAST YEAR	
			Number of Ads	Wtd Avg Price	Number of Ads	Wtd Avg Price	Number of Ads	Wtd Avg Price
Asparagus	GREEN	per lb	23	4.99	453	3.98	503	3.38
Broccoli		per bunch	149	3.91			94	2.46
Broccoli		per lb	25	4.99				
Broccoli	BABY HYBRID TYPE	per bunch	21	1.98			406	3.32
Carrots		1 lb bag	199	1.68			38	1.19
Carrots		per lb	42	1.68	154	1.29	154	1.29
Carrots	BABY PEELED	1 lb bag	257	1.79	277	1.89	492	2.03
Carrots	Baby Peeled Type Mixed Color	12 oz bag	20	2.99	61	2.00		
Celery		each	146	3.15	88	2.00	80	1.33
Cilantro		per bunch	377	1.38				
Cucumbers	LONG SEEDLESS - Greenhouse	each	264	2.15	421	1.64	89	2.50
Cucumbers	PERSIAN - Greenhouse	12-14 oz trays filmwrapped	25	2.99				
Cucumbers	PERSIAN - Greenhouse	5-6 ct trays filmwrapped	190	3.99				
Kale		per bunch	22	1.50			176	1.82
Lettuce	Green Leaf	each	177	2.49				
Lettuce	Red Leaf	each	177	2.49				
Lettuce	Romaine (Hearts)	3 count	553	5.33	183	3.99	211	4.12
Mixed Mini Sweet Peppers		8 oz package	210	2.56	210	2.56		
Mushrooms	CREMINI	6 oz package	86	1.99				
Mushrooms	WHITE	8 oz package	85	3.99			104	2.44
Rapini/Broccoli Rabe		per bunch	20	2.50				
Salad (Mixed Types)		1 lb package	321	5.38			164	4.35
Salad (Mixed Types)		10-12 oz package	646	5.37	390	5.53	244	5.08
Salad (Mixed Types)		5-9 oz package	1,163	3.81	1,324	3.82	1,562	3.42
Salad (Mixed Types)	Spring Mix	10-12 oz package	131	5.69	250	5.38		
Salad (Mixed Types)	Spring Mix	5-9 oz package	348	3.50	233	3.89		
Spinach	FLAT TYPE	11 oz package	74	5.99	95	5.00		
Spinach	FLAT TYPE	5-7 oz package	228	3.51	64	3.40	120	3.37

Wtd Avg - Simple weighted average



Commodity	Variety	Unit	THIS WEEK		LAST WEEK		LAST YEAR	
			Number of Ads	Wtd Avg Price	Number of Ads	Wtd Avg Price	Number of Ads	Wtd Avg Price
Squash	Yellow Crookneck/Straightneck	per lb	260	1.99			154	2.29
Squash	Zucchini	per lb	3,431	2.43	481	2.72	2,216	2.10
Tomatoes		per lb	219	2.94	213	2.49	219	2.84
Tomatoes	GRAPE TYPE	1 pint package	55	2.99	26	3.99	332	2.55
Tomatoes	GRAPE TYPE	10 oz package	2,767	3.55			134	3.15
Tomatoes	Vine Ripes - Heirloom Varieties - Greenhouse	per lb	270	4.72			347	4.49
Tomatoes	VINE RIPES - ON THE VINE - Greenhouse	per lb	377	3.24	122	3.99	44	2.65

Other Specialty Crop Items

Commodity	Variety	Unit	THIS WEEK		LAST WEEK		LAST YEAR	
			Number of Ads	Wtd Avg Price	Number of Ads	Wtd Avg Price	Number of Ads	Wtd Avg Price
Honey		12 oz	420	7.52	230	8.79		
Honey		16 oz	324	14.05	2,613	8.27		

Wtd Avg - Simple weighted average



REGIONAL ORGANIC DETAILS

Commodity	Variety	Unit	NORTHEAST U.S.				SOUTHEAST U.S.				MIDWEST U.S.			
			Price Range	Number of Ads	Wtd Avg Price	% Marked Local	Price Range	Number of Ads	Wtd Avg Price	% Marked Local	Price Range	Number of Ads	Wtd Avg Price	% Marked Local
FRUIT														
Apples	Fuji	per lb	1.99	29	1.99									
Apples	Honeycrisp	per lb								3.49	149	3.49		
Apricots		per lb	4.43	122	4.43		4.43	86	4.43	3.99	67	3.99		
Avocados	Hass	4 count mesh bags								3.49 - 3.99	57	3.68		
Avocados	Hass-Marked Large	each	2.78	122	2.78		2.78	86	2.78	2.50	67	2.50		
Bananas		per lb								0.74 - 0.77	155	0.74		
Blackberries		5.6-6 oz package	5.00	21	5.00									
Blueberries		1 pint (11-12 oz cntr w/ lid)	3.99 - 5.99	780	4.49		4.99	27	4.99	3.99	626	3.99		
Blueberries		18 oz package	6.66	122	6.66		6.66	86	6.66	5.99	216	5.99		
Blueberries		6 oz package	4.99	20	4.99									
Cherries	Red Varieties	per lb	4.98 - 6.99	271	6.20		4.98 - 5.99	1289	5.92	4.99 - 5.99	173	5.60		
Grapefruit	RED	per lb	2.21	122	2.21		2.21	86	2.21	1.99	67	1.99		
Grapes	Red Seedless	2 lb container with lid					6.99	74	6.99					
Grapes	Red Seedless	per lb	3.99	251	3.99		3.49 - 3.99	1222	3.50					
Grapes	White Seedless Type	2 lb container with lid					6.99	74	6.99					
Grapes	White Seedless Type	per lb	3.99	107	3.99		3.49 - 3.99	1222	3.50					
Kiwifruit	Hayward	1-lb containers with lids	6.66 - 6.99	229	6.81									
Kiwifruit	Yellow Flesh	1-lb containers with lids	6.99 - 7.99	317	7.79		6.66	86	6.66	5.99	67	5.99		
Limes		1 pound bags	3.49	59	3.49									
Nectarines	Various White Flesh Varieties	per lb					3.49	1195	3.49					
Nectarines	Various Yellow Flesh Varieties	2 lb bags	3.99 - 5.99	444	5.24		3.99 - 5.99	1460	4.49					
Nectarines	Various Yellow Flesh Varieties	per lb	3.88 - 3.99	312	3.95		3.49 - 3.88	1281	3.52	3.49	67	3.49		
Peaches	Various White Flesh Varieties	per lb					3.49	1195	3.49					
Peaches	Various Yellow Flesh Varieties	2 lb bags	3.99 - 5.99	444	5.24		3.99 - 5.99	1460	4.49					
Peaches	Various Yellow Flesh Varieties	per lb	3.99	190	3.99		3.49	1195	3.49	3.99	51	3.99		
Pineapples		each	4.49	72	4.49		4.49	27	4.49					
Plums		2 lb bags	3.99 - 5.99	444	5.24		3.99	1094	3.99	2.99	22	2.99		
Plums		per lb					3.49	1195	3.49					
Raspberries		6 oz package	5.00	21	5.00									
Strawberries		1 lb package	3.34 - 5.00	615	4.43		3.89 - 4.79	230	4.05	3.50 - 4.99	850	4.21		
Strawberries		2 lb package								7.99	39	7.99		
Watermelons	Red Flesh Seeded Type	per lb								0.49	22	0.49		
Watermelons	Red Flesh Seedless Miniature	each	1.99 - 5.54	312	3.38		5.54	86	5.54	4.99	67	4.99		
POTATOES & ONIONS														
Onions, Dry	RED	per lb								1.99	13	1.99		

Wtd Avg - Simple weighted average



Weekly Grocery Store Specialty Crops Feature Activity
Friday, July 10, 2026 - Page 29

Commodity	Variety	Unit	NORTHEAST U.S.				SOUTHEAST U.S.				MIDWEST U.S.				
			Price Range	Number of Ads	Wtd Avg Price	% Marked Local	Price Range	Number of Ads	Wtd Avg Price	% Marked Local	Price Range	Number of Ads	Wtd Avg Price	% Marked Local	
Onions, Dry	YELLOW	2 lb bag										3.29	44	3.29	
Onions, Dry	YELLOW MARKED SWEET	2 lb bag	2.99 - 3.99	345	3.46										
Onions, Dry	YELLOW MARKED SWEET	3 lb bag	3.99	286	3.99		3.99	1094	3.99						
Potatoes	ROUND RED	3 lb bag					4.99	34	4.99						
Potatoes	RUSSET	3 lb bag					3.99	34	3.99						
VEGETABLES															
Broccoli		per bunch	3.99	92	3.99		3.99	34	3.99			3.50	23	3.50	
Broccoli		per lb	4.99	25	4.99										
Carrots		1 lb bag										1.68	199	1.68	
Carrots	BABY PEELED	1 lb bag	2.00	29	2.00		1.49	74	1.49			1.79 - 1.97	60	1.86	
Carrots	Baby Peeled Type Mixed Color	12 oz bag	2.99	20	2.99										
Celery		each	3.99	65	3.99										
Cilantro		per bunch	0.99	190	0.99	100	1.78	187	1.78						
Cucumbers	LONG SEEDLESS - Greenhouse	each	2.00	183	2.00										
Cucumbers	PERSIAN - Greenhouse	12-14 oz trays filmwrapped	2.99	25	2.99										
Cucumbers	PERSIAN - Greenhouse	5-6 ct trays filmwrapped	3.99	190	3.99										
Kale		per bunch										1.50	22	1.50	
Lettuce	Green Leaf	each										2.49	13	2.49	
Lettuce	Red Leaf	each										2.49	13	2.49	
Lettuce	Romaine (Hearts)	3 count	3.99 - 5.99	248	4.51										
Mixed Mini Sweet Peppers		8 oz package	2.50	183	2.50										
Mushrooms	CREMINI	6 oz package	1.99	86	1.99										
Mushrooms	WHITE	8 oz package	3.99	85	3.99										
Salad (Mixed Types)		10-12 oz package	4.99 - 5.99	223	5.67		4.99	27	4.99						
Salad (Mixed Types)		5-9 oz package	3.49 - 4.99	693	3.92		2.50 - 4.99	145	3.34			2.97 - 3.69	108	3.52	
Salad (Mixed Types)	Spring Mix	10-12 oz package	5.49	36	5.49		5.99	74	5.99						
Salad (Mixed Types)	Spring Mix	5-9 oz package	3.50	120	3.50		2.50	74	2.50			3.99	13	3.99	
Spinach	FLAT TYPE	11 oz package					5.99	74	5.99						
Spinach	FLAT TYPE	5-7 oz package					2.50	74	2.50			3.99	13	3.99	
Squash	Yellow Crookneck/Straightneck	per lb										1.99	119	1.99	
Squash	Zucchini	per lb	2.39 - 2.77	664	2.46		2.39 - 2.77	837	2.43			1.99 - 2.49	1048	2.35	
Tomatoes		per lb	3.99	65	3.99							2.49	13	2.49	
Tomatoes	GRAPE TYPE	1 pint package	2.99	55	2.99										
Tomatoes	GRAPE TYPE	10 oz package	3.49	542	3.49		2.98 - 4.99	814	3.54			3.49	862	3.49	
Tomatoes	VINE RIPES - ON THE VINE - Greenhouse	per lb	3.99	190	3.99		2.48	187	2.48						
OTHER SPECIALTY CROP ITEMS															
Honey		12 oz	5.99 - 8.79	208	6.23	8	8.79	94	8.79						
Honey		16 oz	14.49	18	14.49		12.99 - 14.49	188	13.74						

Wtd Avg - Simple weighted average



Commodity	Variety	Unit	SOUTH CENTRAL U.S.				SOUTHWEST U.S.				NORTHWEST U.S.				
			Price Range	Number of Ads	Wtd Avg Price	% Marked Local	Price Range	Number of Ads	Wtd Avg Price	% Marked Local	Price Range	Number of Ads	Wtd Avg Price	% Marked Local	
FRUIT															
Apples	COSMIC CRISP	per lb										2.49	305	2.49	
Apples	Fuji	2 lb bag	5.49	95	5.49							3.98	81	3.98	100
Apples	Fuji	per lb					1.98	20	1.98			2.49	305	2.49	
Apples	Gala/Royal Gala	2 lb bag	5.49	95	5.49		3.79	42	3.79						
Apples	Gala/Royal Gala	per lb										2.49	305	2.49	
Apples	Granny Smith	2 lb bag	5.49	95	5.49										
Apples	Honeycrisp	per lb	3.49	241	3.49		3.49	223	3.49						
Apricots		per lb	4.43	75	4.43		4.43	109	4.43			4.43	22	4.43	
Avocados	Hass-Marked Large	each	2.78	75	2.78		2.78	109	2.78			2.50 - 2.78	327	2.52	
Blackberries		5.6-6 oz package										4.99	305	4.99	
Blueberries		1 pint (11-12 oz cntr w/ lid)	3.98 - 3.99	84	3.99										
Blueberries		18 oz package	3.97 - 6.99	526	5.20		4.99 - 6.99	581	5.95			4.99 - 6.99	356	5.78	51
Blueberries		6 oz package	3.99	27	3.99		3.48 - 5.00	46	4.34			4.99	305	4.99	
Cherries	Red Varieties	per lb	4.98 - 5.54	216	5.18		4.98 - 5.54	328	5.17			4.98 - 5.54	47	5.24	
Grapefruit	RED	per lb	2.21	75	2.21		2.21	109	2.21			2.21	22	2.21	
Grapes	Red Seedless	per lb	3.99	52	3.99							7.99	305	7.99	
Grapes	White Seedless Type	2 lb container with lid										7.99	305	7.99	
Grapes	White Seedless Type	per lb	3.99	52	3.99										
Kiwifruit	Yellow Flesh	1-lb containers with lids	6.66	75	6.66							6.66	22	6.66	
Nectarines	Various Yellow Flesh Varieties	per lb	3.88	75	3.88		3.88	109	3.88			3.88 - 4.49	327	4.45	
Peaches	Various Yellow Flesh Varieties	per lb										4.49	305	4.49	
Raspberries		6 oz package					5.00	26	5.00			4.99	305	4.99	
Strawberries		1 lb package	3.89 - 4.99	235	4.54		3.89	109	3.89			3.89 - 4.99	388	4.85	
Strawberries		2 lb package	7.99	61	7.99							5.99	61	5.99	
Watermelons	Red Flesh Seedless Miniature	each	5.54	75	5.54		5.54	109	5.54			5.54	22	5.54	
POTATOES & ONIONS															
Onions, Dry	RED	per lb	1.99	92	1.99		1.99	23	1.99			1.99 - 2.49	331	2.45	
Onions, Dry	WHITE	per lb										2.49	305	2.49	
Onions, Dry	YELLOW	per lb										2.49	305	2.49	
VEGETABLES															
Asparagus	GREEN	per lb										4.99	23	4.99	
Broccoli	BABY HYBRID TYPE	per bunch										1.98	21	1.98	
Carrots		per lb	1.68	42	1.68										
Carrots	BABY PEELED	1 lb bag	1.99	52	1.99		1.79	42	1.79						
Celery		each										2.48	81	2.48	
Cucumbers	LONG SEEDLESS - Greenhouse	each										2.50	81	2.50	
Lettuce	Green Leaf	each	2.49	92	2.49		2.49 - 2.50	46	2.50			2.49	26	2.49	
Lettuce	Red Leaf	each	2.49	92	2.49		2.49 - 2.50	46	2.50			2.49	26	2.49	
Lettuce	Romaine (Hearts)	3 count										5.99	305	5.99	

Wtd Avg - Simple weighted average



Weekly Grocery Store Specialty Crops Feature Activity
Friday, July 10, 2026 - Page 31

Commodity	Variety	Unit	SOUTH CENTRAL U.S.				SOUTHWEST U.S.				NORTHWEST U.S.			
			Price Range	Number of Ads	Wtd Avg Price	% Marked Local	Price Range	Number of Ads	Wtd Avg Price	% Marked Local	Price Range	Number of Ads	Wtd Avg Price	% Marked Local
Mixed Mini Sweet Peppers		8 oz package	2.99	27	2.99									
Rapini/Broccoli Rabe		per bunch				2.50	20	2.50						
Salad (Mixed Types)		1 lb package				5.00 - 5.99	321	5.38						
Salad (Mixed Types)		10-12 oz package	5.99	95	5.99	5.00	265	5.00	24	4.99	36	4.99		
Salad (Mixed Types)		5-9 oz package	3.00	64	3.00	3.50 - 5.00	153	4.28						
Salad (Mixed Types)	Spring Mix	10-12 oz package								4.98	21	4.98		
Salad (Mixed Types)	Spring Mix	5-9 oz package	3.99	92	3.99	3.99	23	3.99		3.99	26	3.99		
Spinach	FLAT TYPE	5-7 oz package	3.99	92	3.99	3.99	23	3.99		3.99	26	3.99		
Squash	Yellow Crookneck/Straightneck	per lb	1.99	92	1.99	1.99	23	1.99		1.99	26	1.99		
Squash	Zucchini	per lb	1.99 - 2.77	508	2.37	1.99 - 3.49	326	2.71		1.99 - 2.77	48	2.35		
Tomatoes		per lb	2.49	92	2.49	2.49	23	2.49		2.49	26	2.49		
Tomatoes	GRAPE TYPE	10 oz package	3.49	341	3.49	3.49 - 4.99	208	4.07						
Tomatoes	Vine Ripes - Heirloom Varieties - Greenhouse	per lb	4.49	148	4.49	4.99	122	4.99	100					
OTHER SPECIALTY CROP ITEMS														
Honey		12 oz	8.79	118	8.79									
Honey		16 oz	14.49	118	14.49									

Wtd Avg - Simple weighted average



Commodity	Variety	Unit	ALASKA U.S.				HAWAII U.S.			
			Price Range	Number of Ads	Wtd Avg Price	% Marked Local	Price Range	Number of Ads	Wtd Avg Price	% Marked Local
FRUIT										
Apples	COSMIC CRISP	per lb	2.99	11	2.99					
Apples	Fuji	per lb	2.99	11	2.99					
Apples	Gala/Royal Gala	per lb	2.99	11	2.99					
Apricots		per lb					3.99	4	3.99	
Avocados	Hass-Marked Large	each	3.00	11	3.00		2.50	4	2.50	
Blackberries		5.6-6 oz package	5.99	11	5.99					
Blueberries		18 oz package	8.99	11	8.99		5.99	4	5.99	
Blueberries		6 oz package	3.00 - 5.99	16	5.20					
Cantaloupes		each	1.88	3	1.88					
Cherries	Red Varieties	per lb	5.49	2	5.49		4.99	4	4.99	
Grapefruit	RED	per lb					1.99	4	1.99	
Grapes	Red Seedless	2 lb container with lid	8.99	11	8.99					
Grapes	White Seedless Type	2 lb container with lid	8.99	11	8.99					
Kiwifruit	Yellow Flesh	1-lb containers with lids					5.99	4	5.99	
Nectarines	Various Yellow Flesh Varieties	per lb	4.99	11	4.99		3.49	4	3.49	
Peaches	Various Yellow Flesh Varieties	per lb	4.99	11	4.99		2.49	4	2.49	
Raspberries		6 oz package	5.99	11	5.99					
Strawberries		1 lb package	5.99	11	5.99		3.50	4	3.50	
Watermelons	Red Flesh Seedless Miniature	each					4.99	4	4.99	
POTATOES & ONIONS										
Onions, Dry	RED	per lb	3.49	11	3.49					
Onions, Dry	WHITE	per lb	3.49	11	3.49					
Onions, Dry	YELLOW	per lb	3.49	11	3.49					
VEGETABLES										
Carrots	BABY PEELED	1 lb bag	2.48	3	2.48		3.09	7	3.09	
Cucumbers	LONG SEEDLESS - Greenhouse	each	2.28	3	2.28					
Lettuce	Romaine (Hearts)	3 count	6.99	11	6.99					
Salad (Mixed Types)		5-9 oz package	3.99	2	3.99					
Squash	Zucchini	per lb					2.49	4	2.49	

Wtd Avg - Simple weighted average

REGIONAL DEFINITIONS

As used in this report, regions include the following states:	
NORTHEAST U.S.	Connecticut, Delaware, Massachusetts, Maryland, Maine, New Hampshire, New Jersey, New York, Pennsylvania, Rhode Island and Vermont
SOUTHEAST U.S.	Alabama, Florida, Georgia, Mississippi, North Carolina, South Carolina, Tennessee, Virginia and West Virginia
MIDWEST U.S.	Iowa, Illinois, Indiana, Kentucky, Michigan, Minnesota, North Dakota, Nebraska, Ohio, South Dakota and Wisconsin
SOUTH CENTRAL U.S.	Arkansas, Colorado, Kansas, Louisiana, Missouri, New Mexico, Oklahoma, and Texas
SOUTHWEST U.S.	Arizona, California, Nevada and Utah
NORTHWEST U.S.	Idaho, Montana, Oregon, Washington, and Wyoming
ALASKA	Alaska
HAWAII	Hawaii
NATIONAL	Continental United States

1 -- Specialty Crops Market News surveys nearly 271 retailers, comprising over 29,700 individual stores, with online weekly advertised features.

2 -- Date range reflects one week of data collection ending on the report date and encompassing advertising from the Saturday before the report release date through the following Friday.