

[AMS 2453/LM XB403](#)

DAILY ESTIMATED CUTOUT VALUES

	Choice 600-900#	Select 600-900#	Choice/Select Spread
Current Cutout Values:	381.20	363.09	18.11
Change from prior day:	(-4.57)	(-2.80)	
Primal Rib	543.61	494.08	
Primal Chuck	333.42	335.87	
Primal Round	326.74	325.62	
Primal Loin	482.82	424.72	
Primal Brisket	331.19	326.58	
Primal Short Plate	283.14	283.14	
Primal Flank	250.55	239.86	
			Load Count:
			Total 119
			Choice 81
			Select 16
			Trimming 12
			Grinds 10

Fresh 50% Trimmings 12 Loads @ 180.37

[AMS 2829/NW LS441](#)

USDA BY-PRODUCT DROP VALUE (STEER) - DAILY

14.15 Change: UNCH

[AMS 2466/LM CT100](#)

5 AREA WEEKLY ACCUMULATED WEIGHTED AVG CATTLE PRICE

As of 10:00 am	Head Count	Avg Weight	Avg Price
Live Steer			
Live Heifer			
Dressed Steer	120	1,008	395.00
Dressed Heifer			

[AMS 3208/SJ LS710](#)

DAILY CATTLE SLAUGHTER

Today	108,000
Week Ago	110,000
Year Ago (act)	118,058
Week to Date	318,000
Same Period Last Week	324,000
Same Period Last Year	350,028
Previous Day	Steer and Heifer 90,000 Cow and Bull 20,000

[AMS 3209/SJ LS712](#)

BEEF PRODUCTION

	7/4/2026 (Estimate)	Last Week (Estimate)	(Actual)
Slaughter	458,000	537,000	474,000
Live Weights	1455	1457	1410
Dressed Weights	891	891	866
Beef Production (millions of pounds)	407	478	410

[AMS 2825/NW LS410](#)

USDA BEEF CARCASS PRICE EQUIVALENT INDEX VALUE

	Choice 600-900#	Select 600-900#	Dressing percent:	
			Steer	Heifer
Change	\$377.08 (-2.33)	\$357.33 (-1.45)	63.78	63.65

[AMS 2455/LM XB405](#)

USDA NATIONAL CUTTER COW CARCASS CUTOUT

	359.92	1.77	90% Lean	464.11
--	--------	------	----------	--------

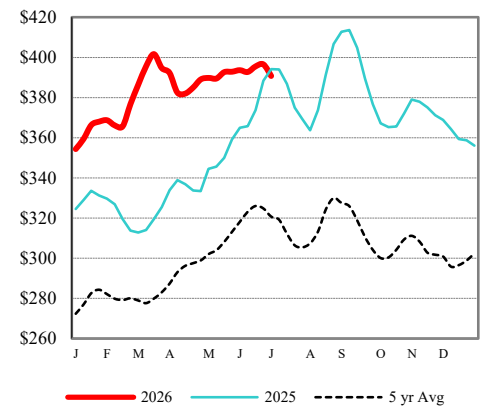
[CME LIVE CATTLE](#)

	High	Low	Change	Settle
APR	N/A			
JUN	N/A			
AUG	N/A			

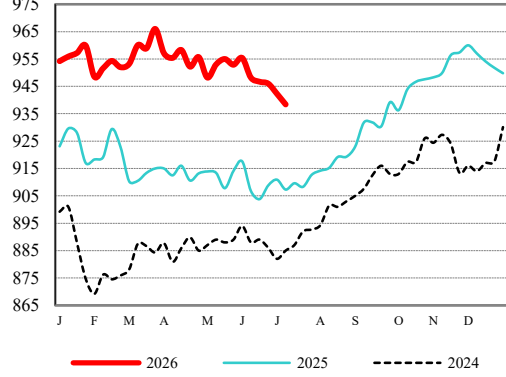
[CME FEEDER CATTLE](#)

	High	Low	Change	Settle
APR	N/A			
MAY	N/A			
AUG	N/A			

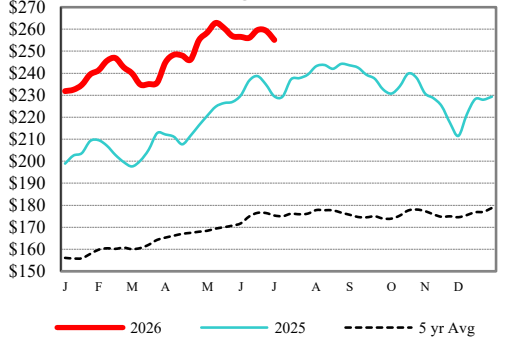
Weekly Choice Cutout



LMR Steer/Heifer Dressed Weights



5 Area Weekly Wtd Avg Steer Price



Weekly Ch/Se Spread

