

[AMS 2453/LM XB403](#)

DAILY ESTIMATED CUTOUT VALUES

	Choice 600-900#	Select 600-900#	Choice/Select Spread
Current Cutout Values:	385.77	365.89	19.88
Change from prior day:	(-0.71)	0.02	
Primal Rib	561.96	489.81	
Primal Chuck	337.94	334.70	
Primal Round	327.25	326.72	
Primal Loin	482.51	433.96	
Primal Brisket	332.98	326.56	
Primal Short Plate	296.93	296.93	
Primal Flank	251.33	253.15	
			Load Count:
			Total 128
			Choice 81
			Select 27
			Trimming 10
			Grinds 8

Fresh 50% Trimmings 10 Loads @ 183.22

[AMS 2829/NW LS441](#)

USDA BY-PRODUCT DROP VALUE (STEER) - DAILY
14.15 Change: UNCH

[AMS 2466/LM CT100](#)

5 AREA WEEKLY ACCUMULATED WEIGHTED AVG CATTLE PRICE

As of 10:00 am

	Head Count	Avg Weight	Avg Price
Live Steer			
Live Heifer			
Dressed Steer			
Dressed Heifer			

[AMS 3208/SJ LS710](#)

DAILY CATTLE SLAUGHTER

Today	110,000	
Week Ago	110,000	
Year Ago (act)	118,829	
Week to Date	210,000	
Same Period Last Week	214,000	
Same Period Last Year	231,970	
Previous Day	Steer and Heifer 87,000	Cow and Bull 13,000

[AMS 3209/SJ LS712](#)

	7/4/2026 (Estimate)	Last Week (Estimate)	(Actual)
BEEF PRODUCTION			
Slaughter	458,000	537,000	474,000
Live Weights	1455	1457	1410
Dressed Weights	891	891	866
Beef Production (millions of pounds)	407	478	410

[AMS 2825/NW LS410](#)

USDA BEEF CARCASS PRICE EQUIVALENT INDEX VALUE

	Choice 600-900#	Select 600-900#	Dressing percent:	
			Steer	Heifer
Change	\$379.41 (-1.54)	\$358.78 (-1.17)	63.78	63.64

[AMS 2455/LM XB405](#)

USDA NATIONAL CUTTER COW CARCASS CUTOUT

358.15 (-0.45) 90% Lean 460.88

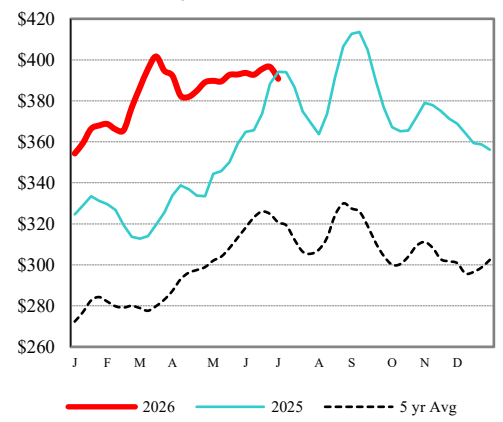
CME LIVE CATTLE

	High	Low	Change	Settle
APR	N/A			
JUN	N/A			
AUG	N/A			

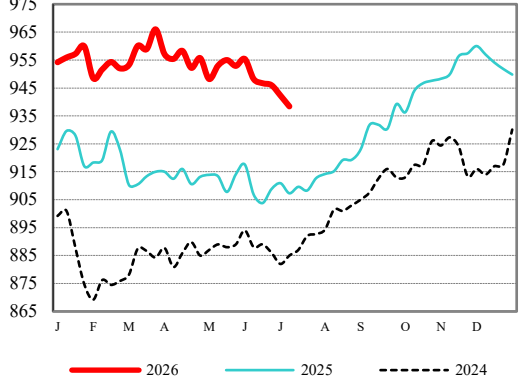
CME FEEDER CATTLE

	High	Low	Change	Settle
APR	N/A			
MAY	N/A			
AUG	N/A			

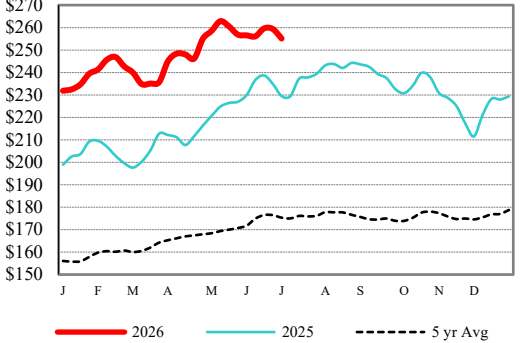
Weekly Choice Cutout



LMR Steer/Heifer Dressed Weights



5 Area Weekly Wtd Avg Steer Price



Weekly Ch/Se Spread

