

[AMS 2453/LM XB403](#)

DAILY ESTIMATED CUTOUT VALUES

	Choice <u>600-900#</u>	Select <u>600-900#</u>	Choice/Select Spread
Current Cutout Values:	387.07	367.43	
Change from prior day:	(-4.19)	(-2.26)	

	Choice	Select	Load Count:
Primal Rib	581.89	493.82	
Primal Chuck	335.56	336.63	Choice 84
Primal Round	324.55	330.33	Select 11
Primal Loin	486.16	435.54	Trimming 8
Primal Brisket	342.38	331.50	Grinds 9
Primal Short Plate	286.78	286.78	
Primal Flank	245.78	248.64	

Fresh 50% Trimmings 8 Loads @ 181.85

[AMS 2829/NW LS441](#)

USDA BY-PRODUCT DROP VALUE (STEER) - DAILY

14.17 **Change:** UNCH

[AMS 2466/LM CT100](#)

5 AREA WEEKLY ACCUMULATED WEIGHTED AVG CATTLE PRICE

As of 10:00 am

	Head Count	Avg Weight	Avg Price
Live Steer	7,014	1,527	255.25
Live Heifer	3,795	1,354	255.35
Dressed Steer	9,922	1,022	402.56
Dressed Heifer	1,570	914	403.08

[AMS 3208/SJ LS710](#)

DAILY CATTLE SLAUGHTER

Today	109,000
Week Ago	109,000
Year Ago (act)	113,703
Week to Date	433,000
Same Period Last Week	433,000
Same Period Last Year	472,421
Previous Day	Steer and Heifer 89,000 Cow and Bull 21,000

[AMS 3209/SJ LS712](#)

	6/27/2026 (Estimate)	Last Week (Estimate)	(Actual)
BEEF PRODUCTION			
Slaughter	537,000	526,000	561,000
Live Weights	1457	1463	1408
Dressed Weights	891	895	865
Beef Production (millions of pounds)	478	470	484

[AMS 2825/NW LS410](#)

USDA BEEF CARCASS PRICE EQUIVALENT INDEX VALUE

	Choice <u>600-900#</u>	Select <u>600-900#</u>	Dressing percent:	
			<u>Steer</u>	<u>Heifer</u>
Change	\$381.43 (-3.14)	\$361.15 (-2.17)	63.88	63.78

[AMS 2455/LM XB405](#)

USDA NATIONAL CUTTER COW CARCASS CUTOUT

362.39 1.93 **90% Lean** 465.43

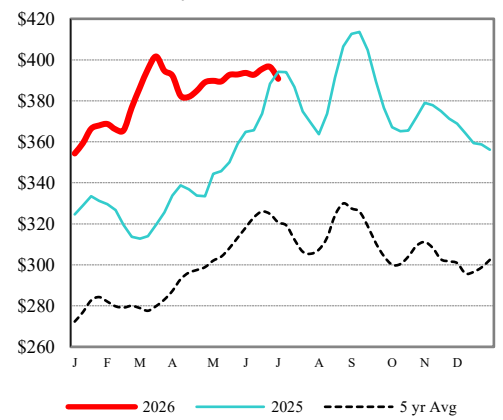
CME LIVE CATTLE

	High	Low	Change	Settle
APR	N/A			
JUN	N/A			
AUG	N/A			

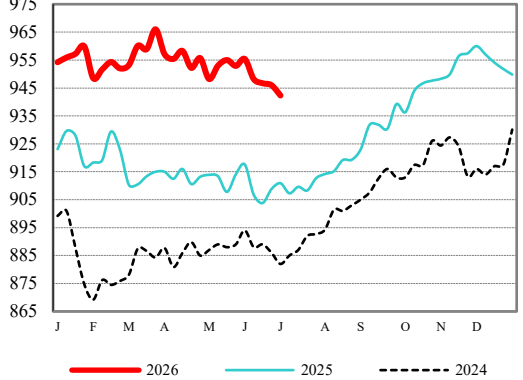
CME FEEDER CATTLE

	High	Low	Change	Settle
APR	N/A			
MAY	N/A			
AUG	N/A			

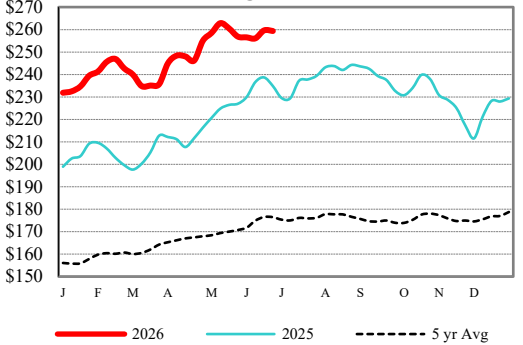
Weekly Choice Cutout



LMR Steer/Heifer Dressed Weights



5 Area Weekly Wtd Avg Steer Price



Weekly Ch/Se Spread

