

[AMS 2453/LM XB403](#)

DAILY ESTIMATED CUTOUT VALUES

	Choice <u>600-900#</u>	Select <u>600-900#</u>	Choice/Select Spread 22.73
Current Cutout Values:	399.58	376.85	
Change from prior day:	4.53	0.44	
Primal Rib	592.44	484.09	Load Count: Total 95 Choice 70 Select 12 Trimming 0 Grinds 13
Primal Chuck	343.58	341.62	
Primal Round	335.84	339.34	
Primal Loin	506.89	459.56	
Primal Brisket	344.84	340.81	
Primal Short Plate	309.63	309.63	
Primal Flank	253.64	244.17	

Fresh 50% Trimmings 0 Loads @ 0.00

[AMS 2829/NW LS441](#)

USDA BY-PRODUCT DROP VALUE (STEER) - DAILY

14.69 **Change:** Unch

[AMS 2466/LM CT100](#)

5 AREA WEEKLY ACCUMULATED WEIGHTED AVG CATTLE PRICE

As of 10:00 am

	Head Count	Avg Weight	Avg Price
Live Steer			
Live Heifer			
Dressed Steer			
Dressed Heifer			

[AMS 3208/SJ LS710](#)

DAILY CATTLE SLAUGHTER

Today	109,000	
Week Ago	109,000	
Year Ago (act)	118,040	
Week to Date	208,000	
Same Period Last Week	211,000	
Same Period Last Year	218,822	
Previous Day	Steer and Heifer 83,000	
	Cow and Bull 16,000	

[AMS 3209/SJ LS712](#)

BEEF PRODUCTION	6/13/2026 (Estimate)	Last Week (Estimate)	(Actual)
Slaughter	524,000	533,000	560,000
Live Weights	1465	1470	1409
Dressed Weights	897	901	863
Beef Production (millions of pounds)	469	479	483

[AMS 2825/NW LS410](#)

USDA BEEF CARCASS PRICE EQUIVALENT INDEX VALUE

	Choice <u>600-900#</u>	Select <u>600-900#</u>	Dressing percent:	
			<u>Steer</u>	<u>Heifer</u>
Change	2.28	0.23	63.61	63.55

[AMS 2455/LM XB405](#)

USDA NATIONAL CUTTER COW CARCASS CUTOUT

356.96 (-1.06) 90% Lean 454.84

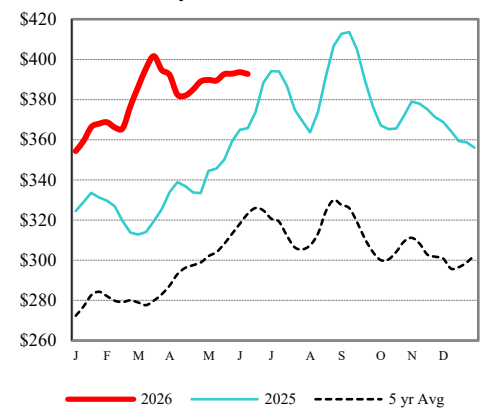
CME LIVE CATTLE

	High	Low	Change	Settle
APR	N/A			
JUN	N/A			
AUG	N/A			

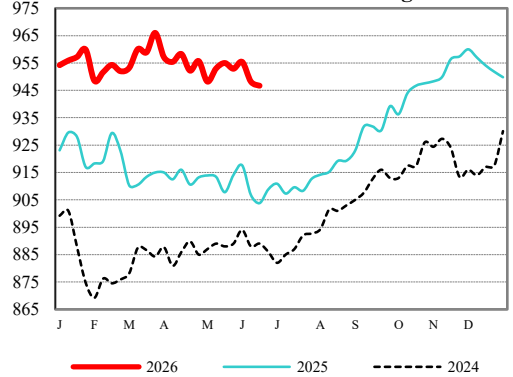
CME FEEDER CATTLE

	High	Low	Change	Settle
APR	N/A			
MAY	N/A			
AUG	N/A			

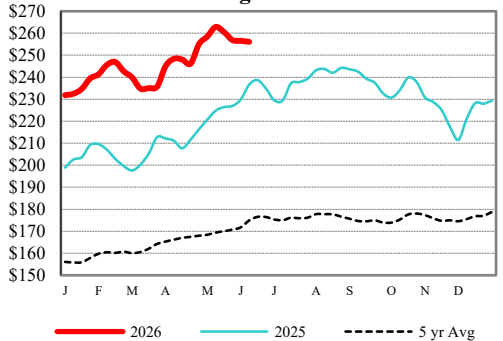
Weekly Choice Cutout



LMR Steer/Heifer Dressed Weights



5 Area Weekly Wtd Avg Steer Price



Weekly Ch/Se Spread

