

# National Weekly Cattle And Beef Summary

Des Moines, Iowa  
For Week Ending:

Mon Jun 15, 2026  
6/12/2026

## USDA Livestock, Poultry & Grain Market News

This Week Prior Week Last Year

### LM XB463

#### NATIONAL COMPREHENSIVE BOXED BEEF

CUTOUT VALUES	397.76	393.97	367.51
Primal Rib	566.54	559.99	542.50
Primal Chuck	337.61	335.55	293.26
Primal Round	329.64	330.86	296.48
Primal Loin	500.07	513.26	524.49

### WEEKLY COMPREHENSIVE ITEM SUMMARY

Select & Choice Spot Market Loads	464
Comprehensive Loads	3063
CH&SE Percent of the Comprehensive	15%

#### LMR Cattle Purchase Type Breakdown

2025	National	5-Area	TX/OK/NM*	KS	NE	IA
<b>Negotiated</b>	17.8	18.2	4.1	7.9	26.5	48.7
<b>Formula</b>	63.3	66.0	87.8	79.3	54.7	20.1
<b>Forward Contract</b>	9.0	5.7	2.0	2.9	7.7	15
<b>Negotiated Grid</b>	9.9	10.1	6.1	9.9	11.1	16.2

\* Includes only Q1-Q3 due to 3/70/20 confidentiality guidelines

[National Weekly Fed Cattle Comprehensive Report](#)

[National Weekly Fed Cattle Comprehensive CSV Report](#)

### LM CT 169

#### DIRECT CATTLE PREMIUM AND DISCOUNTS

Prime	10.25	10.87	12.59
Choice	0.00	0.00	0.00
Select	(12.56)	(7.94)	(12.63)
Standard	(28.33)	(24.25)	(29.77)
CAB	4.84	4.84	5.02

### LM CT150

#### 5 AREA WEEKLY WEIGHTED CATTLE PRICE

Live Steer	256.08	256.53	238.68
Live Heifer	256.23	256.86	237.04
Dressed Steer	404.88	404.66	380.06
Dressed Heifer	404.66	405.06	378.70

### NW LS441

#### USDA BY-PRODUCT DROP VALUE (STEER)

14.69	14.65	11.22
-------	-------	-------

### SJ LS712

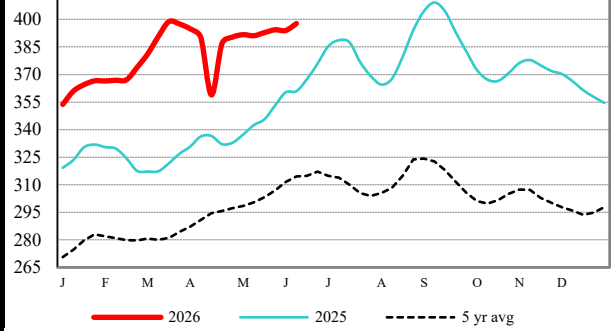
#### WEEKLY ESTIMATED BEEF PRODUCTION

6/12/2026	(Estimate)	(Estimate)	(Actual)
Slaughter	524,000	533,000	460,000
Live Weights	1465	1470	1409
Dressed Weights	897	901	863
Beef Production (mil lbs)	468.9	479.1	482.5

LMR CH & up Grading %, Weights, and Dressing % (Formula, Forward Contract & Grid Net Purchases Based on State of Origin for WE today)

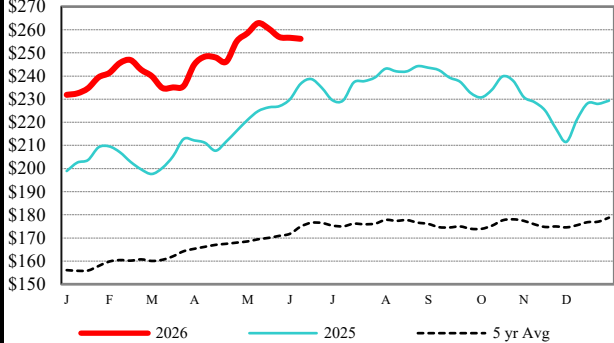
Beef Type Str/Hfr:	Grading	Carcass Wt	Dressing
TX/OK/NM	83.52%	930.0	64.45%
Kansas	88.54%	945.9	64.29%
Nebraska	90.85%	978.8	64.23%
Colorado	91.78%	936.5	63.62%
IA/MN	92.22%	968.5	63.83%
Dairybred Str/Hfr:			
National	87.48%	884.6	60.73%

#### Weekly Comprehensive Cutout Value

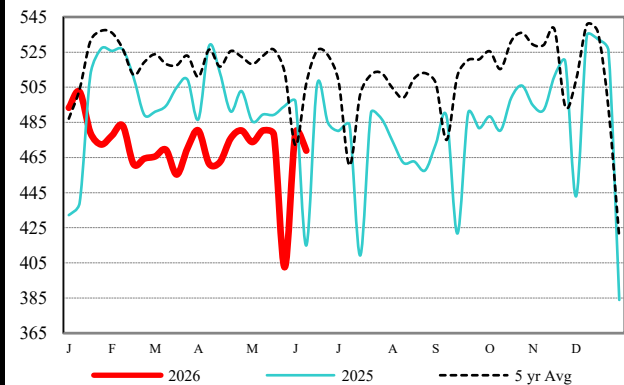


#### 5 Area Weekly

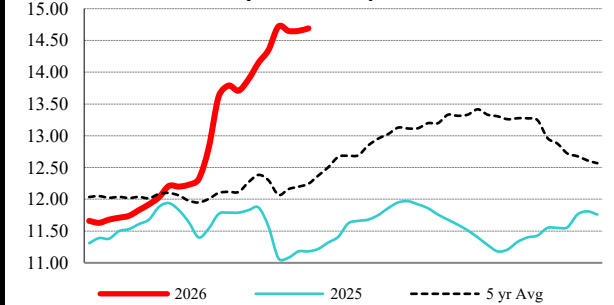
#### Wtd Avg Steer Price



#### Weekly Beef Production



#### Weekly Steer Drop Value



## USDA Livestock, Poultry & Grain Market News

Des Moines, Iowa

Phone: 515-284-4460

Email: [desm.lgmn@usda.gov](mailto:desm.lgmn@usda.gov)

[www.ams.usda.gov/LSMarketNews](http://www.ams.usda.gov/LSMarketNews)