

AUCTION SUMMARY

AMS 2024		2,649			Friday
Herreid Livestock					
Herreid, SD					
Feeder Steers	500-600 lbs	514.00	Feeder Heifers	500-600 lbs	425.00-436.00
Medium & Large #1	600-700 lbs	428.00-437.50	Medium & Large #1	600-700 lbs	385.00-418.00
	700-800 lbs	406.00-412.00		700-800 lbs	371.50-381.00
	800-900 lbs	357.50-369.00		800-900 lbs	334.00-345.75
	900-1000 lbs	337.00-363.25		900-1000 lbs	307.50

AMS 1849		2,193			Friday
Lexington Livestock					
Lexington, NE					
Feeder Steers	600-700 lbs	416.00-460.00	Feeder Heifers	500-600 lbs	402.00-411.00
Medium & Large #1	700-800 lbs	390.00-395.00	Medium & Large #1	600-700 lbs	381.00-393.00
	800-900 lbs	350.75-383.50		700-800 lbs	342.50-393.00
	900-1000 lbs	330.75-346.75		800-900 lbs	334.50
	1000-1100 lbs	325.25-326.50		900-1000 lbs	

AMS 1810		1,320			Friday
Eastern MO Commission Company					
Bowling Green, MO					
Feeder Steers	300-400 lbs	622.00-642.50	Feeder Heifers	500-600 lbs	410.00-440.00
Medium & Large #1	400-500 lbs	545.00	Medium & Large #1	600-700 lbs	358.00-417.50
	500-600 lbs	467.50-512.00		700-800 lbs	
	600-700 lbs	409.00-457.50		800-900 lbs	319.00-328.00
	700-800 lbs	372.00-410.00		900-1000 lbs	311.00

CHICAGO MERCANTILE EXCHANGE LIVESTOCK FUTURES SETTLEMENTS

Live Cattle		<u>Change</u>	Feeder Cattle		<u>Change</u>
Jun	249.875	(1.600)	Aug	357.425	(2.225)
Aug	241.175	(1.500)	Sep	354.550	(1.975)
Oct	233.800	(1.600)	Oct	350.925	(1.875)

CHICAGO BOARD OF TRADE GRAIN FUTURES SETTLEMENTS

Corn		<u>Change</u>	Soybeans		<u>Change</u>
Jul	4.1275	0.0100	Jul	11.1350	(0.0150)
Sep	4.2075	0.0075	Aug	11.1875	(0.0175)
Dec	4.4025	0.0075	Sep	11.1775	(0.0225)

KANSAS CITY BOARD OF TRADE		Wheat		<u>Change</u>
		Jul	6.3450	(0.0025)
		Sep	6.4075	(0.0050)
		Dec	6.5400	(0.0225)

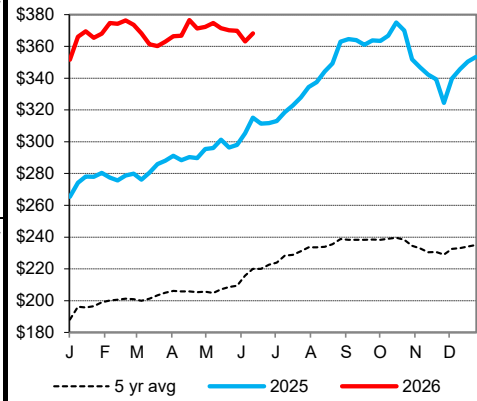
AMS 2466				Friday
5 AREA WKLY ACCUMULATED WTD AVG SLAUGHTER CATTLE PRICE				
	<u>Head Count</u>	<u>Avg Weight</u>	<u>Avg Price</u>	
Live Steer	173	1,508	254.15	
Live Heifer	35	1,375	255.00	
Dressed Steer	1,008	1,009	405.60	
Dressed Heifer	293	888	404.59	

AMS 2453				Friday
DAILY ESTIMATED BOXED BEEF CUTOUT VALUES				
Choice	Select	Choice Cuts	53 loads	
600-900#	600-900#	Select Cuts	9 loads	
391.93	372.72	Trimming	4 loads	
(1.28)	(0.53)	Grinds	11 loads	

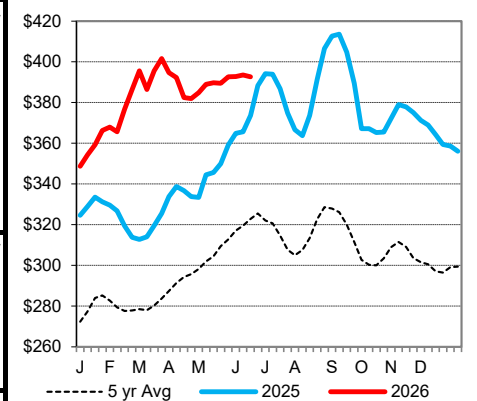
AMS 3208				Friday
ESTD DAILY CATTLE SLAUGHTER				
Friday	95,000	Sat. 8000		
Week Ago (est)	100,000	5,000		
Year Ago (act)	101,000	2,000		
Wk to date (est)	516,000	524,000		
Last Week (est)	528,000	533,000		
Last Year (est)	559,000	560,000		
Previous Day Estimated:	Steer and Heifer	85,000		
	Cow and Bull	20,000		

AMS 2101				Saturday
Torrington Livestock				
Torrington, WY				
Avg Dressing				
	<u>Pct Lean</u>	<u>Price</u>		
Breaking	75-80	177.00-188.00		
Boning	80-85	180.00-188.00		
Lean	85-90			

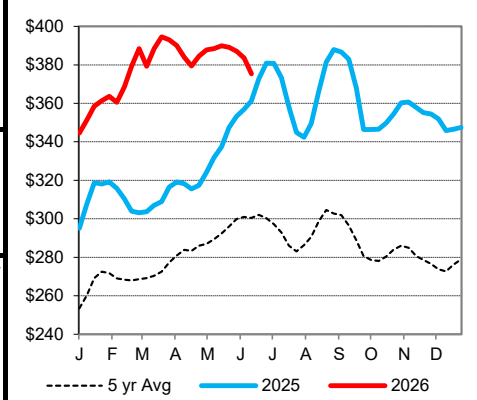
CME Feeder Cattle Index



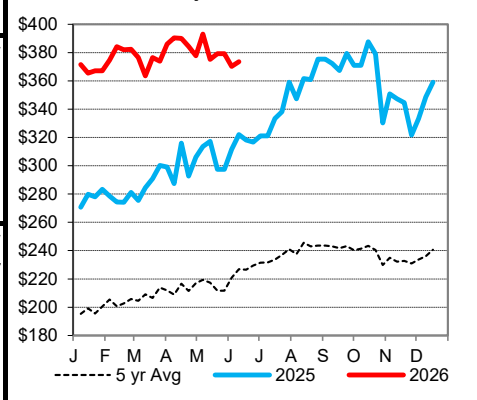
Weekly Choice Cutout



Weekly Select Cutout



Oklahoma City 700-800 lb Steer Price



St. Joseph, Missouri
Phone: 816-676-7000
Email: stjoe.lpgmn@usda.gov
<http://www.ams.usda.gov/LSMarketNews>