

[AMS 2453/LM\\_XB403](#)

DAILY ESTIMATED CUTOUT VALUES

	Choice <u>600-900#</u>	Select <u>600-900#</u>	Choice/Select Spread
Current Cutout Values:	395.05	376.41	18.64
Change from prior day:	3.12	3.69	
Primal Rib	575.85	487.50	
Primal Chuck	338.19	338.91	
Primal Round	334.15	339.69	
Primal Loin	508.40	461.76	
Primal Brisket	345.06	346.57	
Primal Short Plate	297.47	297.47	
Primal Flank	249.73	244.25	
			<b>Load Count:</b>
			Total 68
			Choice 41
			Select 9
			Trimming 6
			Grinds 12

Fresh 50% Trimmings 6 Loads @ 187.74

[AMS 2829/NW\\_LS441](#)

USDA BY-PRODUCT DROP VALUE (STEER) - DAILY

14.69 Change: Unch

[AMS 2466/LM\\_CT100](#)

5 AREA WEEKLY ACCUMULATED WEIGHTED AVG CATTLE PRICE

As of 10:00 am	Head Count	Avg Weight	Avg Price
Live Steer	10,980	1,545	256.08
Live Heifer	6,088	1,375	256.23
Dressed Steer	5,673	1,008	404.88
Dressed Heifer	1,960	888	404.66

[AMS 3208/SJ\\_LS710](#)

DAILY CATTLE SLAUGHTER

Today	99,000		
Week Ago	102,000		
Year Ago (act)	100,782		
Week to Date	99,000		
Same Period Last Week	102,000		
Same Period Last Year	100,782	Friday	Saturday
Previous Day	Steer and Heifer	75,000	8,000
	Cow and Bull	20,000	

[AMS 3209/SJ\\_LS712](#)

BEEF PRODUCTION	6/13/2026 (Estimate)	Last Week (Estimate)	(Actual)
Slaughter	524,000	533,000	560,000
Live Weights	1465	1470	1409
Dressed Weights	897	901	863
Beef Production (millions of pounds)	469	479	483

[AMS 2825/NW\\_LS410](#)

USDA BEEF CARCASS PRICE EQUIVALENT INDEX VALUE

	Choice <u>600-900#</u>	Select <u>600-900#</u>	Dressing percent:	
			Steer	Heifer
	\$383.15	\$365.72	63.64	63.57
Change	0.62	(-1.77)		

[AMS 2455/LM\\_XB405](#)

USDA NATIONAL CUTTER COW CARCASS CUTOUT

358.02 (-1.32) 90% Lean 454.84

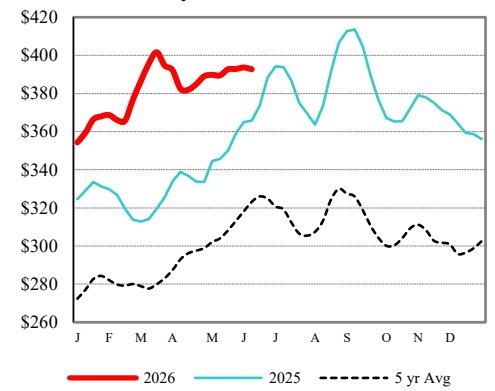
[CME LIVE CATTLE](#)

	High	Low	Change	Settle
APR	N/A			
JUN	N/A			
AUG	N/A			

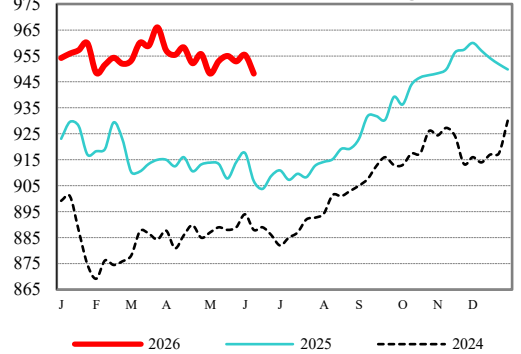
[CME FEEDER CATTLE](#)

	High	Low	Change	Settle
APR	N/A			
MAY	N/A			
AUG	N/A			

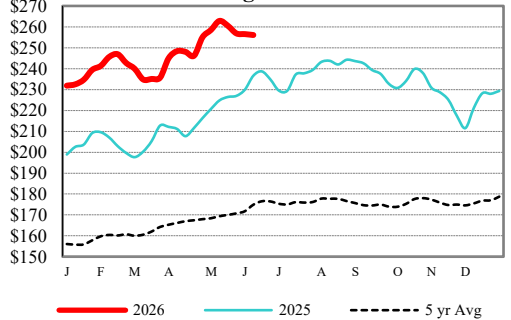
Weekly Choice Cutout



LMR Steer/Heifer Dressed Weights



5 Area Weekly Wtd Avg Steer Price



Weekly Ch/Se Spread

