

[AMS 2453/LM XB403](#)

DAILY ESTIMATED CUTOUT VALUES

	Choice <u>600-900#</u>	Select <u>600-900#</u>	Choice/Select Spread
Current Cutout Values:	391.93	372.72	19.21
Change from prior day:	(-1.28)	(-0.53)	
Primal Rib	572.00	480.82	
Primal Chuck	337.23	342.42	
Primal Round	328.08	330.47	
Primal Loin	506.47	456.11	
Primal Brisket	343.20	337.04	
Primal Short Plate	290.06	290.06	
Primal Flank	249.24	252.95	
			Load Count:
			Total 77
			Choice 53
			Select 9
			Trimming 4
			Grinds 11

Fresh 50% Trimmings 4 Loads @ 183.48

[AMS 2829/NW LS441](#)

USDA BY-PRODUCT DROP VALUE (STEER) - DAILY

14.69 Change: Unch

[AMS 2466/LM CT100](#)

5 AREA WEEKLY ACCUMULATED WEIGHTED AVG CATTLE PRICE

As of 10:00 am	Head Count	Avg Weight	Avg Price
Live Steer	173	1,508	254.15
Live Heifer	35	1,375	225.00
Dressed Steer	1,008	1,009	405.60
Dressed Heifer	293	888	404.59

[AMS 3208/SJ LS710](#)

DAILY CATTLE SLAUGHTER

	Friday	Saturday
Today	95,000	8,000
Week Ago	100,000	5,000
Year Ago (act)	100,859	1,655
Week to Date	516,000	524,000
Same Period Last Week	528,000	533,000
Same Period Last Year	558,627	560,282
Previous Day	Steer and Heifer Cow and Bull	85,000 20,000

[AMS 3209/SJ LS712](#)

BEEF PRODUCTION

	6/13/2026 (Estimate)	Last Week (Estimate)	(Actual)
Slaughter	524,000	533,000	560,000
Live Weights	1465	1470	1409
Dressed Weights	897	901	863
Beef Production (millions of pounds)	469	479	483

[AMS 2825/NW LS410](#)

USDA BEEF CARCASS PRICE EQUIVALENT INDEX VALUE

	Choice <u>600-900#</u>	Select <u>600-900#</u>	Dressing percent:	
			Steer	Heifer
	\$382.53	\$367.49	63.74	63.69
Change	(-0.97)	(-0.59)		

[AMS 2455/LM XB405](#)

USDA NATIONAL CUTTER COW CARCASS CUTOUT

359.34 (-0.29) 90% Lean 456.84

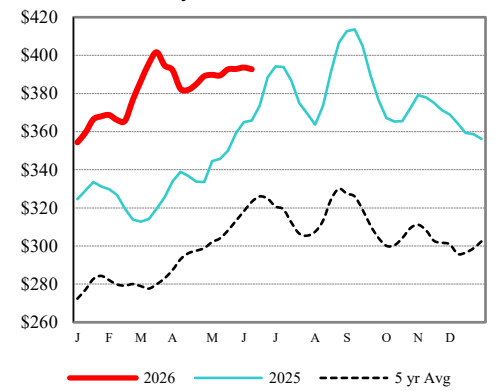
[CME LIVE CATTLE](#)

	High	Low	Change	Settle
APR	N/A			
JUN	N/A			
AUG	N/A			

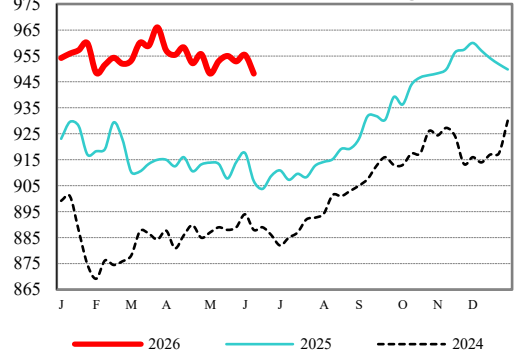
[CME FEEDER CATTLE](#)

	High	Low	Change	Settle
APR	N/A			
MAY	N/A			
AUG	N/A			

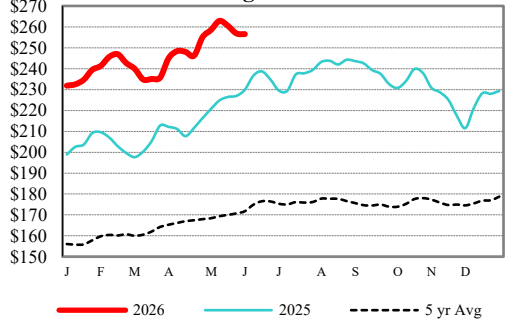
Weekly Choice Cutout



LMR Steer/Heifer Dressed Weights



5 Area Weekly Wtd Avg Steer Price



Weekly Ch/Se Spread

