



Advertised Prices for Specialty Crops Products at Major Grocery Store Outlets ending during the period of 6/6/2026 to 6/18/2026

The information contained in this report reflects prices advertised by major grocery retailers to consumers through circulars and digital promotions and gathered by USDA through a weekly survey.

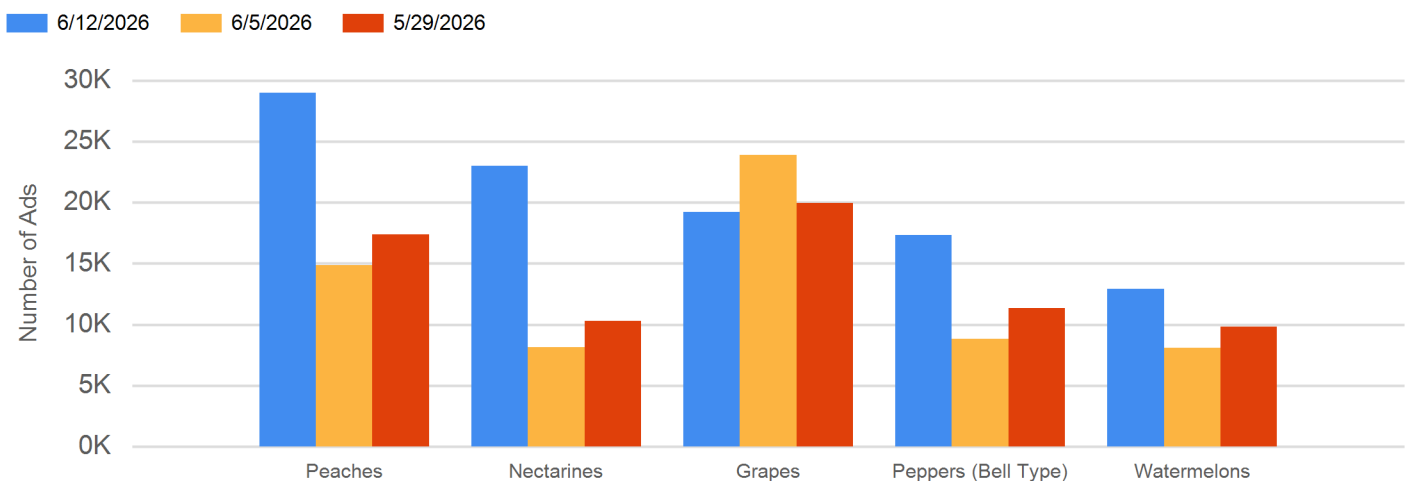
Peachy Keen

Yellow peaches were the most advertised item this week, followed closely by yellow nectarines and red cherries. Further indicating that summer produce is in full swing, the percentage of ads for fruit rose by 5% from last week. Watermelons, cantaloupes, honeydews, plums, and grapes were also highly featured. Berries, lemons, and limes completed the colorful array of sweet summer bounty. Locally grown produce is swiftly filling the produce department, and items like corn, lettuce, squash, and tomatoes were widely available this week from various regions across the country.

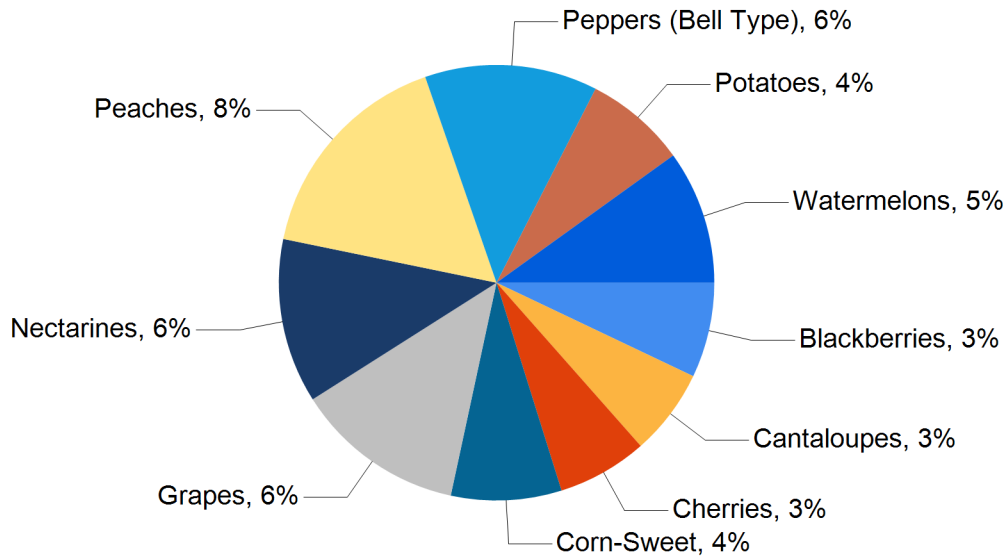
Total ad numbers this week were 314,027, an 8% increase from last week's total of 289,570. The total for the same week last year was 15% lower at 272,793. The total number of ads broken out by commodity groups: fruit 194,047 (62%), onions and potatoes 20,031 (6%), vegetables 95,388 (30%), herbs 2,064, ornamentals 306, hemp 2,309, and honey 1,946. The number of ads for organic produce was 49,608, 16% of total ads.

The following are the prices of major advertised items (3,000 plus ads) this week, compared to the same week last year. Significant increases in price for fruit this week included only seedless watermelons (each) at 11%. Significant decreases included miniature seedless watermelons (each) at 24%, honeydews (each) at 23%, blackberries (5.6-6 oz package) at 20%, lemons (2 lb. bag) at 18%, raspberries (6 oz. package) at 15%, white seedless grapes (per lb.) at 12%, and cantaloupes (each) at 10%. There were no significant changes in price for onions and potatoes this week. Significant increases in price for vegetables this week included only sweet corn (each) at 24%. There were no significant decreases.

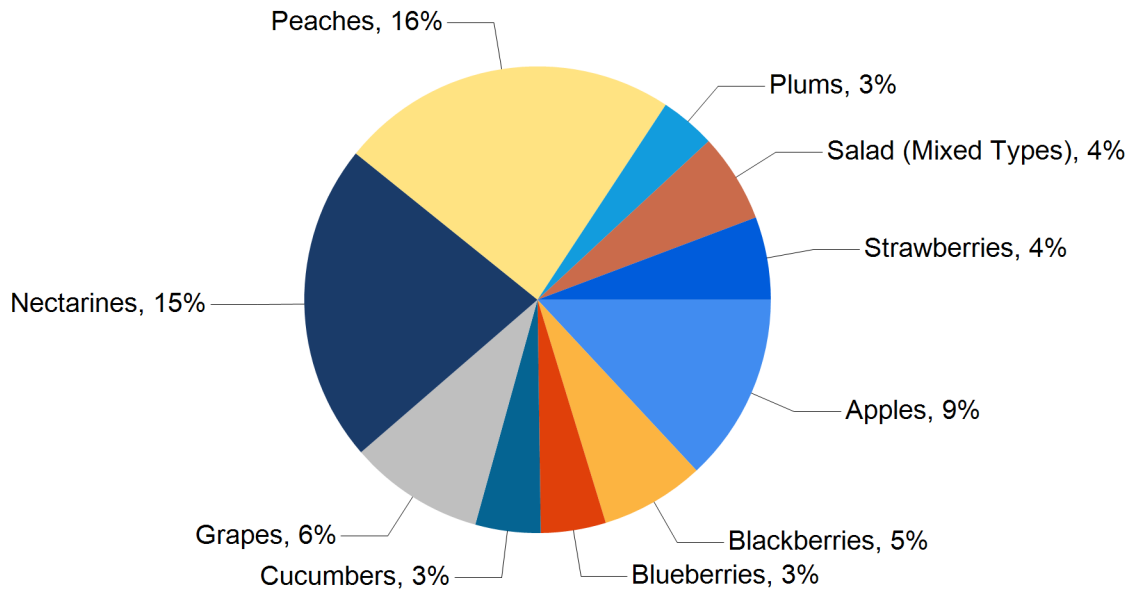
Top 5 Commodities Featured This Week



Top 10 Commodities as Percentage of Total Conventional Ads

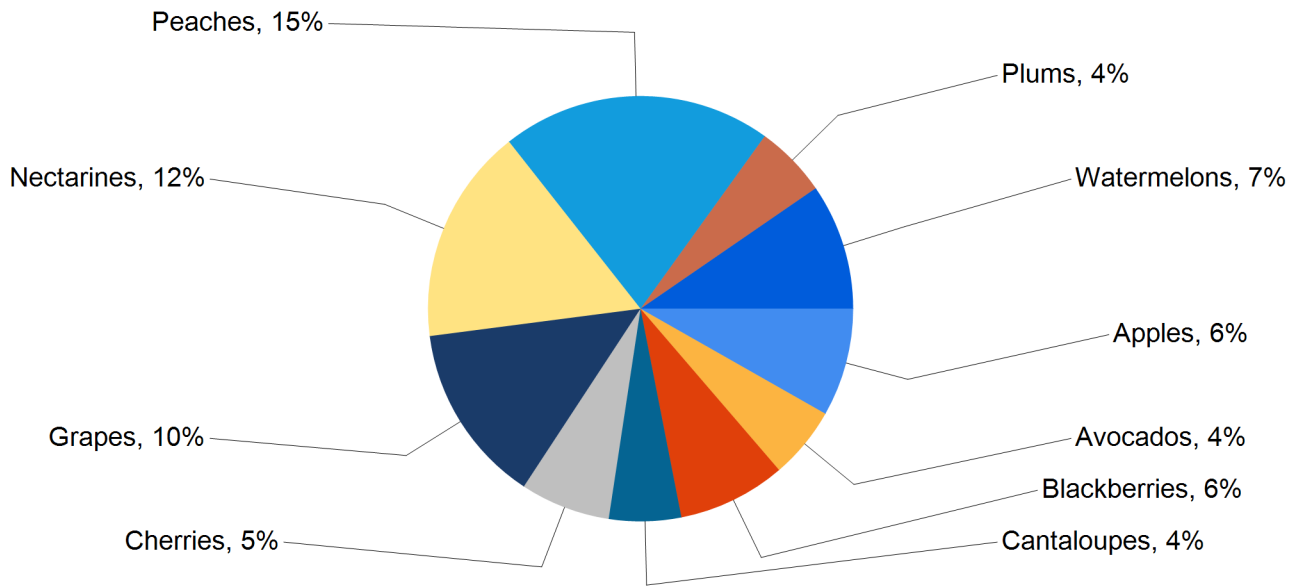


Top 10 Commodities as Percentage of Total Organic Ads

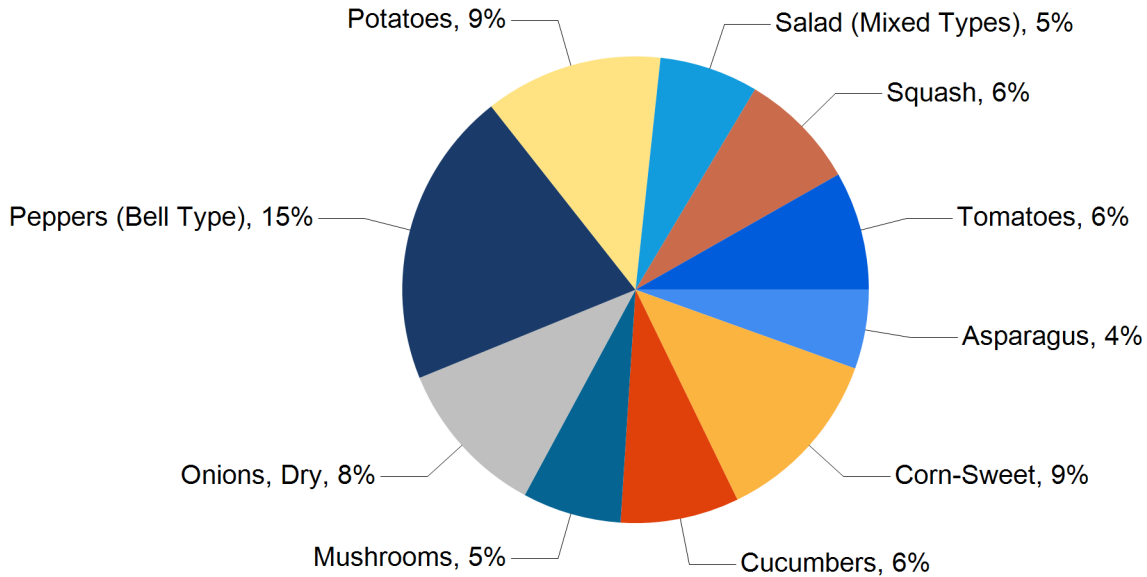


Wtd Avg - Simple weighted average

Top 10 Fruits as Percentage of Total Fruit Ads



Top 10 Vegetables as Percentage of Total Vegetable Ads Including Onions and Potatoes



Wtd Avg - Simple weighted average



NATIONAL CONVENTIONAL SUMMARY

(not including AK & HI)

Fruit								
Commodity	Variety	Unit	THIS WEEK		LAST WEEK		LAST YEAR	
			Number of Ads	Wtd Avg Price	Number of Ads	Wtd Avg Price	Number of Ads	Wtd Avg Price
Apples	COSMIC CRISP	per lb	1,494	1.84	1,945	2.37	1,295	1.85
Apples	Envy	per lb	145	2.83	188	2.19		
Apples	Fuji	2 lb bag	27	4.99	38	3.29		
Apples	Fuji	each	65	0.33				
Apples	Fuji	per lb	746	2.19	1,551	1.73	472	1.34
Apples	Gala/Royal Gala	per lb	2,192	1.43	674	1.45	1,316	1.80
Apples	Granny Smith	per lb	657	1.90	300	1.47	275	1.58
Apples	Honeycrisp	3 lb bag	185	5.99	185	5.99		
Apples	Honeycrisp	per lb	1,344	2.75	1,670	2.43	542	2.83
Apples	Pink Lady/Cripps Pink	per lb	302	1.36	629	2.08	148	2.06
Apples	Red Delicious	per lb	55	1.68	38	1.59	140	1.46
Apples, Processed	Juice	128 oz (1 gallon)	63	6.48	25	4.94		
Apples, Processed	Juice	64 oz (1/2 gallon)	1,708	2.98	3,634	2.74	1,661	2.80
Apples, Processed	Juice	96 oz (3/4 gallon)	20	4.99	23	3.49	272	3.51
Apples, Processed	Juice Marked Cider	128 oz (1 gallon)	208	6.74	208	6.74		
Apples, Processed	Juice Marked Cider	64 oz (1/2 gallon)	183	3.99	615	2.92	348	2.80
Apricots		per lb	540	3.32	207	3.69	846	3.60
Avocados	Hass	4 count mesh bags	1,169	4.43	1,136	4.09		
Avocados	Hass	5 count mesh bags	35	3.99	346	3.88		
Avocados	Hass	each	2,196	1.00	2,594	1.10	2,405	1.23
Avocados	Hass-Marked Extra Large	each	438	2.08	68	1.87	120	1.74
Avocados	Hass-Marked Large	each	743	1.42	339	1.67	1,356	1.63
Avocados	Hass-Marked Medium	each	1,332	1.09	558	1.14	607	1.29
Avocados	Hass-Marked Small	each	256	0.50	321	0.50	306	0.87
Avocados	Various Greenskin Varieties	each	65	2.99				
Avocados	Various Greenskin Varieties	per lb	34	0.99	26	0.98		
Bananas		per lb	609	0.60	542	0.58	405	0.57
Blackberries		1 pint (11-12 oz cntr w/ lid)	1,175	4.31	737	4.59	463	4.99
Blackberries		5.6-6 oz package	7,958	2.36	5,024	2.97	2,725	2.95
Blueberries		1 pint (11-12 oz cntr w/ lid)	2,492	3.50	8,478	2.78	4,319	2.91
Blueberries		18 oz package	673	5.10	2,997	4.84	1,088	4.67
Blueberries		6 oz package	674	3.22	1,229	3.30	748	2.54
Blueberries		9.8 oz package	137	6.99	1,426	4.81		
Cantaloupes		each	7,782	2.89	7,377	2.65	4,508	3.21
Cantaloupes		per lb	476	0.52	354	0.52	214	0.73

Wtd Avg - Simple weighted average



Weekly Grocery Store Specialty Crops Feature Activity
Friday, June 12, 2026 - Page 5

Commodity	Variety	Unit	THIS WEEK		LAST WEEK		LAST YEAR	
			Number of Ads	Wtd Avg Price	Number of Ads	Wtd Avg Price	Number of Ads	Wtd Avg Price
Cherries	Rainier	per lb	242	7.01			20	7.99
Cherries	Red Varieties	per lb	8,398	5.06	1,223	5.58	7,765	4.99
Coconut		each	20	3.00				
Coconut	YOUNG TYPE	each	55	2.50				
Grapefruit	RED	each	177	0.79			455	1.00
Grapefruit	RED	per lb	22	0.79	106	1.99	126	1.87
Grapes	Black Seedless	per lb	1,774	2.28	2,110	2.42	1,358	2.71
Grapes	Red Globe Seeded Type	per lb	34	2.49	47	1.98		
Grapes	Red Seedless	2 lb container with lid	183	5.00	220	6.31		
Grapes	Red Seedless	per lb	5,618	2.61	8,709	2.21	4,187	2.86
Grapes	White Seedless Type	2 lb container with lid	183	5.00	220	6.31		
Grapes	White Seedless Type	per lb	8,376	2.21	6,345	2.42	5,109	2.52
Honeydews		each	3,801	3.19	727	4.62	221	4.16
Honeydews		per lb	125	1.32	290	0.75	107	0.99
Kiwifruit	Hayward	1-lb containers with lids	60	3.99	532	5.04	246	4.49
Kiwifruit	Hayward	2-lb containers with lids	255	4.99	190	6.99		
Kiwifruit	Yellow Flesh	1-lb containers with lids	1,598	4.92	508	4.73	353	4.63
Lemons		2 lb bag	3,009	2.56	555	4.00	2,738	3.12
Lemons		each	1,455	0.64	1,746	0.71	2,598	0.63
Lemons		per lb	46	1.29	46	1.19	162	0.88
Limes		2 pound bags	162	3.99	371	4.13		
Limes		each	3,603	0.43	1,231	0.44	1,931	0.40
Limes		per lb	125	1.08			180	0.96
Mangoes	Round Varieties	each	1,912	1.11	2,146	1.02	4,325	1.30
Mangoes	Round Varieties Marked Extra Large	each	90	1.58			533	1.44
Mangoes	Round Varieties Marked Large	each	202	0.93	979	1.27	401	1.00
Mangoes	Yellow Varieties	each	539	0.86	802	1.13	2,403	1.39
Nectarines	Various White Flesh Varieties	per lb	6,530	2.54	1,998	3.25	3,134	2.67
Nectarines	Various Yellow Flesh Varieties	2 lb bags	517	3.67	176	2.99		
Nectarines	Various Yellow Flesh Varieties	per lb	8,678	2.59	4,543	2.70	5,500	2.67
Oranges	Navel	3 lb bag	876	4.45	292	4.24	46	4.98
Oranges	Navel	4 lb bag	119	5.22	633	4.63	309	5.25
Oranges	Navel	each	931	1.23	1,394	0.84	537	1.04
Oranges	Navel	per lb	1,496	1.10	2,457	1.51	524	1.49
Oranges	Valencia	4 lb bag	559	5.00	559	5.00		
Oranges	Valencia	per lb	46	0.50	46	0.99		
Papaya	Maradol/Tainung Types	each	21	0.99			252	5.49
Papaya	Maradol/Tainung Types	per lb	856	1.11	1,151	1.11	927	1.25
Peaches	Various White Flesh Varieties	per lb	5,437	2.66	3,349	3.05	4,636	2.59
Peaches	Various Yellow Flesh Varieties	2 lb bags	2,496	3.34	368	4.24		
Peaches	Various Yellow Flesh Varieties	per lb	13,326	2.13	9,367	2.24	12,192	2.10

Wtd Avg - Simple weighted average



Commodity	Variety	Unit	THIS WEEK		LAST WEEK		LAST YEAR	
			Number of Ads	Wtd Avg Price	Number of Ads	Wtd Avg Price	Number of Ads	Wtd Avg Price
Pears	Bartlett	per lb	250	1.69	2,382	1.89	583	2.08
Pears	Bosc	per lb	228	1.66	563	1.37	38	1.99
Pears	D'Anjou	per lb	190	1.69	893	1.67	38	1.99
Pineapples		each	1,715	3.27	3,897	2.88	3,369	2.71
Pineapples		per lb	168	0.78	162	0.82	273	0.87
Plantains		per lb	355	0.83	596	0.52		
Plums		2 lb bags	285	2.99				
Plums		per lb	6,241	2.65	2,388	2.90	2,953	2.70
Plums	Interspecific Type	per lb	503	3.41			258	3.17
Pomegranates		each	1,217	3.99	78	2.99		
Raspberries		1 pint (11-12 oz cntr w/ lid)	1,118	4.40	970	4.84	58	4.05
Raspberries		6 oz package	4,429	2.60	4,932	3.10	2,321	3.06
Strawberries		1 lb package	2,602	3.45	5,822	2.89	6,557	2.51
Strawberries		2 lb package	2,505	4.90	2,719	4.72	2,106	4.66
Tangerines/Mandarins		2 lb bag	571	4.42	188	4.71	140	3.68
Tangerines/Mandarins		3 lb bag	1,564	3.39	615	4.52	319	5.02
Watermelons	Red Flesh Seeded Type	each	715	6.82	363	7.20	1,102	4.81
Watermelons	Red Flesh Seedless Miniature	each	5,032	2.96	1,739	3.72	900	3.90
Watermelons	Red Flesh Seedless Type	each	6,766	5.35	5,487	5.30	7,624	4.83
Watermelons	Red Flesh Seedless Type	per lb	328	0.52	463	0.44	1,258	0.59

Potatoes & Onions

Commodity	Variety	Unit	THIS WEEK		LAST WEEK		LAST YEAR	
			Number of Ads	Wtd Avg Price	Number of Ads	Wtd Avg Price	Number of Ads	Wtd Avg Price
Onions, Dry	RED	2 lb bag	153	2.73	74	3.22	74	3.49
Onions, Dry	RED	3 lb bag	72	4.99			279	3.91
Onions, Dry	RED	per lb	659	1.11	312	1.18	933	1.24
Onions, Dry	Red, Marked Sweet	2 lb bag	27	3.49	117	2.98		
Onions, Dry	WHITE	2 lb bag	68	2.04	22	2.00		
Onions, Dry	WHITE	3 lb bag	126	2.98				
Onions, Dry	WHITE	per lb	734	1.17	418	0.61	1,332	0.80
Onions, Dry	YELLOW	2 lb bag	96	1.99	161	1.71	789	1.42
Onions, Dry	YELLOW	3 lb bag	1,346	2.49	1,997	2.27	652	2.04
Onions, Dry	YELLOW	per lb	243	0.93	561	1.00	599	0.91
Onions, Dry	YELLOW MARKED SWEET	2 lb bag	108	2.50	130	2.99	20	2.99
Onions, Dry	YELLOW MARKED SWEET	3 lb bag	904	2.99	2,030	3.91	1,558	3.27
Onions, Dry	YELLOW MARKED SWEET	4 lb bag	1,170	3.00				
Onions, Dry	YELLOW MARKED SWEET	5 lb bag	78	4.99	708	4.99	742	4.20
Onions, Dry	YELLOW MARKED SWEET	per lb	2,478	1.20	2,073	1.17	3,453	1.22
Potatoes	FINGERLING	24 oz bag	37	3.99	107	3.99		
Potatoes	MIXED COLORS	24 oz bag	124	3.75	279	3.37		
Potatoes	ROUND RED	10 lb bag	65	7.99				
Potatoes	ROUND RED	24 oz bag	419	3.70	408	3.32		

Wtd Avg - Simple weighted average



Commodity	Variety	Unit	THIS WEEK		LAST WEEK		LAST YEAR	
			Number of Ads	Wtd Avg Price	Number of Ads	Wtd Avg Price	Number of Ads	Wtd Avg Price
Potatoes	ROUND RED	3 lb bag	487	4.33	235	2.95	308	2.84
Potatoes	ROUND RED	4 lb bag	31	1.50				
Potatoes	ROUND RED	5 lb bag	1,274	3.96	169	3.42	288	2.99
Potatoes	ROUND RED	per lb	529	1.01	289	1.16	344	0.92
Potatoes	ROUND WHITE	24 oz bag	183	3.50				
Potatoes	ROUND WHITE	3 lb bag	188	4.99				
Potatoes	ROUND WHITE	5 lb bag	60	4.99				
Potatoes	RUSSET	10 lb bag	402	4.27	509	3.19	565	4.45
Potatoes	RUSSET	5 lb bag	2,881	3.16	2,999	3.41	1,399	2.71
Potatoes	RUSSET	8 lb bag	661	3.75	1,149	3.56	532	3.58
Potatoes	RUSSET	per lb	1,038	0.88	519	0.88	2,241	0.80
Potatoes	YELLOW TYPE	24 oz bag	419	3.70	1,670	3.44		
Potatoes	YELLOW TYPE	3 lb bag	439	4.61	235	2.95	212	3.63
Potatoes	YELLOW TYPE	5 lb bag	79	3.54	1,556	2.62	445	5.07
Potatoes	YELLOW TYPE	per lb	441	0.99	66	0.94		

Vegetables

Commodity	Variety	Unit	THIS WEEK		LAST WEEK		LAST YEAR	
			Number of Ads	Wtd Avg Price	Number of Ads	Wtd Avg Price	Number of Ads	Wtd Avg Price
Artichokes		each	146	3.00			219	3.49
Asparagus	GREEN	per lb	4,378	3.39	5,679	3.03	4,177	3.44
Beans	ROUND GREEN TYPE	12 oz bag	372	2.99	98	3.36	304	2.99
Beans	ROUND GREEN TYPE	per lb	244	1.99	470	1.77	374	1.30
Beets		per bunch	1,260	3.09	1,195	2.99	65	3.99
Beets		per lb	162	0.91	96	1.06	62	0.99
Broccoli		per bunch	1,487	2.79	1,525	2.95	1,241	2.97
Broccoli		per lb	108	1.55	351	2.77	119	1.11
Broccoli	CROWN CUT	per lb	1,576	2.08	3,314	2.01	1,181	2.09
Brussels Sprouts		1 lb bag	34	2.99	2,482	2.80	61	2.49
Brussels Sprouts		12 oz bag	155	3.12	25	2.97	210	2.99
Brussels Sprouts		2 lb bag	74	5.99				
Brussels Sprouts		per lb	385	2.67	42	3.73	37	3.99
Cabbage	ROUND GREEN TYPE	per lb	1,658	0.64	2,076	0.60	985	0.70
Carrots	BABY PEELED	1 lb bag	1,301	1.37	1,049	1.43	1,496	1.42
Carrots	BABY PEELED	2 lb bag	150	2.99	537	2.50	23	2.00
Cauliflower		each	2,224	3.19	621	3.37	644	2.93
Cauliflower		per lb	95	1.37	217	1.36	381	1.35
Celery		each	689	1.72	1,854	1.52	1,593	1.61
Celery	HEARTS	per package	162	2.99			836	2.65
Chayote		each	129	0.58	403	1.15		
Chayote		per lb	95	0.78	29	0.99		
Chinese Cabbage		per lb	81	0.49				
Cilantro		per bunch	1,188	0.57	831	0.61	745	0.69

Wtd Avg - Simple weighted average



Weekly Grocery Store Specialty Crops Feature Activity
Friday, June 12, 2026 - Page 8

Commodity	Variety	Unit	THIS WEEK		LAST WEEK		LAST YEAR	
			Number of Ads	Wtd Avg Price	Number of Ads	Wtd Avg Price	Number of Ads	Wtd Avg Price
Collards		1 lb bag	59	2.99				
Corn-Sweet		each	6,195	0.51	5,148	0.52	6,746	0.41
Corn-Sweet		trays 4-5 ears film wrapped	4,411	4.24	4,765	3.86	2,608	3.88
Cucumbers		each	1,429	0.70	4,049	0.76	3,724	0.77
Cucumbers	LONG SEEDLESS - Greenhouse	each	1,881	1.24	1,664	1.37	3,091	1.13
Cucumbers	PERSIAN - Greenhouse	12-14 oz trays filmwrapped	1,195	2.01	25	2.99		
Cucumbers	PERSIAN - Greenhouse	16 oz bag	668	2.63	2,796	2.63		
Cucumbers	PERSIAN - Greenhouse	32 oz bag	183	5.00	183	5.00		
Cucumbers	PERSIAN - Greenhouse	5-6 ct trays filmwrapped	390	2.07	525	2.92		
Cucumbers	PERSIAN - Greenhouse	per lb	42	0.69				
Curly Parsley		per bunch	277	1.07	255	1.12		
Eggplant		each	146	2.49				
Eggplant		per lb	837	1.56	561	1.40	767	1.54
Garlic		per sleeve	268	2.06	317	2.02	126	1.79
Jalapeno Peppers		per lb	631	0.99	360	0.91	1,790	1.23
Jicama		per lb	432	0.67	432	0.69		
Lettuce	Green Leaf	per lb	165	2.49	255	1.37		
Lettuce	Iceberg	each	1,727	1.47	117	1.31	984	1.55
Lettuce	Red Leaf	per lb	165	2.49	255	1.37		
Lettuce	Romaine	per lb	165	2.49	249	2.12		
Lettuce	Romaine (Hearts)	3 count	700	3.48	282	3.98	959	3.05
Mixed Mini Sweet Peppers		1 lb package	282	3.33	977	2.85	448	3.60
Mixed Mini Sweet Peppers		8 oz package	23	2.50	1,482	2.91		
Mushrooms	CREMINI	1 lb package	42	3.49	252	3.99		
Mushrooms	CREMINI	8 oz package	939	2.35	1,882	1.67	524	2.42
Mushrooms	CREMINI	per lb	36	5.99			23	4.99
Mushrooms	PORTOBELLA	6 oz package	1,122	2.00	36	1.99	414	2.70
Mushrooms	WHITE	1 lb package	190	3.50				
Mushrooms	WHITE	8 oz package	2,313	2.14	1,772	1.48	1,343	2.18
Mustard		1 lb bag	59	2.99				
Onions, Green		per bunch	1,935	0.89	1,021	0.81	1,083	0.88
Onions, Green	BULB TYPE	per bunch	210	0.76	188	0.79		
Peppers (Bell Type)	ASSORTED COLORS	3 count filmbag	5,130	2.82	344	4.52		
Peppers (Bell Type)	GREEN	each	2,631	0.91	3,193	0.74	2,825	0.93
Peppers (Bell Type)	GREEN	per lb	179	1.71	447	1.78	550	1.69
Peppers (Bell Type)	ORANGE - Greenhouse	each	345	1.68	34	1.66	147	1.00
Peppers (Bell Type)	ORANGE	each	1,803	1.30	1,103	1.27	2,660	1.28
Peppers (Bell Type)	ORANGE - Greenhouse	per lb	65	3.99	65	4.99		
Peppers (Bell Type)	ORANGE	per lb	470	3.11	306	3.44	196	2.78
Peppers (Bell Type)	RED - Greenhouse	each	345	1.68	34	1.66	147	1.00
Peppers (Bell Type)	RED	each	2,217	1.28	1,350	1.29	3,188	1.24
Peppers (Bell Type)	RED - Greenhouse	per lb	65	3.99	65	4.99		

Wtd Avg - Simple weighted average



Commodity	Variety	Unit	THIS WEEK		LAST WEEK		LAST YEAR	
			Number of Ads	Wtd Avg Price	Number of Ads	Wtd Avg Price	Number of Ads	Wtd Avg Price
Peppers (Bell Type)	RED	per lb	573	2.99	369	3.30	268	2.83
Peppers (Bell Type)	YELLOW - Greenhouse	each	345	1.68	34	1.66	147	1.00
Peppers (Bell Type)	YELLOW	each	1,803	1.30	1,103	1.27	3,170	1.24
Peppers (Bell Type)	YELLOW - Greenhouse	per lb	65	3.99	65	4.99		
Peppers (Bell Type)	YELLOW	per lb	470	3.11	306	3.44	196	2.78
Plain Parsley		per bunch	277	1.07	255	1.12		
Radishes		per bunch	263	1.04	509	1.18	245	0.66
Salad (Mixed Types)		1 lb package	1,234	1.98	199	2.88		
Salad (Mixed Types)		10-12 oz package	1,617	3.11	1,543	3.57	4,370	2.85
Salad (Mixed Types)		5-9 oz package	1,227	3.15	1,746	3.36	3,819	2.94
Salad (Mixed Types)	Spring Mix	5-9 oz package	159	2.85	1,232	3.32		
Serrano Peppers		per lb	52	1.16	22	0.99		
Snow Peas		8 oz bags	27	2.99				
Spinach		per bunch	57	1.81	57	2.50	57	2.77
Spinach	FLAT TYPE	5-7 oz package	117	2.98	72	3.24	31	3.00
Spinach	FLAT TYPE	8-10 oz package	449	2.47	180	2.54	813	2.85
Squash	Butternut	per lb	34	1.29				
Squash	GREY	per lb	101	0.99	101	0.77	257	1.05
Squash	Yellow Crookneck/Straightneck	per lb	3,174	1.47	1,776	1.58	2,959	1.38
Squash	Zucchini	per lb	3,704	1.43	2,063	1.63	3,339	1.34
Sugar Snap Peas		8 oz bags	157	2.99				
Sweet Potatoes		3 lb bag	60	2.50				
Sweet Potatoes		per lb	937	1.15	917	1.18	1,670	0.91
Tomatillos		per lb	973	1.07	521	0.81	475	1.17
Tomatoes		per lb	510	2.25	1,382	1.68	1,497	1.45
Tomatoes	Cherry Type	10 oz package	58	2.43	370	3.42	341	3.48
Tomatoes	GRAPE TYPE	1 pint package	587	2.39	482	2.59	1,225	2.14
Tomatoes	GRAPE TYPE - Greenhouse	10 oz package	185	2.50				
Tomatoes	GRAPE TYPE	10 oz package	849	3.11	2,249	3.01	612	2.43
Tomatoes	Plum Type (Roma)	per lb	1,347	1.56	881	1.57	2,146	1.13
Tomatoes	VINE RIPES	per lb	222	1.77	271	1.97	782	1.67
Tomatoes	VINE RIPES - Greenhouse	per lb	433	2.81	522	2.05	859	2.09
Tomatoes	VINE RIPES - ON THE VINE - Greenhouse	per lb	1,682	2.17	1,088	1.88	3,655	1.62
Turnip Tops		1 lb bag	59	2.99				

Other Specialty Crop Items

Commodity	Variety	Unit	THIS WEEK		LAST WEEK		LAST YEAR	
			Number of Ads	Wtd Avg Price	Number of Ads	Wtd Avg Price	Number of Ads	Wtd Avg Price
Hemp (Seed) Oil		12 oz	154	6.99	128	6.99		
Hemp Protein		16 oz	39	10.49	83	11.50	52	14.99
Hemp Seeds Shelled		16 oz	73	13.54	60	18.99	362	12.11
Hemp Seeds Shelled		24 oz	60	15.99	60	15.99		
Hemp Seeds Shelled		8 oz	270	6.99	270	6.99	773	8.64

Wtd Avg - Simple weighted average



Commodity	Variety	Unit	THIS WEEK		LAST WEEK		LAST YEAR	
			Number of Ads	Wtd Avg Price	Number of Ads	Wtd Avg Price	Number of Ads	Wtd Avg Price
Honey		12 oz	510	6.03	677	5.46		
Honey		16 oz	574	8.94	560	8.71		

Seasonal Items

Commodity	Variety	Unit	THIS WEEK		LAST WEEK		LAST YEAR	
			Number of Ads	Wtd Avg Price	Number of Ads	Wtd Avg Price	Number of Ads	Wtd Avg Price
Ornamentals	Rose, Hybrid Tea	bunched 12s	196	13.72	450	11.82	61	14.00
Ornamentals	Tulips	bunched 10s	110	9.99	81	9.98		

Wtd Avg - Simple weighted average



REGIONAL CONVENTIONAL DETAILS

Commodity	Variety	Unit	NORTHEAST U.S.				SOUTHEAST U.S.				MIDWEST U.S.			
			Price Range	Number of Ads	Wtd Avg Price	% Marked Local	Price Range	Number of Ads	Wtd Avg Price	% Marked Local	Price Range	Number of Ads	Wtd Avg Price	% Marked Local
FRUIT														
Apples	COSMIC CRISP	per lb	0.96 - 1.99	835	1.44		1.69 - 2.69	403	2.60		1.48 - 2.49	167	1.70	
Apples	Fuji	per lb	1.49 - 2.99	279	1.85		2.99	228	2.99		1.29	39	1.29	
Apples	Gala/Royal Gala	per lb	1.29	76	1.29		1.29 - 1.59	1557	1.38		1.59	559	1.59	
Apples	Granny Smith	per lb	1.99 - 2.49	337	2.09		1.69	37	1.69		1.69	22	1.69	
Apples	Honeycrisp	3 lb bag	5.99	185	5.99									
Apples	Honeycrisp	per lb	3.49	20	3.49		1.98 - 3.49	670	2.63		1.69 - 2.99	148	2.44	
Apples	Pink Lady/Cripps Pink	per lb									1.00 - 1.48	165	1.38	
Apples	Red Delicious	per lb	1.49 - 1.79	55	1.68									
Apples, Processed	Juice	128 oz (1 gallon)	7.49	38	7.49						4.94	25	4.94	
Apples, Processed	Juice	64 oz (1/2 gallon)	1.99 - 5.00	887	2.88		2.99 - 3.00	301	2.99		3.00	118	3.00	
Apples, Processed	Juice	96 oz (3/4 gallon)	4.99	20	4.99									
Apples, Processed	Juice Marked Cider	128 oz (1 gallon)	6.99	183	6.99						4.94	25	4.94	
Apples, Processed	Juice Marked Cider	64 oz (1/2 gallon)	3.99	183	3.99									
Apricots		per lb	3.49	183	3.49						3.49	22	3.49	
Avocados	Hass	4 count mesh bags	4.77 - 4.99	444	4.93		3.50 - 4.77	452	3.74		4.77	67	4.77	
Avocados	Hass	5 count mesh bags									3.99	35	3.99	
Avocados	Hass	each	0.50 - 1.67	1216	1.02	3	0.78 - 1.99	782	1.02		0.79 - 1.00	57	0.86	
Avocados	Hass-Marked Large	each									2.50	127	2.50	
Avocados	Hass-Marked Medium	each					0.83 - 1.50	582	1.36		0.67	559	0.67	
Avocados	Various Greenskin Varieties	each	2.99	65	2.99									
Avocados	Various Greenskin Varieties	per lb					0.99	34	0.99					
Bananas		per lb	0.59 - 0.79	120	0.67		0.49	34	0.49		0.48	96	0.48	
Blackberries		1 pint (11-12 oz cntr w/ lid)	3.99	185	3.99		2.99 - 3.49	127	3.34					
Blackberries		5.6-6 oz package	1.45 - 3.99	1541	2.58		1.49 - 3.49	2919	2.64		1.25 - 3.50	2169	2.08	
Blueberries		1 pint (11-12 oz cntr w/ lid)	2.49 - 3.99	1232	3.26		2.50 - 3.99	184	3.30		2.00 - 4.99	525	3.41	
Blueberries		18 oz package	3.88	272	3.88									
Blueberries		6 oz package					1.48 - 3.33	429	3.19		2.99	22	2.99	
Blueberries		9.8 oz package	6.99	20	6.99		6.99	117	6.99					
Cantaloupes		each	2.49 - 3.99	1193	2.81		2.50 - 3.99	2448	2.88		2.50 - 3.99	1093	2.93	
Cantaloupes		per lb									0.77	25	0.77	
Cherries	Red Varieties	per lb	2.99 - 5.99	1171	4.69		3.99 - 5.99	3383	5.30		3.99 - 5.99	969	4.67	
Coconut		each	3.00	20	3.00									
Grapefruit	RED	each					0.80	74	0.80					

Wtd Avg - Simple weighted average



Weekly Grocery Store Specialty Crops Feature Activity
Friday, June 12, 2026 - Page 12

Commodity	Variety	Unit	NORTHEAST U.S.				SOUTHEAST U.S.				MIDWEST U.S.			
			Price Range	Number of Ads	Wtd Avg Price	% Marked Local	Price Range	Number of Ads	Wtd Avg Price	% Marked Local	Price Range	Number of Ads	Wtd Avg Price	% Marked Local
Grapefruit	RED	per lb									0.79	22	0.79	
Grapes	Black Seedless	per lb	1.99 - 2.99	443	2.90		1.99 - 2.99	474	2.22		1.69 - 2.99	213	2.47	
Grapes	Red Globe Seeded Type	per lb					2.49	34	2.49					
Grapes	Red Seedless	2 lb container with lid	5.00	183	5.00									
Grapes	Red Seedless	per lb	1.99 - 2.99	1197	2.89		1.99 - 3.68	1875	2.79		1.69 - 2.99	712	2.11	
Grapes	White Seedless Type	2 lb container with lid	5.00	183	5.00									
Grapes	White Seedless Type	per lb	1.49 - 2.99	1292	2.21		1.49 - 3.68	2716	2.38		1.49 - 2.99	1705	1.87	
Honeydews		each	2.99 - 4.99	825	4.50		2.50	463	2.50		2.50 - 3.99	975	2.87	
Honeydews		per lb									0.77 - 2.50	64	1.82	
Kiwifruit	Yellow Flesh	1-lb containers with lids	4.49 - 6.99	661	4.98		5.99	268	5.99		3.99	441	3.99	
Lemons		2 lb bag	2.15 - 3.99	927	2.71		2.49	751	2.49		2.49	862	2.49	
Lemons		each	0.40 - 0.83	840	0.48						0.50 - 0.79	180	0.69	
Limes		2 pound bags	3.99	162	3.99									
Limes		each	0.39 - 0.59	1041	0.41		0.15 - 0.44	342	0.39		0.20 - 0.79	888	0.47	
Limes		per lb									0.99	22	0.99	
Mangoes	Round Varieties	each	0.60 - 1.67	880	1.07		0.80 - 1.67	258	1.19		1.00	20	1.00	
Mangoes	Round Varieties Marked Extra Large	each	0.99	37	0.99									
Mangoes	Round Varieties Marked Large	each									0.99	22	0.99	
Mangoes	Yellow Varieties	each	0.99	150	0.99		1.25	73	1.25		0.99	22	0.99	
Nectarines	Various White Flesh Varieties	per lb	1.99 - 3.49	556	2.48		1.78 - 2.99	3305	2.52		2.49 - 3.99	799	2.83	
Nectarines	Various Yellow Flesh Varieties	per lb	1.49 - 4.99	1458	2.52		1.69 - 3.99	4017	2.59		1.99 - 3.99	939	2.78	
Oranges	Navel	3 lb bag	3.99	185	3.99		5.99	366	5.99		2.99	22	2.99	
Oranges	Navel	4 lb bag	4.99 - 5.95	67	5.41		4.98	52	4.98					
Oranges	Navel	each	0.99 - 1.67	680	1.27		0.80 - 0.99	95	0.84		0.79	39	0.79	
Oranges	Navel	per lb	0.67	272	0.67		1.25	366	1.25					
Oranges	Valencia	4 lb bag									5.00	559	5.00	
Papaya	Maradol/Tainung Types	per lb	1.29 - 1.49	227	1.44		0.88 - 1.49	71	1.22		0.79 - 0.99	210	0.81	
Peaches	Various White Flesh Varieties	per lb	1.49 - 3.49	812	2.36		1.78 - 3.98	2305	2.83		2.49 - 3.99	799	2.83	
Peaches	Various Yellow Flesh Varieties	2 lb bags	2.98 - 5.00	887	3.58		2.98	751	2.98					
Peaches	Various Yellow Flesh Varieties	per lb	0.78 - 3.99	3062	1.81		0.99 - 3.99	4023	2.27		1.49 - 3.99	2101	2.12	
Pears	Bartlett	per lb	1.49 - 1.99	250	1.69									
Pears	Bosc	per lb	1.49 - 1.69	228	1.66									
Pears	D'Anjou	per lb	1.69	190	1.69									
Pineapples		each	2.50 - 3.99	662	2.94		1.48 - 3.99	502	3.43		2.99	22	2.99	
Plantains		per lb	0.79	25	0.79						0.79	188	0.79	
Plums		per lb	1.79 - 3.99	721	2.72		1.48 - 3.49	2196	2.65		2.49 - 2.99	788	2.54	
Plums	Interspecific Type	per lb					3.98	94	3.98		2.99	169	2.99	
Pomegranates		each					3.99	1195	3.99		3.99	22	3.99	
Raspberries		1 pint (11-12 oz cntr w/ lid)	3.99	185	3.99									

Wtd Avg - Simple weighted average



Weekly Grocery Store Specialty Crops Feature Activity
Friday, June 12, 2026 - Page 13

Commodity	Variety	Unit	NORTHEAST U.S.				SOUTHEAST U.S.				MIDWEST U.S.			
			Price Range	Number of Ads	Wtd Avg Price	% Marked Local	Price Range	Number of Ads	Wtd Avg Price	% Marked Local	Price Range	Number of Ads	Wtd Avg Price	% Marked Local
Raspberries		6 oz package	1.99 - 3.99	1213	3.43		1.99 - 3.33	953	2.53		2.00 - 3.50	860	2.16	
Strawberries		1 lb package	2.00 - 4.99	1154	3.45		2.99 - 3.33	440	3.27		1.99 - 3.50	259	3.06	
Strawberries		2 lb package					4.89 - 5.99	537	5.04		4.89 - 5.49	769	4.93	
Tangerines/Mandarins		2 lb bag	4.49	322	4.49		4.49	34	4.49		3.50	60	3.50	
Tangerines/Mandarins		3 lb bag	2.99 - 4.99	470	4.32		2.99	1094	2.99					
Watermelons	Red Flesh Seeded Type	each	6.99	183	6.99		2.98	31	2.98		6.99	37	6.99	
Watermelons	Red Flesh Seedless Miniature	each	2.50 - 5.99	798	4.55		2.50	1557	2.50		2.49 - 2.50	883	2.50	
Watermelons	Red Flesh Seedless Type	each	4.77 - 6.99	1267	5.38		3.98 - 6.99	2742	5.43		3.99 - 6.99	1604	4.76	
Watermelons	Red Flesh Seedless Type	per lb	0.49	38	0.49									
POTATOES & ONIONS														
Onions, Dry	RED	2 lb bag	2.50 - 3.99	62	3.10		1.50	31	1.50		2.99	60	2.99	
Onions, Dry	RED	3 lb bag	4.99	72	4.99									
Onions, Dry	RED	per lb	0.99 - 1.49	486	1.05		1.49	34	1.49		0.79	22	0.79	
Onions, Dry	WHITE	2 lb bag	2.50	37	2.50		1.50	31	1.50					
Onions, Dry	WHITE	per lb					1.29	74	1.29		0.79	22	0.79	
Onions, Dry	YELLOW	2 lb bag									1.99	96	1.99	
Onions, Dry	YELLOW	3 lb bag	1.99 - 2.50	437	2.47		1.99 - 2.49	292	2.05		1.99 - 2.49	306	2.43	
Onions, Dry	YELLOW	per lb	0.99	35	0.99		0.38	26	0.38		0.99	130	0.99	
Onions, Dry	YELLOW MARKED SWEET	2 lb bag									2.49 - 2.50	48	2.50	
Onions, Dry	YELLOW MARKED SWEET	3 lb bag	2.49 - 3.99	318	3.42		2.49 - 3.00	277	2.83		2.99 - 3.99	119	3.49	
Onions, Dry	YELLOW MARKED SWEET	4 lb bag	3.00	76	3.00		3.00	1094	3.00					
Onions, Dry	YELLOW MARKED SWEET	5 lb bag	4.99	78	4.99									
Onions, Dry	YELLOW MARKED SWEET	per lb	0.99 - 1.49	1062	1.16		0.98 - 1.49	231	1.17		0.77 - 1.49	943	1.15	
Potatoes	FINGERLING	24 oz bag					3.99	37	3.99					
Potatoes	MIXED COLORS	24 oz bag									3.50	60	3.50	
Potatoes	ROUND RED	10 lb bag	7.99	65	7.99									
Potatoes	ROUND RED	24 oz bag	3.50	183	3.50						3.99	106	3.99	
Potatoes	ROUND RED	3 lb bag					1.98 - 3.00	60	2.56		1.50 - 4.99	293	4.16	
Potatoes	ROUND RED	4 lb bag					1.50	31	1.50					
Potatoes	ROUND RED	5 lb bag	2.99	22	2.99		3.99	1195	3.99		3.00	35	3.00	
Potatoes	ROUND RED	per lb	0.99 - 1.29	478	1.03						0.99	28	0.99	
Potatoes	ROUND WHITE	24 oz bag	3.50	183	3.50									
Potatoes	ROUND WHITE	3 lb bag									4.99	188	4.99	
Potatoes	ROUND WHITE	5 lb bag	4.99	60	4.99									
Potatoes	RUSSET	10 lb bag	3.95 - 7.99	94	6.74		4.99 - 6.00	68	5.44		3.99	37	3.99	
Potatoes	RUSSET	5 lb bag	2.50 - 5.99	184	3.33		2.29 - 5.99	881	3.67		1.50 - 2.99	964	2.89	
Potatoes	RUSSET	8 lb bag									2.99 - 5.88	535	3.69	

Wtd Avg - Simple weighted average



Weekly Grocery Store Specialty Crops Feature Activity
Friday, June 12, 2026 - Page 14

Commodity	Variety	Unit	NORTHEAST U.S.				SOUTHEAST U.S.				MIDWEST U.S.			
			Price Range	Number of Ads	Wtd Avg Price	% Marked Local	Price Range	Number of Ads	Wtd Avg Price	% Marked Local	Price Range	Number of Ads	Wtd Avg Price	% Marked Local
Potatoes	RUSSET	per lb	0.39 - 0.99	641	0.95		0.89	34	0.89		0.88	199	0.88	
Potatoes	YELLOW TYPE	24 oz bag	3.50	183	3.50						3.99	106	3.99	
Potatoes	YELLOW TYPE	3 lb bag					3.00	34	3.00		2.99 - 4.99	271	4.38	
Potatoes	YELLOW TYPE	5 lb bag	2.99	22	2.99						3.00	35	3.00	
Potatoes	YELLOW TYPE	per lb	0.99	413	0.99						0.99	28	0.99	
VEGETABLES														
Asparagus	GREEN	per lb	2.99 - 3.99	299	3.18		2.49 - 3.99	1812	3.59	25	1.99 - 3.99	1586	2.67	61
Beans	ROUND GREEN TYPE	12 oz bag									2.97 - 3.00	330	2.99	
Beans	ROUND GREEN TYPE	per lb					2.69	90	2.69		1.00 - 2.49	154	1.58	
Beets		per bunch	4.99	65	4.99	100	2.99	1195	2.99					
Broccoli		per bunch	1.99	292	1.99		2.99	1195	2.99					
Broccoli		per lb									1.69	35	1.69	
Broccoli	CROWN CUT	per lb	0.99 - 2.49	789	1.68						0.99	22	0.99	
Brussels Sprouts		1 lb bag					2.99	34	2.99					
Brussels Sprouts		12 oz bag									2.97 - 3.99	155	3.12	
Brussels Sprouts		2 lb bag					5.99	74	5.99					
Brussels Sprouts		per lb	2.99	144	2.99						2.48	199	2.48	
Cabbage	ROUND GREEN TYPE	per lb	0.59	204	0.59		0.38 - 0.79	783	0.73		0.49	188	0.49	
Carrots	BABY PEELED	1 lb bag	1.25 - 1.50	847	1.38						1.29 - 1.50	293	1.33	
Carrots	BABY PEELED	2 lb bag	2.99	150	2.99									
Cauliflower		each	2.99 - 4.99	707	3.49		2.99	1232	2.99		2.99	44	2.99	
Cauliflower		per lb									0.99	22	0.99	
Celery		each									1.49 - 1.99	582	1.82	
Celery	HEARTS	per package	2.99	162	2.99									
Chayote		each	0.79	37	0.79		0.50	31	0.50					
Chinese Cabbage		per lb	0.49	36	0.49									
Cilantro		per bunch	0.99	255	0.99	25	0.78	26	0.78		0.49 - 0.50	210	0.49	
Collards		1 lb bag					2.99	37	2.99		2.99	22	2.99	
Corn-Sweet		each	0.33 - 0.75	1356	0.52	2	0.25 - 0.75	3018	0.48		0.34 - 0.60	726	0.51	
Corn-Sweet		trays 4-5 ears film wrapped	1.00 - 5.99	1039	4.32		2.50 - 4.43	848	3.63		2.99 - 5.88	1213	4.28	
Cucumbers		each	0.99 - 1.00	100	0.99						0.69 - 0.79	486	0.71	
Cucumbers	LONG SEEDLESS - Greenhouse	each	0.99 - 2.00	1016	1.15		1.50	53	1.50		0.99 - 1.50	99	1.13	
Cucumbers	PERSIAN - Greenhouse	12-14 oz trays filmwrapped	1.99 - 2.99	101	2.24		1.99	1094	1.99					
Cucumbers	PERSIAN - Greenhouse	16 oz bag	1.50 - 2.99	533	2.72		2.50	34	2.50		2.50 - 2.99	56	2.75	
Cucumbers	PERSIAN - Greenhouse	32 oz bag	5.00	183	5.00									
Cucumbers	PERSIAN - Greenhouse	5-6 ct trays filmwrapped	1.79 - 2.50	139	2.12						1.99 - 2.77	224	2.08	
Curly Parsley		per bunch	0.99 - 1.49	255	1.12	25					0.50	22	0.50	
Eggplant		per lb	1.29 - 1.99	763	1.57		1.39 - 1.49	74	1.44					
Garlic		per sleeve	2.00 - 2.50	142	2.38									

Wtd Avg - Simple weighted average



Weekly Grocery Store Specialty Crops Feature Activity
Friday, June 12, 2026 - Page 15

Commodity	Variety	Unit	NORTHEAST U.S.				SOUTHEAST U.S.				MIDWEST U.S.			
			Price Range	Number of Ads	Wtd Avg Price	% Marked Local	Price Range	Number of Ads	Wtd Avg Price	% Marked Local	Price Range	Number of Ads	Wtd Avg Price	% Marked Local
Jalapeno Peppers		per lb	1.49 - 2.69	89	2.30					0.79 - 0.99	210	0.81		
Jicama		per lb								0.49	188	0.49		
Lettuce	Green Leaf	per lb	2.49	65	2.49	100				2.49	39	2.49		
Lettuce	Iceberg	each	1.49 - 1.99	207	1.81		1.29 - 1.58	1281	1.33	1.88	106	1.88		
Lettuce	Red Leaf	per lb	2.49	65	2.49	100				2.49	39	2.49		
Lettuce	Romaine	per lb	2.49	65	2.49	100				2.49	39	2.49		
Lettuce	Romaine (Hearts)	3 count	3.29	175	3.29		2.99 - 3.69	351	3.54					
Mixed Mini Sweet Peppers		1 lb package								2.99 - 3.00	135	3.00		
Mushrooms	CREMINI	8 oz package	2.00 - 2.50	493	2.21	9	2.00 - 2.50	108	2.33					
Mushrooms	CREMINI	per lb	5.99	36	5.99									
Mushrooms	PORTOBELLA	6 oz package					1.99	1094	1.99	2.50	28	2.50		
Mushrooms	WHITE	1 lb package	3.50	190	3.50									
Mushrooms	WHITE	8 oz package	2.00 - 3.00	66	2.30		2.00	1423	2.00	1.49 - 2.99	520	2.44		
Mustard		1 lb bag					2.99	37	2.99	2.99	22	2.99		
Onions, Green		per bunch	0.50 - 0.79	276	0.73		0.78	26	0.78	0.79 - 1.09	662	1.04		
Onions, Green	BULB TYPE	per bunch								0.50 - 0.79	210	0.76		
Peppers (Bell Type)	ASSORTED COLORS	3 count filmbag	2.15 - 5.00	986	3.09		2.29 - 3.29	2308	2.83	2.29 - 4.99	1495	2.75		
Peppers (Bell Type)	GREEN	each	0.99 - 1.25	644	1.01		0.79 - 0.89	829	0.85	0.69 - 0.89	942	0.81		
Peppers (Bell Type)	GREEN	per lb	1.49 - 1.99	153	1.75		1.48	26	1.48					
Peppers (Bell Type)	ORANGE - Greenhouse	each	1.59	272	1.59		2.00	73	2.00					
Peppers (Bell Type)	ORANGE	each	1.25 - 1.79	666	1.38		1.50 - 1.79	281	1.74	0.99 - 1.69	84	1.50		
Peppers (Bell Type)	ORANGE - Greenhouse	per lb	3.99	65	3.99									
Peppers (Bell Type)	ORANGE	per lb	1.79 - 3.49	356	2.98					3.49	114	3.49		
Peppers (Bell Type)	RED - Greenhouse	each	1.59	272	1.59		2.00	73	2.00					
Peppers (Bell Type)	RED	each	1.25 - 1.79	666	1.38		1.50 - 1.79	281	1.74	0.99 - 1.69	283	1.14		
Peppers (Bell Type)	RED - Greenhouse	per lb	3.99	65	3.99									
Peppers (Bell Type)	RED	per lb	1.79 - 3.49	428	2.98		1.28	31	1.28	3.49	114	3.49		
Peppers (Bell Type)	YELLOW - Greenhouse	each	1.59	272	1.59		2.00	73	2.00					
Peppers (Bell Type)	YELLOW	each	1.25 - 1.79	666	1.38		1.50 - 1.79	281	1.74	0.99 - 1.69	84	1.50		
Peppers (Bell Type)	YELLOW - Greenhouse	per lb	3.99	65	3.99									
Peppers (Bell Type)	YELLOW	per lb	1.79 - 3.49	356	2.98					3.49	114	3.49		
Plain Parsley		per bunch	0.99 - 1.49	255	1.12	25				0.50	22	0.50		
Radishes		per bunch	1.50	115	1.50	32				0.99	22	0.99		
Salad (Mixed Types)		1 lb package					1.99	1195	1.99	1.67	39	1.67		
Salad (Mixed Types)		10-12 oz package	2.50 - 3.99	616	3.25		2.99 - 3.00	265	2.99	3.00 - 3.50	134	3.10		
Salad (Mixed Types)		5-9 oz package	1.99 - 3.99	775	3.28		2.50 - 3.00	71	2.76	3.00 - 3.50	134	3.10		

Wtd Avg - Simple weighted average



Weekly Grocery Store Specialty Crops Feature Activity
Friday, June 12, 2026 - Page 16

Commodity	Variety	Unit	NORTHEAST U.S.				SOUTHEAST U.S.				MIDWEST U.S.			
			Price Range	Number of Ads	Wtd Avg Price	% Marked Local	Price Range	Number of Ads	Wtd Avg Price	% Marked Local	Price Range	Number of Ads	Wtd Avg Price	% Marked Local
Serrano Peppers		per lb										0.98	22	0.98
Snow Peas		8 oz bags										2.99	27	2.99
Spinach		per bunch	2.00	35	2.00							1.50	22	1.50
Spinach	FLAT TYPE	8-10 oz package	2.50	45	2.50							2.00 - 3.00	323	2.59
Squash	Butternut	per lb					1.29	34	1.29					
Squash	Yellow Crookneck/Straightneck	per lb	0.51 - 2.49	1756	1.44	5	1.39 - 1.88	615	1.54	4		1.49	559	1.49
Squash	Zucchini	per lb	0.57 - 2.49	1855	1.48	5	0.99 - 1.88	892	1.37	3		1.49	559	1.49
Sugar Snap Peas		8 oz bags										2.99	157	2.99
Sweet Potatoes		per lb	0.99 - 1.49	575	1.13		0.99	74	0.99			1.28	199	1.28
Tomatillos		per lb	1.49	29	1.49		1.69	277	1.69			0.49 - 0.79	210	0.52
Tomatoes		per lb	1.49 - 2.99	212	2.78		0.98 - 1.49	65	1.25			1.99	39	1.99
Tomatoes	Cherry Type	10 oz package										1.50	22	1.50
Tomatoes	GRAPE TYPE	1 pint package	1.50 - 2.99	376	2.34	9	2.50	34	2.50			2.50 - 2.99	131	2.57
Tomatoes	GRAPE TYPE - Greenhouse	10 oz package	2.50	185	2.50									
Tomatoes	GRAPE TYPE	10 oz package	3.34	190	3.34							2.97 - 3.49	261	3.19
Tomatoes	Plum Type (Roma)	per lb	1.59 - 1.99	60	1.74		0.98 - 1.29	100	1.21			0.99	188	0.99
Tomatoes	VINE RIPES - Greenhouse	per lb					2.49	73	2.49			1.99	106	1.99
Tomatoes	VINE RIPES	per lb	1.99	22	1.99		1.29	40	1.29			1.49	60	1.49
Tomatoes	VINE RIPES - ON THE VINE - Greenhouse	per lb	1.69 - 2.99	454	2.36		1.58 - 2.49	480	1.76			1.99 - 2.49	436	2.30
Turnip Tops		1 lb bag					2.99	37	2.99			2.99	22	2.99
OTHER SPECIALTY CROP ITEMS														
Hemp (Seed) Oil		12 oz										6.99	13	6.99
Hemp Protein		16 oz										10.49	13	10.49
Hemp Seeds Shelled		16 oz										11.49 - 13.99	73	13.54
Hemp Seeds Shelled		24 oz										15.99	60	15.99
Hemp Seeds Shelled		8 oz										6.39 - 7.99	73	7.71
Honey		12 oz	7.19	18	7.19		3.99 - 7.19	184	5.62			3.69 - 3.79	124	3.77
Honey		16 oz	8.79 - 9.99	54	9.46		8.79 - 9.99	188	9.39			6.69	96	6.69
SEASONAL ITEMS														

Wtd Avg - Simple weighted average



Weekly Grocery Store Specialty Crops Feature Activity
Friday, June 12, 2026 - Page 17

Commodity	Variety	Unit	SOUTH CENTRAL U.S.				SOUTHWEST U.S.				NORTHWEST U.S.			
			Price Range	Number of Ads	Wtd Avg Price	% Marked Local	Price Range	Number of Ads	Wtd Avg Price	% Marked Local	Price Range	Number of Ads	Wtd Avg Price	% Marked Local
FRUIT														
Apples	COSMIC CRISP	per lb					2.49	66	2.49		1.99	23	1.99	
Apples	Envy	per lb					2.99	122	2.99		1.99	23	1.99	
Apples	Fuji	2 lb bag	4.99	27	4.99									
Apples	Fuji	each	0.33	65	0.33									
Apples	Fuji	per lb	1.99	177	1.99					1.49	23	1.49	100	
Apples	Granny Smith	per lb	1.99	177	1.99		0.99	61	0.99		1.49	23	1.49	100
Apples	Honeycrisp	per lb	2.48	30	2.48		2.99	476	2.99					
Apples	Pink Lady/Cripps Pink	per lb	1.49	95	1.49		0.99	42	0.99					
Apples, Processed	Juice	64 oz (1/2 gallon)	3.78	117	3.78		2.50 - 3.00	204	2.72		3.48	81	3.48	
Apricots		per lb	3.49	148	3.49		2.99	187	2.99	100				
Avocados	Hass	4 count mesh bags	4.77	75	4.77		4.77	109	4.77		4.77	22	4.77	
Avocados	Hass	each	0.67 - 0.79	141	0.69									
Avocados	Hass-Marked Extra Large	each	1.49	103	1.49		2.00 - 3.00	335	2.26	44				
Avocados	Hass-Marked Large	each	0.99	432	0.99						1.66 - 1.67	184	1.67	
Avocados	Hass-Marked Medium	each					1.50	191	1.50	100				
Avocados	Hass-Marked Small	each					0.50	256	0.50					
Bananas		per lb					0.59 - 0.69	359	0.62					
Blackberries		1 pint (11-12 oz cntr w/ lid)					3.99	285	3.99		3.99 - 5.00	578	4.78	
Blackberries		5.6-6 oz package	1.49 - 2.50	1019	1.81		2.00 - 2.50	310	2.33					
Blueberries		1 pint (11-12 oz cntr w/ lid)	1.97 - 4.99	246	3.22						5.00	305	5.00	
Blueberries		18 oz package	3.99	70	3.99		5.00 - 6.99	270	6.41	9	5.99	61	5.99	
Blueberries		6 oz package					2.50 - 3.99	142	3.78	85	2.50	81	2.50	
Cantaloupes		each	2.00 - 3.99	1253	2.71		1.67 - 3.99	1136	2.87	13	2.50 - 3.99	659	3.36	
Cantaloupes		per lb					0.33 - 0.49	390	0.46		0.79	61	0.79	
Cherries	Rainier	per lb					4.99 - 8.99	242	7.01					
Cherries	Red Varieties	per lb	4.99	580	4.99		3.97 - 6.99	1769	5.29		2.99 - 4.99	526	4.31	15
Coconut	YOUNG TYPE	each					2.50	55	2.50					
Grapefruit	RED	each	0.79	103	0.79									
Grapes	Black Seedless	per lb	1.49 - 1.69	156	1.57		1.49	73	1.49		1.99	415	1.99	
Grapes	Red Seedless	per lb	1.49 - 2.49	475	1.94		1.49 - 4.99	876	2.95		1.99 - 2.99	483	2.04	
Grapes	White Seedless Type	per lb	1.49 - 2.49	1115	1.90		1.49 - 4.99	1065	2.73		1.99 - 2.99	483	2.04	
Honeydews		each	1.50 - 3.50	765	2.61		2.00 - 3.99	345	2.70	35	2.50 - 3.99	428	3.56	
Honeydews		per lb									0.79	61	0.79	
Kiwifruit	Hayward	1-lb containers with lids	3.99	60	3.99									
Kiwifruit	Hayward	2-lb containers with lids	4.99	255	4.99									
Kiwifruit	Yellow Flesh	1-lb containers with lids	3.99	121	3.99		5.99	26	5.99		6.98	81	6.98	
Lemons		2 lb bag	2.49	341	2.49		2.49	128	2.49					

Wtd Avg - Simple weighted average



Weekly Grocery Store Specialty Crops Feature Activity
Friday, June 12, 2026 - Page 18

Commodity	Variety	Unit	SOUTH CENTRAL U.S.				SOUTHWEST U.S.				NORTHWEST U.S.			
			Price Range	Number of Ads	Wtd Avg Price	% Marked Local	Price Range	Number of Ads	Wtd Avg Price	% Marked Local	Price Range	Number of Ads	Wtd Avg Price	% Marked Local
Lemons		each					0.99	354	0.99		0.68	81	0.68	
Lemons		per lb					1.29	46	1.29					
Limes		each	0.10 - 0.69	636	0.44		0.15 - 0.67	674	0.39		0.50	22	0.50	
Limes		per lb					0.97 - 1.29	103	1.10					
Mangoes	Round Varieties	each	0.50 - 0.98	191	0.82		0.33 - 1.67	421	1.09		1.66 - 1.69	142	1.67	
Mangoes	Round Varieties Marked Extra Large	each					2.00	53	2.00					
Mangoes	Round Varieties Marked Large	each					0.79 - 0.99	180	0.92					
Mangoes	Yellow Varieties	each	0.50 - 1.25	172	0.91		0.33 - 0.40	122	0.36					
Nectarines	Various White Flesh Varieties	per lb	1.49 - 3.49	361	2.51		1.49 - 3.99	972	2.50	50	1.49 - 3.49	537	2.39	
Nectarines	Various Yellow Flesh Varieties	2 lb bags					2.99 - 3.99	306	3.06		3.99 - 5.99	211	4.57	
Nectarines	Various Yellow Flesh Varieties	per lb	1.49 - 3.49	681	2.62		0.69 - 3.99	1004	2.51	67	1.49 - 3.99	579	2.56	
Oranges	Navel	3 lb bag	2.97	303	2.97									
Oranges	Navel	each	1.50	117	1.50									
Oranges	Navel	per lb	0.50 - 1.27	299	0.84		0.48 - 1.69	523	1.37		0.89	36	0.89	
Oranges	Valencia	per lb					0.50	46	0.50					
Papaya	Maradol/Tainung Types	each					0.99	21	0.99					
Papaya	Maradol/Tainung Types	per lb	0.99 - 1.29	117	1.12		0.89 - 1.19	231	1.02					
Peaches	Various White Flesh Varieties	per lb	1.49 - 3.49	266	2.34		1.49 - 3.99	779	2.62	63	1.49 - 2.49	476	2.25	
Peaches	Various Yellow Flesh Varieties	2 lb bags	2.98	341	2.98		2.99 - 3.99	306	3.06		3.99 - 5.99	211	4.57	
Peaches	Various Yellow Flesh Varieties	per lb	0.99 - 3.99	1770	2.03		0.97 - 3.99	1751	2.32	42	1.49 - 3.99	619	2.55	
Pineapples		each	2.50 - 2.99	179	2.68		3.99	45	3.99		3.99	305	3.99	
Pineapples		per lb					0.49 - 0.50	107	0.49		1.29	61	1.29	
Plantains		per lb	0.77	47	0.77		0.89 - 0.99	95	0.93					
Plums		2 lb bags					2.99	285	2.99					
Plums		per lb	1.79 - 3.99	1068	2.72		1.99 - 3.49	943	2.73	56	1.99 - 2.49	525	2.43	
Plums	Interspecific Type	per lb	3.98	118	3.98		2.99	122	2.99	100				
Raspberries		1 pint (11-12 oz cntr w/ lid)	3.99	70	3.99		3.99	285	3.99		3.99 - 5.00	578	4.78	
Raspberries		6 oz package	1.50 - 2.50	851	1.94		2.00 - 3.99	552	2.63					
Strawberries		1 lb package	2.99 - 3.89	291	3.54		2.50 - 4.99	435	3.84	73	2.99	23	2.99	
Strawberries		2 lb package	3.99 - 5.99	490	4.92		3.99 - 4.99	404	4.57	41	5.00	305	5.00	
Tangerines/Mandarins		2 lb bag	3.99 - 4.99	155	4.60									
Watermelons	Red Flesh Seeded Type	each	6.99	241	6.99		6.99	223	6.99					
Watermelons	Red Flesh Seedless Miniature	each	1.97 - 3.99	923	2.68	10	1.67 - 4.99	748	3.17	16	2.50	123	2.50	
Watermelons	Red Flesh Seedless Type	each	3.49 - 7.99	964	5.66	9	5.99	66	5.99		7.99	123	7.99	
Watermelons	Red Flesh Seedless Type	per lb					0.33 - 0.50	157	0.42		0.49 - 0.69	133	0.66	

POTATOES & ONIONS

Wtd Avg - Simple weighted average



Commodity	Variety	Unit	SOUTH CENTRAL U.S.				SOUTHWEST U.S.				NORTHWEST U.S.			
			Price Range	Number of Ads	Wtd Avg Price	% Marked Local	Price Range	Number of Ads	Wtd Avg Price	% Marked Local	Price Range	Number of Ads	Wtd Avg Price	% Marked Local
Onions, Dry	RED	per lb												
Onions, Dry	Red, Marked Sweet	2 lb bag	3.49	27	3.49							1.28 - 1.29	117	1.28
Onions, Dry	WHITE	3 lb bag	2.98	126	2.98									
Onions, Dry	WHITE	per lb	0.50 - 0.99	219	0.84		0.48 - 2.49	419	1.34					
Onions, Dry	YELLOW	3 lb bag	1.97 - 3.49	142	2.99		2.99	169	2.99					
Onions, Dry	YELLOW	per lb	0.59	30	0.59							1.59	22	1.59
Onions, Dry	YELLOW MARKED SWEET	2 lb bag	2.50	60	2.50									
Onions, Dry	YELLOW MARKED SWEET	3 lb bag	1.99 - 3.49	190	2.20									
Onions, Dry	YELLOW MARKED SWEET	per lb	1.09 - 1.49	97	1.31		1.49 - 1.99	145	1.91					
Potatoes	MIXED COLORS	24 oz bag	3.99	64	3.99									
Potatoes	ROUND RED	24 oz bag	3.99	64	3.99		3.50	66	3.50					
Potatoes	ROUND RED	3 lb bag	3.49 - 5.99	134	5.49									
Potatoes	ROUND RED	5 lb bag										4.95	22	4.95
Potatoes	ROUND RED	per lb					0.49	23	0.49					
Potatoes	RUSSET	10 lb bag	3.97	47	3.97		1.99 - 2.99	156	2.43					
Potatoes	RUSSET	5 lb bag	1.49 - 2.99	665	2.58		3.99	187	3.99					
Potatoes	RUSSET	8 lb bag	3.99	23	3.99		3.99	103	3.99					
Potatoes	RUSSET	per lb	0.59 - 0.88	72	0.76		0.49 - 0.50	69	0.50			0.49	23	0.49
Potatoes	YELLOW TYPE	24 oz bag	3.99	64	3.99		3.50	66	3.50					
Potatoes	YELLOW TYPE	3 lb bag	3.49 - 5.99	134	5.49									
Potatoes	YELLOW TYPE	5 lb bag										4.95	22	4.95
VEGETABLES														
Artichokes		each					3.00	146	3.00	100				
Asparagus	GREEN	per lb	3.48 - 3.99	92	3.86		2.49 - 5.99	566	4.87			2.99	23	2.99
Beans	ROUND GREEN TYPE	12 oz bag	2.98	42	2.98									
Beets		per lb	0.79	65	0.79		0.99	97	0.99					
Broccoli		per lb					1.49	73	1.49					
Broccoli	CROWN CUT	per lb	0.99 - 2.49	163	1.54		2.99	500	2.99			0.98 - 1.98	102	1.77
Brussels Sprouts		per lb	2.48	42	2.48									
Cabbage	ROUND GREEN TYPE	per lb	0.49 - 0.79	236	0.58		0.50	150	0.50			0.69 - 0.79	97	0.75
Carrots	BABY PEELED	1 lb bag	1.99	27	1.99		1.18	73	1.18			1.50	61	1.50
Cauliflower		each	3.99	95	3.99		3.00	146	3.00	100				
Cauliflower		per lb					1.49	73	1.49					
Celery		each	0.99 - 1.49	107	1.19									
Chayote		each					0.49	61	0.49					
Chayote		per lb	0.69 - 0.99	95	0.78									
Chinese Cabbage		per lb					0.49	45	0.49					
Cilantro		per bunch	0.33 - 0.42	95	0.36		0.33 - 0.50	602	0.44					
Corn-Sweet		each	0.33 - 0.69	460	0.48		0.50 - 1.00	518	0.61	61		0.75 - 0.80	117	0.78
Corn-Sweet		trays 4-5 ears film wrapped	3.99 - 4.99	521	4.03		3.99 - 6.00	584	4.86			4.43 - 4.99	206	4.93

Wtd Avg - Simple weighted average



Weekly Grocery Store Specialty Crops Feature Activity
Friday, June 12, 2026 - Page 20

Commodity	Variety	Unit	SOUTH CENTRAL U.S.				SOUTHWEST U.S.				NORTHWEST U.S.			
			Price Range	Number of Ads	Wtd Avg Price	% Marked Local	Price Range	Number of Ads	Wtd Avg Price	% Marked Local	Price Range	Number of Ads	Wtd Avg Price	% Marked Local
Cucumbers		each	0.50 - 0.99	348	0.69		0.33 - 0.49	363	0.47		0.99 - 1.49	132	1.07	
Cucumbers	LONG SEEDLESS - Greenhouse	each	0.87 - 1.50	521	1.03		1.99 - 2.49	169	2.42		1.25	23	1.25	
Cucumbers	PERSIAN - Greenhouse	16 oz bag					1.50	45	1.50					
Cucumbers	PERSIAN - Greenhouse	5-6 ct trays filmwrapped	1.69	27	1.69									
Cucumbers	PERSIAN - Greenhouse	per lb					0.69	42	0.69					
Eggplant		each					2.49	146	2.49					
Garlic		per sleeve	1.89	65	1.89		1.49	61	1.49					
Jalapeno Peppers		per lb	0.66 - 0.67	225	0.66		0.69 - 1.29	107	0.95					
Jicama		per lb	0.79 - 0.99	95	0.85		0.69 - 0.89	149	0.78					
Lettuce	Green Leaf	per lb	2.49	61	2.49									
Lettuce	Iceberg	each	1.68	23	1.68					1.99	110	1.99		
Lettuce	Red Leaf	per lb	2.49	61	2.49									
Lettuce	Romaine	per lb	2.49	61	2.49									
Lettuce	Romaine (Hearts)	3 count	3.29 - 3.99	174	3.53									
Mixed Mini Sweet Peppers		1 lb package	2.99 - 3.99	147	3.64									
Mixed Mini Sweet Peppers		8 oz package	2.50	23	2.50									
Mushrooms	CREMINI	1 lb package	3.49	42	3.49									
Mushrooms	CREMINI	8 oz package	2.00 - 2.98	280	2.41					2.50 - 4.49	58	3.25		
Mushrooms	WHITE	8 oz package	1.99	95	1.99		1.50 - 1.99	106	1.78	2.50 - 4.49	103	2.93	78	
Onions, Green		per bunch	0.50 - 1.19	388	0.75		0.49 - 1.29	389	0.88	0.69 - 0.99	194	0.86		
Peppers (Bell Type)	ASSORTED COLORS	3 count filmbag	2.29	341	2.29									
Peppers (Bell Type)	GREEN	each	0.99	70	0.99		1.50	146	1.50					
Peppers (Bell Type)	ORANGE	each	0.87 - 1.66	639	0.98		1.99	26	1.99	1.00 - 1.50	107	1.16		
Peppers (Bell Type)	RED	each	0.87 - 1.66	708	1.00		1.50 - 1.99	172	1.57	1.00 - 1.50	107	1.16		
Peppers (Bell Type)	YELLOW	each	0.87 - 1.66	639	0.98		1.99	26	1.99	1.00 - 1.50	107	1.16		
Radishes		per bunch					0.50	42	0.50	0.69	84	0.69		
Salad (Mixed Types)		10-12 oz package	1.77 - 3.49	579	3.04					2.49	23	2.49		
Salad (Mixed Types)		5-9 oz package	2.99 - 3.00	116	3.00		2.50 - 3.00	108	2.81	61	2.49	23	2.49	
Salad (Mixed Types)	Spring Mix	5-9 oz package	2.98	117	2.98		2.50	42	2.50					
Serrano Peppers		per lb	1.29	30	1.29									
Spinach	FLAT TYPE	5-7 oz package	2.98	117	2.98									
Spinach	FLAT TYPE	8-10 oz package	2.00	61	2.00		2.00	20	2.00					
Squash	GREY	per lb					0.99	101	0.99					
Squash	Yellow Crookneck/Straightneck	per lb	1.39 - 1.79	134	1.47					1.49	110	1.49		
Squash	Zucchini	per lb	1.39 - 1.79	134	1.47		0.99	154	0.99	1.49	110	1.49		
Sweet Potatoes		3 lb bag	2.50	60	2.50	100								

Wtd Avg - Simple weighted average



Commodity	Variety	Unit	SOUTH CENTRAL U.S.				SOUTHWEST U.S.				NORTHWEST U.S.			
			Price Range	Number of Ads	Wtd Avg Price	% Marked Local	Price Range	Number of Ads	Wtd Avg Price	% Marked Local	Price Range	Number of Ads	Wtd Avg Price	% Marked Local
Sweet Potatoes		per lb	0.97 - 1.28	89	1.12									
Tomatillos		per lb	0.50 - 0.99	255	0.85		0.99	202	0.99					
Tomatoes		per lb	1.88 - 2.59	171	2.08		1.99	23	1.99					
Tomatoes	Cherry Type	10 oz package									3.00	36	3.00	
Tomatoes	GRAPE TYPE	1 pint package					1.99	23	1.99		2.49	23	2.49	
Tomatoes	GRAPE TYPE	10 oz package	2.50 - 3.50	207	3.36		2.50	191	2.50					
Tomatoes	Plum Type (Roma)	per lb	0.89	65	0.89		0.97 - 1.99	629	1.63		1.99	305	1.99	
Tomatoes	VINE RIPES - Greenhouse	per lb	1.99	61	1.99		1.98 - 3.99	193	3.64					
Tomatoes	VINE RIPES	per lb	1.79 - 2.49	100	2.09	34								
Tomatoes	VINE RIPES - ON THE VINE - Greenhouse	per lb	1.97 - 2.49	289	2.40						1.99	23	1.99	
OTHER SPECIALTY CROP ITEMS														
Hemp (Seed) Oil		12 oz	6.99	92	6.99		6.99	23	6.99		6.99	26	6.99	
Hemp Protein		16 oz									10.49	26	10.49	
Hemp Seeds Shelled		8 oz	6.39 - 7.49	125	6.68		6.39 - 7.69	46	7.04		6.39	26	6.39	
Honey		12 oz	7.19	118	7.19		8.99	66	8.99					
Honey		16 oz	8.79 - 9.99	236	9.39									
SEASONAL ITEMS														
Ornamentals	Rose, Hybrid Tea	bunched 12s	13.99 - 14.99	135	14.51		11.99	61	11.99					
Ornamentals	Tulips	bunched 10s									9.99	110	9.99	

Wtd Avg - Simple weighted average



Commodity	Variety	Unit	ALASKA U.S.				HAWAII U.S.			
			Price Range	Number of Ads	Wtd Avg Price	% Marked Local	Price Range	Number of Ads	Wtd Avg Price	% Marked Local
FRUIT										
Apples	COSMIC CRISP	per lb	2.49	2	2.49					
Apples	Gala/Royal Gala	per lb	3.39	37	3.39		2.39	7	2.39	
Apples	Red Delicious	per lb					1.89	7	1.89	
Apples, Processed	Juice	128 oz (1 gallon)	7.99	11	7.99					
Avocados	Hass	4 count mesh bags					4.77	4	4.77	
Avocados	Hass	each	1.98	3	1.98		2.39	3	2.39	
Avocados	Hass-Marked Large	each	2.50	11	2.50					
Bananas		per lb					1.29	3	1.29	
Blackberries		1 pint (11-12 oz cntr w/ lid)	5.00	11	5.00					
Blackberries		5.6-6 oz package	3.88	3	3.88					
Blueberries		18 oz package	6.29 - 8.99	11	8.50					
Blueberries		6 oz package	2.68	3	2.68		3.49 - 3.99	7	3.78	
Cantaloupes		each	4.00 - 4.99	22	4.50					
Cantaloupes		per lb	1.28 - 2.99	42	2.79					
Cherries	Red Varieties	per lb	5.99 - 6.99	20	6.44					
Grapes	Black Seedless	per lb	2.49	11	2.49		5.29	7	5.29	
Grapes	Red Seedless	per lb	2.49 - 5.69	50	4.91		3.99 - 4.59	60	4.22	
Grapes	White Seedless Type	per lb	3.79 - 5.69	39	5.59		3.99 - 4.59	27	4.50	
Honeydews		each	4.00 - 4.99	22	4.50					
Honeydews		per lb	2.99	37	2.99					
Kiwifruit	Yellow Flesh	1-lb containers with lids					4.99 - 5.49	27	5.42	
Mangoes	Round Varieties	each	2.29 - 3.99	39	3.90					
Nectarines	Various White Flesh Varieties	per lb	3.49	11	3.49		6.49	33	6.49	
Nectarines	Various Yellow Flesh Varieties	per lb	3.49 - 4.99	22	4.10		3.49 - 6.49	60	5.14	
Papaya	Maradol/Tainung Types	per lb					1.49	27	1.49	14
Peaches	Various White Flesh Varieties	per lb	3.29 - 3.49	13	3.46		3.49 - 3.99	27	3.92	
Peaches	Various Yellow Flesh Varieties	per lb	3.29 - 4.99	24	4.04		3.49	27	3.49	
Pears	Bosc	per lb					1.99	7	1.99	
Pineapples		each	4.99	11	4.99					
Plums		per lb	3.49 - 3.99	31	3.64		6.49	23	6.49	
Raspberries		1 pint (11-12 oz cntr w/ lid)	5.00	11	5.00					
Raspberries		6 oz package	3.88	3	3.88					
Strawberries		2 lb package	6.00	11	6.00					
Watermelons	Red Flesh Seeded Type	per lb					1.49	23	1.49	100
Watermelons	Red Flesh Seedless Miniature	each	4.00	11	4.00					

Wtd Avg - Simple weighted average



Commodity	Variety	Unit	ALASKA U.S.				HAWAII U.S.			
			Price Range	Number of Ads	Wtd Avg Price	% Marked Local	Price Range	Number of Ads	Wtd Avg Price	% Marked Local
Watermelons	Red Flesh Seedless Type	each	10.99	2	10.99					
POTATOES & ONIONS										
Onions, Dry	YELLOW	3 lb bag					4.19	7	4.19	
Onions, Dry	YELLOW	per lb	1.29	9	1.29					
Onions, Dry	YELLOW MARKED SWEET	per lb	1.49	2	1.49					
Potatoes	ROUND RED	5 lb bag	4.00	2	4.00					
Potatoes	RUSSET	5 lb bag	3.99	11	3.99		4.99	10	4.99	
Potatoes	YELLOW TYPE	5 lb bag	5.68	3	5.68					
VEGETABLES										
Asparagus	GREEN	per lb	4.68	3	4.68		3.99	4	3.99	
Broccoli	CROWN CUT	per lb	2.68	3	2.68					
Brussels Sprouts		12 oz bag	3.49	2	3.49					
Carrots		1 lb bag					1.69	3	1.69	
Carrots	BABY PEELED	2 lb bag	3.99	2	3.99					
Cauliflower		per lb					1.99	3	1.99	
Chinese Cabbage		per lb					1.49	4	1.49	
Corn-Sweet		each	1.25	2	1.25					
Corn-Sweet		trays 4-5 ears film wrapped	6.00 - 7.99	22	6.99		4.43	4	4.43	
Cucumbers		each	1.50	9	1.50					
Lettuce	Romaine	per lb					3.49	3	3.49	
Lettuce	Romaine (Hearts)	3 count	3.69	2	3.69					
Mixed Mini Sweet Peppers		1 lb package	4.29	2	4.29					
Peppers (Bell Type)	GREEN	each	1.19	2	1.19					
Peppers (Bell Type)	GREEN	per lb					2.89	3	2.89	
Peppers (Bell Type)	ORANGE	each	2.99	37	2.99					
Peppers (Bell Type)	RED	each	2.99	37	2.99					
Peppers (Bell Type)	YELLOW	each	2.99	37	2.99					
Salad (Mixed Types)	Spring Mix	10-12 oz package	3.00	2	3.00					
Snow Peas		8 oz bags	3.49	2	3.49					
Sugar Snap Peas		8 oz bags	3.49	2	3.49					
Tomatoes	GRAPE TYPE	10 oz package	4.39	2	4.39					
Tomatoes	Plum Type (Roma)	per lb	2.49 - 2.78	14	2.55					
Tomatoes	VINE RIPES - Greenhouse	per lb	2.99	9	2.99					
Tomatoes	VINE RIPES	per lb	2.29	2	2.29					
OTHER SPECIALTY CROP ITEMS										
Hemp Seeds Shelled		8 oz	8.84	11	8.84					

Wtd Avg - Simple weighted average



NATIONAL ORGANIC SUMMARY

(not including AK & HI)

Fruit								
Commodity	Variety	Unit	THIS WEEK		LAST WEEK		LAST YEAR	
			Number of Ads	Wtd Avg Price	Number of Ads	Wtd Avg Price	Number of Ads	Wtd Avg Price
Apples	COSMIC CRISP	per lb	481	3.32			481	2.99
Apples	Envy	per lb	252	2.99			24	2.99
Apples	Fuji	2 lb bag	212	4.78	363	4.59	1,195	4.00
Apples	Gala/Royal Gala	2 lb bag	1,237	4.96	188	3.95	1,234	3.97
Apples	Granny Smith	2 lb bag	442	4.99	442	4.99		
Apples	Honeycrisp	per lb	241	3.99	481	3.78		
Apples	Pink Lady/Cripps Pink	2 lb bag	1,447	5.00	252	4.99	44	4.54
Apples, Processed	Juice	64 oz (1/2 gallon)	183	3.00	269	3.00	98	3.69
Avocados	Hass	4 count mesh bags	322	5.99	2,748	3.50		
Avocados	Hass	each	137	1.75	699	1.41	359	1.80
Avocados	Hass-Marked Large	each	541	2.64	359	2.78	356	2.50
Bananas		per lb	413	0.74	130	0.84	260	0.83
Blackberries		5.6-6 oz package	2,380	3.71	661	4.02	763	4.90
Blueberries		1 pint (11-12 oz cntr w/ lid)	1,002	4.65	1,009	4.77	842	4.41
Blueberries		18 oz package	154	6.99	926	6.71	44	5.99
Blueberries		6 oz package	311	5.13	712	4.10	1,516	3.91
Cantaloupes		each	20	5.99	22	3.99	554	4.64
Cherries	Red Varieties	per lb	503	6.67			24	7.99
Grapes	Black Seedless	per lb	533	3.84	502	3.75	295	2.77
Grapes	Red Seedless	2 lb container with lid	400	6.79	60	5.99		
Grapes	Red Seedless	per lb	861	3.91	3,081	3.64	327	2.86
Grapes	White Seedless Type	2 lb container with lid	400	6.79	60	5.99		
Grapes	White Seedless Type	per lb	881	3.91	2,570	3.72	347	2.93
Honeydews		each	20	5.99	22	3.99	20	5.99
Kiwifruit	Yellow Flesh	1-lb containers with lids	214	7.77	660	6.79	359	5.54
Kiwifruit	Yellow Flesh	2-lb containers with lids	228	5.99				
Mangoes	Round Varieties	each	638	1.63	25	2.50	38	1.89
Nectarines	Various White Flesh Varieties	per lb	3,083	3.49			1,749	3.57
Nectarines	Various Yellow Flesh Varieties	2 lb bags	549	5.99	183	5.99		
Nectarines	Various Yellow Flesh Varieties	per lb	3,651	3.61	1,248	3.49	3,129	3.72
Oranges	Navel	3 lb bag	366	5.99				
Peaches	Various White Flesh Varieties	per lb	3,259	3.49			1,936	3.56
Peaches	Various Yellow Flesh Varieties	2 lb bags	549	5.99				
Peaches	Various Yellow Flesh Varieties	per lb	3,920	3.60	1,757	3.79	3,243	3.70
Plums		per lb	1,269	3.47	1,195	3.49	325	2.49

Wtd Avg - Simple weighted average



Commodity	Variety	Unit	THIS WEEK		LAST WEEK		LAST YEAR	
			Number of Ads	Wtd Avg Price	Number of Ads	Wtd Avg Price	Number of Ads	Wtd Avg Price
Raspberries		6 oz package	1,027	3.92	1,001	4.01	986	4.36
Strawberries		1 lb package	1,324	5.02	1,479	4.45	3,034	4.37
Strawberries		2 lb package	558	7.33	248	5.39	100	5.99
Watermelons	Red Flesh Seedless Miniature	each	82	4.26	47	6.59	545	5.39
Watermelons	Red Flesh Seedless Type	each	20	5.99				

Potatoes & Onions

Commodity	Variety	Unit	THIS WEEK		LAST WEEK		LAST YEAR	
			Number of Ads	Wtd Avg Price	Number of Ads	Wtd Avg Price	Number of Ads	Wtd Avg Price
Onions, Dry	RED	per lb	154	1.49	154	1.49		
Onions, Dry	WHITE	per lb	70	1.99				
Onions, Dry	YELLOW	2 lb bag	22	2.50	322	3.49	46	3.28
Onions, Dry	YELLOW	per lb	107	1.99				
Onions, Dry	YELLOW MARKED SWEET	2 lb bag	566	3.44	183	2.99	207	3.05
Potatoes	MIXED COLORS	24 oz bag	190	4.99	190	4.99		
Potatoes	ROUND RED	24 oz bag	190	4.99	213	4.99		
Potatoes	ROUND RED	3 lb bag	70	5.99	122	3.99	131	3.99
Potatoes	RUSSET	per lb	154	1.49	154	1.49	154	1.49
Potatoes	YELLOW TYPE	24 oz bag	375	4.00	213	4.99		
Potatoes	YELLOW TYPE	3 lb bag	70	5.99	122	3.99		

Vegetables

Commodity	Variety	Unit	THIS WEEK		LAST WEEK		LAST YEAR	
			Number of Ads	Wtd Avg Price	Number of Ads	Wtd Avg Price	Number of Ads	Wtd Avg Price
Beans	ROUND GREEN TYPE	12 oz bag	23	3.99	94	3.50		
Broccoli		per bunch	343	3.40			57	3.39
Broccoli	BABY HYBRID TYPE	per bunch	481	3.34			528	3.13
Broccoli	CROWN CUT	per lb	75	2.28	110	2.49		
Cabbage	ROUND GREEN TYPE	per lb	187	0.98	38	1.29		
Carrots		1 lb bag	241	1.48	163	1.50		
Carrots		2 lb bag	74	2.49	162	2.50	131	2.50
Carrots		per lb	154	1.29	154	1.29	154	1.29
Carrots	BABY PEELED	1 lb bag	275	1.87	158	2.00	443	2.39
Carrots	Baby Peeled Type Mixed Color	12 oz bag	20	2.99	73	2.50		
Cauliflower		each	58	3.59	60	3.99	574	3.77
Cauliflower		per lb	22	1.49	110	2.49		
Celery		each	442	2.76	25	2.77	22	1.99
Celery	HEARTS	per package	205	3.97	55	3.99	82	3.32
Cucumbers		each	209	1.62	61	1.50		
Cucumbers	LONG SEEDLESS - Greenhouse	each	849	2.62	371	1.67	2,104	1.94
Cucumbers	PERSIAN - Greenhouse	16 oz bag	243	3.99	183	3.99		
Cucumbers	PERSIAN - Greenhouse	5-6 ct trays filmwrapped	190	3.99	190	3.99		
Lettuce	Boston - Greenhouse	4 oz containers with lid	66	3.50				

Wtd Avg - Simple weighted average



Commodity	Variety	Unit	THIS WEEK		LAST WEEK		LAST YEAR	
			Number of Ads	Wtd Avg Price	Number of Ads	Wtd Avg Price	Number of Ads	Wtd Avg Price
Lettuce	Iceberg	each	183	3.49	407	3.21	183	2.99
Mixed Mini Sweet Peppers		1 lb package	60	3.99			26	4.99
Mixed Mini Sweet Peppers		8 oz package	69	3.11				
Mushrooms	CREMINI	8 oz package	269	3.95	142	3.14	199	3.06
Mushrooms	WHITE	8 oz package	724	3.20	327	3.21	442	3.15
Peppers (Bell Type)	ORANGE	each	274	2.99				
Peppers (Bell Type)	RED	each	274	2.99				
Peppers (Bell Type)	YELLOW	each	274	2.99				
Plain Parsley		per bunch	322	1.79				
Salad (Mixed Types)		1 lb package	277	6.99			488	5.77
Salad (Mixed Types)		10-12 oz package	156	5.11	550	4.98	597	5.72
Salad (Mixed Types)		5-9 oz package	1,359	3.51	2,506	3.31	1,550	3.37
Salad (Mixed Types)	Spring Mix	10-12 oz package	26	4.99	81	5.36		
Salad (Mixed Types)	Spring Mix	5-9 oz package	215	3.99	1,370	3.12		
Spinach	FLAT TYPE	11 oz package	228	6.29	116	5.00		
Spinach	FLAT TYPE	5-7 oz package	334	1.88	46	3.43	65	3.10
Spinach	FLAT TYPE	8-10 oz package	46	4.99	60	5.49		
Squash	Yellow Crookneck/Straightneck	per lb	198	2.26	162	2.48		
Squash	Zucchini	per lb	198	2.26	3,017	2.37		
Sweet Potatoes		3 lb bag	38	4.99				
Tomatoes		per lb	154	2.49	154	2.49	341	2.72
Tomatoes	GRAPE TYPE	1 pint package	484	3.48	350	3.28	603	2.71
Tomatoes	GRAPE TYPE	10 oz package	66	4.99			26	4.99
Tomatoes	Plum Type (Roma)	per lb	176	2.39			24	3.49
Tomatoes	VINE RIPES - ON THE VINE - Greenhouse	per lb	252	2.99			47	2.39

Other Specialty Crop Items

Commodity	Variety	Unit	THIS WEEK		LAST WEEK		LAST YEAR	
			Number of Ads	Wtd Avg Price	Number of Ads	Wtd Avg Price	Number of Ads	Wtd Avg Price
Hemp (Seed) Oil		16 oz	237	15.97	237	15.97	390	16.46
Hemp Protein		12 oz	94	13.59	94	13.59	249	13.46
Hemp Protein		16 oz	177	12.88	295	12.71	195	21.24
Hemp Protein		32 oz	62	21.99	154	21.99	154	19.99
Hemp Seeds Shelled		12 oz	583	14.09	546	13.64	894	13.78
Hemp Seeds Shelled		7 oz	285	7.89	154	7.89	740	10.48
Hemp Seeds Shelled		8 oz	253	11.79	253	11.79	197	11.39
Honey		12 oz	420	8.00	230	10.49		
Honey		16 oz	442	12.89	682	11.31		

Wtd Avg - Simple weighted average



REGIONAL ORGANIC DETAILS

Commodity	Variety	Unit	NORTHEAST U.S.				SOUTHEAST U.S.				MIDWEST U.S.			
			Price Range	Number of Ads	Wtd Avg Price	% Marked Local	Price Range	Number of Ads	Wtd Avg Price	% Marked Local	Price Range	Number of Ads	Wtd Avg Price	% Marked Local
FRUIT														
Apples	COSMIC CRISP	per lb	3.32	122	3.32		3.32	86	3.32		3.32	67	3.32	
Apples	Envy	per lb	2.99	24	2.99		2.99	228	2.99					
Apples	Fuji	2 lb bag	4.99	190	4.99						2.99	22	2.99	
Apples	Gala/Royal Gala	2 lb bag					5.00	1195	5.00					
Apples	Granny Smith	2 lb bag	4.99	214	4.99		4.99	228	4.99					
Apples	Honeycrisp	per lb									3.99	199	3.99	
Apples	Pink Lady/Cripps Pink	2 lb bag	4.99	24	4.99		4.99 - 5.00	1423	5.00					
Apples, Processed	Juice	64 oz (1/2 gallon)	3.00	183	3.00									
Avocados	Hass	4 count mesh bags	5.99	322	5.99									
Avocados	Hass-Marked Large	each	2.78	122	2.78		2.78	86	2.78		1.50 - 2.78	127	2.18	
Bananas		per lb	0.59 - 0.79	263	0.73						0.74 - 0.79	150	0.75	
Blackberries		5.6-6 oz package	3.49 - 4.79	331	4.05		3.33 - 3.49	1188	3.48		3.49 - 4.99	145	3.89	
Blueberries		1 pint (11-12 oz cntr w/ lid)	3.99 - 5.99	884	4.61									
Blueberries		18 oz package									6.99	13	6.99	
Blueberries		6 oz package	4.99	65	4.99						4.99	39	4.99	
Cantaloupes		each	5.99	20	5.99									
Cherries	Red Varieties	per lb	6.66	122	6.66		6.66	86	6.66		6.66 - 6.99	89	6.74	
Grapes	Black Seedless	per lb	3.88	122	3.88		3.88	86	3.88		3.88	67	3.88	
Grapes	Red Seedless	2 lb container with lid	5.99 - 6.99	400	6.79									
Grapes	Red Seedless	per lb	3.88 - 3.99	312	3.95		3.88 - 4.99	120	4.19		2.99 - 3.88	95	3.62	
Grapes	White Seedless Type	2 lb container with lid	5.99 - 6.99	400	6.79									
Grapes	White Seedless Type	per lb	3.88 - 3.99	312	3.95		3.88 - 4.99	120	4.19		2.99 - 3.88	95	3.62	
Honeydews		each	5.99	20	5.99									
Kiwifruit	Yellow Flesh	1-lb containers with lids	5.99 - 7.99	214	7.77									
Kiwifruit	Yellow Flesh	2-lb containers with lids					5.99	228	5.99					
Mangoes	Round Varieties	each					1.50	187	1.50					
Nectarines	Various White Flesh Varieties	per lb					3.49	1658	3.49		3.49	581	3.49	
Nectarines	Various Yellow Flesh Varieties	2 lb bags	5.99	183	5.99		5.99	366	5.99					
Nectarines	Various Yellow Flesh Varieties	per lb	4.43	122	4.43		3.49 - 4.43	1744	3.54		3.49 - 4.43	797	3.57	
Oranges	Navel	3 lb bag					5.99	366	5.99					
Peaches	Various White Flesh Varieties	per lb					3.49	1658	3.49		3.49	581	3.49	
Peaches	Various Yellow Flesh Varieties	2 lb bags	5.99	183	5.99		5.99	366	5.99					
Peaches	Various Yellow Flesh Varieties	per lb	4.43	122	4.43		3.49 - 4.43	1744	3.54		3.49 - 4.43	797	3.57	

Wtd Avg - Simple weighted average



Commodity	Variety	Unit	NORTHEAST U.S.				SOUTHEAST U.S.				MIDWEST U.S.			
			Price Range	Number of Ads	Wtd Avg Price	% Marked Local	Price Range	Number of Ads	Wtd Avg Price	% Marked Local	Price Range	Number of Ads	Wtd Avg Price	% Marked Local
Plums		per lb					3.49	1195	3.49					
Raspberries		6 oz package	4.79	72	4.79		3.33	94	3.33	3.49 - 4.99	145	3.89		
Strawberries		1 lb package	4.79 - 5.32	194	5.12		5.32	86	5.32	4.77 - 5.32	92	5.17		
Strawberries		2 lb package								6.99	39	6.99		
Watermelons	Red Flesh Seedless Miniature	each								3.99 - 4.99	82	4.26		
Watermelons	Red Flesh Seedless Type	each	5.99	20	5.99									

POTATOES & ONIONS

Onions, Dry	RED	per lb								1.49	13	1.49	
Onions, Dry	YELLOW	2 lb bag								2.50	22	2.50	
Onions, Dry	YELLOW MARKED SWEET	2 lb bag	2.99 - 3.99	338	3.41		3.49	228	3.49				
Potatoes	MIXED COLORS	24 oz bag	4.99	190	4.99								
Potatoes	ROUND RED	24 oz bag	4.99	190	4.99								
Potatoes	RUSSET	per lb								1.49	13	1.49	
Potatoes	YELLOW TYPE	24 oz bag	2.99 - 4.99	375	4.00								

VEGETABLES

Broccoli		per bunch	3.49	322	3.49								
Broccoli	BABY HYBRID TYPE	per bunch	3.34	122	3.34		3.34	86	3.34	3.34	67	3.34	
Broccoli	CROWN CUT	per lb								2.99	22	2.99	
Cabbage	ROUND GREEN TYPE	per lb					0.98	187	0.98				
Carrots		1 lb bag								1.48	199	1.48	
Carrots		2 lb bag					2.49	74	2.49				
Carrots		per lb								1.29	13	1.29	
Carrots	BABY PEELED	1 lb bag	1.79 - 2.50	210	1.87								
Carrots	Baby Peeled Type Mixed Color	12 oz bag	2.99	20	2.99								
Cauliflower		each								3.99	35	3.99	
Cauliflower		per lb								1.49	22	1.49	
Celery		each	2.50 - 2.99	155	2.58		2.00 - 2.99	262	2.86	2.77	25	2.77	
Celery	HEARTS	per package	3.99 - 4.99	128	4.79					1.99 - 2.49	57	2.30	
Cucumbers		each					1.48	187	1.48				
Cucumbers	LONG SEEDLESS - Greenhouse	each	2.50 - 2.77	181	2.68		2.50 - 2.77	314	2.57	1.50 - 2.77	89	2.46	
Cucumbers	PERSIAN - Greenhouse	16 oz bag	3.99	183	3.99					3.99	60	3.99	
Cucumbers	PERSIAN - Greenhouse	5-6 ct trays filmwrapped	3.99	190	3.99								
Lettuce	Iceberg	each	3.49	183	3.49								
Mixed Mini Sweet Peppers		1 lb package								3.99	60	3.99	
Mixed Mini Sweet Peppers		8 oz package	3.99	20	3.99		2.98	26	2.98				
Mushrooms	CREMINI	8 oz package	3.79 - 3.99	203	3.93								
Mushrooms	WHITE	8 oz package	2.99 - 3.99	407	3.04								

Wtd Avg - Simple weighted average



Weekly Grocery Store Specialty Crops Feature Activity
Friday, June 12, 2026 - Page 29

Commodity	Variety	Unit	NORTHEAST U.S.				SOUTHEAST U.S.				MIDWEST U.S.			
			Price Range	Number of Ads	Wtd Avg Price	% Marked Local	Price Range	Number of Ads	Wtd Avg Price	% Marked Local	Price Range	Number of Ads	Wtd Avg Price	% Marked Local
Peppers (Bell Type)	ORANGE	each	2.99	237	2.99		2.99	37	2.99					
Peppers (Bell Type)	RED	each	2.99	237	2.99		2.99	37	2.99					
Peppers (Bell Type)	YELLOW	each	2.99	237	2.99		2.99	37	2.99					
Plain Parsley		per bunch	1.79	322	1.79									
Salad (Mixed Types)		1 lb package	6.99	49	6.99		6.99	228	6.99					
Salad (Mixed Types)		10-12 oz package	4.99 - 5.49	82	5.21		4.99	74	4.99					
Salad (Mixed Types)		5-9 oz package	3.49 - 4.99	755	3.74					2.97 - 3.50	316	3.16		
Salad (Mixed Types)	Spring Mix	5-9 oz package								3.99	13	3.99		
Spinach	FLAT TYPE	11 oz package	6.49	183	6.49									
Spinach	FLAT TYPE	8-10 oz package	4.99	20	4.99									
Squash	Yellow Crookneck/Straightneck	per lb	2.69	76	2.69									
Squash	Zucchini	per lb	2.69	76	2.69									
Sweet Potatoes		3 lb bag	4.99	38	4.99									
Tomatoes		per lb								2.49	13	2.49		
Tomatoes	GRAPE TYPE	1 pint package	2.99 - 3.99	458	3.45									
Tomatoes	Plum Type (Roma)	per lb	2.39	86	2.39		2.39	90	2.39					
Tomatoes	VINE RIPES - ON THE VINE - Greenhouse	per lb	2.99	24	2.99		2.99	228	2.99					
OTHER SPECIALTY CROP ITEMS														
Hemp (Seed) Oil		16 oz									14.99 - 16.79	73	15.31	
Hemp Protein		12 oz					13.59	94	13.59					
Hemp Protein		16 oz								13.49	13	13.49		
Hemp Protein		32 oz								21.99	13	21.99		
Hemp Seeds Shelled		12 oz								11.99 - 17.99	206	16.16		
Hemp Seeds Shelled		7 oz								7.89	26	7.89		
Hemp Seeds Shelled		8 oz	11.99	18	11.99		11.99	94	11.99					
Honey		12 oz	4.99 - 10.49	208	5.47		10.49	94	10.49					
Honey		16 oz	12.79	18	12.79		12.79 - 12.99	188	12.89					

Wtd Avg - Simple weighted average



Commodity	Variety	Unit	SOUTH CENTRAL U.S.				SOUTHWEST U.S.				NORTHWEST U.S.			
			Price Range	Number of Ads	Wtd Avg Price	% Marked Local	Price Range	Number of Ads	Wtd Avg Price	% Marked Local	Price Range	Number of Ads	Wtd Avg Price	% Marked Local
FRUIT														
Apples	COSMIC CRISP	per lb	3.32	75	3.32		3.32	109	3.32		3.32	22	3.32	
Apples	Gala/Royal Gala	2 lb bag					3.79	42	3.79					
Apples	Honeycrisp	per lb	3.99	42	3.99									
Avocados	Hass	each	1.25 - 1.50	56	1.40						2.00	81	2.00	
Avocados	Hass-Marked Large	each	2.78	75	2.78		2.78	109	2.78		2.78	22	2.78	
Blackberries		5.6-6 oz package	3.33 - 3.49	286	3.39		3.33 - 5.99	365	4.39		3.33 - 3.50	65	3.49	
Blueberries		1 pint (11-12 oz cntr w/ lid)	4.68 - 4.99	118	4.93									
Blueberries		18 oz package	6.99	92	6.99		6.99	23	6.99		6.99	26	6.99	
Blueberries		6 oz package	3.33	61	3.33		5.99	146	5.99					
Cherries	Red Varieties	per lb	6.66	75	6.66		6.66	109	6.66		6.66	22	6.66	
Grapes	Black Seedless	per lb	3.49 - 3.88	127	3.72		3.88	109	3.88		3.88	22	3.88	
Grapes	Red Seedless	per lb	3.49 - 3.88	127	3.72		3.88 - 3.99	185	3.93		3.88	22	3.88	
Grapes	White Seedless Type	per lb	3.49 - 3.88	127	3.72		3.88 - 3.99	205	3.93		3.88	22	3.88	
Mangoes	Round Varieties	each	1.50 - 1.77	451	1.68									
Nectarines	Various White Flesh Varieties	per lb	3.49	311	3.49		3.49	410	3.49		3.49	123	3.49	
Nectarines	Various Yellow Flesh Varieties	per lb	3.49 - 4.43	386	3.67		3.49 - 4.43	519	3.69		3.49 - 4.43	83	3.74	
Peaches	Various White Flesh Varieties	per lb	3.49	426	3.49		3.49	410	3.49		3.49	184	3.49	
Peaches	Various Yellow Flesh Varieties	per lb	3.49 - 4.43	501	3.63		3.49 - 4.43	572	3.67		3.49	184	3.49	
Plums		per lb					3.49	53	3.49		1.98	21	1.98	
Raspberries		6 oz package	3.33 - 3.49	286	3.39		3.33 - 5.99	365	4.39		3.33 - 3.50	65	3.49	
Strawberries		1 lb package	4.99 - 6.99	204	5.44		3.99 - 5.99	645	4.67		5.32 - 5.98	103	5.84	
Strawberries		2 lb package	6.99	209	6.99		7.99	187	7.99		6.99	123	6.99	
POTATOES & ONIONS														
Onions, Dry	RED	per lb	1.49	92	1.49		1.49	23	1.49		1.49	26	1.49	
Onions, Dry	WHITE	per lb	1.99	70	1.99									
Onions, Dry	YELLOW	per lb	1.99	107	1.99									
Potatoes	ROUND RED	3 lb bag	5.99	70	5.99									
Potatoes	RUSSET	per lb	1.49	92	1.49		1.49	23	1.49		1.49	26	1.49	
Potatoes	YELLOW TYPE	3 lb bag	5.99	70	5.99									
VEGETABLES														
Beans	ROUND GREEN TYPE	12 oz bag	3.99	23	3.99									
Broccoli		per bunch									1.98	21	1.98	
Broccoli	BABY HYBRID TYPE	per bunch	3.34	75	3.34		3.33	109	3.33		3.34	22	3.34	
Broccoli	CROWN CUT	per lb					1.99	53	1.99					
Carrots		1 lb bag	1.48	42	1.48									
Carrots		per lb	1.29	92	1.29		1.29	23	1.29		1.29	26	1.29	
Carrots	BABY PEELED	1 lb bag	2.00	23	2.00		1.79	42	1.79					
Cauliflower		each	2.98	23	2.98									
Celery	HEARTS	per package					3.48	20	3.48					

Wtd Avg - Simple weighted average



Weekly Grocery Store Specialty Crops Feature Activity
Friday, June 12, 2026 - Page 31

Commodity	Variety	Unit	SOUTH CENTRAL U.S.				SOUTHWEST U.S.				NORTHWEST U.S.			
			Price Range	Number of Ads	Wtd Avg Price	% Marked Local	Price Range	Number of Ads	Wtd Avg Price	% Marked Local	Price Range	Number of Ads	Wtd Avg Price	% Marked Local
Cucumbers		each												
Cucumbers	LONG SEEDLESS - Greenhouse	each	2.77	75	2.77		2.77	109	2.77		2.50	81	2.50	
Lettuce	Boston - Greenhouse	4 oz containers with lid					3.50	66	3.50					
Mixed Mini Sweet Peppers		8 oz package	2.50	23	2.50									
Mushrooms	CREMINI	8 oz package					4.00	66	4.00					
Mushrooms	WHITE	8 oz package					4.00	146	4.00		2.79 - 2.99	171	2.92	
Salad (Mixed Types)		5-9 oz package	2.50 - 3.00	118	2.90		3.50	73	3.50		2.99 - 3.99	97	3.62	
Salad (Mixed Types)	Spring Mix	10-12 oz package					4.99	26	4.99					
Salad (Mixed Types)	Spring Mix	5-9 oz package	3.99	92	3.99		3.99	23	3.99		3.99	87	3.99	
Spinach	FLAT TYPE	11 oz package					5.49	45	5.49					
Spinach	FLAT TYPE	5-7 oz package	1.77 - 3.00	334	1.88									
Spinach	FLAT TYPE	8-10 oz package					4.99	26	4.99					
Squash	Yellow Crookneck/Straightneck	per lb					1.99	122	1.99					
Squash	Zucchini	per lb					1.99	122	1.99					
Tomatoes		per lb	2.49	92	2.49		2.49	23	2.49		2.49	26	2.49	
Tomatoes	GRAPE TYPE	1 pint package					3.99	26	3.99					
Tomatoes	GRAPE TYPE	10 oz package					4.99	66	4.99					
OTHER SPECIALTY CROP ITEMS														
Hemp (Seed) Oil		16 oz	16.79	92	16.79		12.99 - 16.79	46	14.89		16.79	26	16.79	
Hemp Protein		16 oz	13.49	92	13.49		10.49 - 13.49	46	11.99		11.99	26	11.99	
Hemp Protein		32 oz					21.99	23	21.99		21.99	26	21.99	
Hemp Seeds Shelled		12 oz	11.99 - 13.59	302	13.07		11.99	23	11.99		11.99 - 13.49	52	12.74	
Hemp Seeds Shelled		7 oz	7.89	184	7.89		7.89	23	7.89		7.89	52	7.89	
Hemp Seeds Shelled		8 oz	11.99	118	11.99		9.79	23	9.79					
Honey		12 oz	10.49	118	10.49									
Honey		16 oz	12.79 - 12.99	236	12.89									

Wtd Avg - Simple weighted average



Commodity	Variety	Unit	ALASKA U.S.				HAWAII U.S.			
			Price Range	Number of Ads	Wtd Avg Price	% Marked Local	Price Range	Number of Ads	Wtd Avg Price	% Marked Local
FRUIT										
Apples	COSMIC CRISP	per lb					3.32	4	3.32	
Avocados	Hass	each	2.79	2	2.79					
Avocados	Hass-Marked Large	each					2.78	4	2.78	
Blueberries		6 oz package					4.59	23	4.59	
Cherries	Red Varieties	per lb					6.66	4	6.66	
Grapefruit	RED	4 lb film bags	7.28	3	7.28					
Grapes	Black Seedless	per lb					3.88	4	3.88	
Grapes	Red Seedless	per lb					3.88	4	3.88	
Grapes	White Seedless Type	per lb	4.98	3	4.98		3.88	4	3.88	
Nectarines	Various White Flesh Varieties	per lb	4.49	11	4.49					
Nectarines	Various Yellow Flesh Varieties	per lb	4.49	11	4.49		4.43	4	4.43	
Peaches	Various White Flesh Varieties	per lb	4.49	11	4.49					
Peaches	Various Yellow Flesh Varieties	per lb	4.49	11	4.49		4.43	4	4.43	
Strawberries		1 lb package					5.32	4	5.32	
Strawberries		2 lb package	8.99	11	8.99					
VEGETABLES										
Broccoli	BABY HYBRID TYPE	per bunch					3.34	4	3.34	
Carrots	BABY PEELED	1 lb bag	2.48	3	2.48		3.09	7	3.09	
Cauliflower		per lb	2.98	3	2.98					
Collards		per bunch	2.79	2	2.79					
Cucumbers	LONG SEEDLESS - Greenhouse	each					2.77	4	2.77	
Kale		per bunch	2.79	2	2.79					
Lettuce	Green Leaf	each	2.79	2	2.79					
Lettuce	Red Leaf	each	2.79	2	2.79					
Swiss Chard		per bunch	2.79	2	2.79					
OTHER SPECIALTY CROP ITEMS										
Hemp Seeds Shelled		7 oz	10.87	11	10.87					

Wtd Avg - Simple weighted average

REGIONAL DEFINITIONS

As used in this report, regions include the following states:

NORTHEAST U.S.	Connecticut, Delaware, Massachusetts, Maryland, Maine, New Hampshire, New Jersey, New York, Pennsylvania, Rhode Island and Vermont
SOUTHEAST U.S.	Alabama, Florida, Georgia, Mississippi, North Carolina, South Carolina, Tennessee, Virginia and West Virginia
MIDWEST U.S.	Iowa, Illinois, Indiana, Kentucky, Michigan, Minnesota, North Dakota, Nebraska, Ohio, South Dakota and Wisconsin
SOUTH CENTRAL U.S.	Arkansas, Colorado, Kansas, Louisiana, Missouri, New Mexico, Oklahoma, and Texas
SOUTHWEST U.S.	Arizona, California, Nevada and Utah
NORTHWEST U.S.	Idaho, Montana, Oregon, Washington, and Wyoming
ALASKA	Alaska
HAWAII	Hawaii
NATIONAL	Continental United States

1 -- Specialty Crops Market News surveys nearly 271 retailers, comprising over 29,700 individual stores, with online weekly advertised features.

2 -- Date range reflects one week of data collection ending on the report date and encompassing ad pricing good from the Saturday before the report release date through the following Friday.