

AUCTION SUMMARY

AMS 1850		8,629		Thursday	
Ogallala Livestock					
Ogallala, NE					
Feeder Steers	500-600 lbs	510.00-555.00	Feeder Heifers	500-600 lbs	440.00-483.00
Medium &	600-700 lbs	435.00-487.50	Medium &	600-700 lbs	400.00-439.00
Large #1	700-800 lbs	387.00-429.00	Large #1	700-800 lbs	335.50-394.00
	800-900 lbs	351.00-392.00		800-900 lbs	326.00-349.00
	900-1000 lbs	331.00-355.00		900-1000 lbs	307.50-344.00

AMS 1811		2,127		Thursday	
MO-Kan Livestock					
Butler, MO					
Feeder Steers	300-400 lbs	550.00-572.50	Feeder Heifers	400-500 lbs	457.50-595.00
Medium &	400-500 lbs	486.00-539.00	Medium &	500-600 lbs	
Large #1	500-600 lbs	442.00-505.00	Large #1	600-700 lbs	
	600-700 lbs	415.00-440.00		700-800 lbs	337.00-353.00
	700-800 lbs	375.00-409.50		800-900 lbs	320.00-327.00

AMS 1891		1,529		Thursday	
Winter Livestock					
Pratt, KS					
Feeder Steers	500-600 lbs		Feeder Heifers	300-400 lbs	425.00-510.00
Medium &	600-700 lbs	397.80-406.00	Medium &	400-500 lbs	385.00-520.00
Large #1	700-800 lbs	349.00-388.00	Large #1	500-600 lbs	365.00-435.00
	800-900 lbs	354.00-375.00		600-700 lbs	332.00-385.00
	900-1000 lbs	340.50-360.00		700-800 lbs	

CHICAGO MERCANTILE EXCHANGE LIVESTOCK FUTURES SETTLEMENTS Friday

<u>Live Cattle</u>		<u>Change</u>	<u>Feeder Cattle</u>		<u>Change</u>
Jun	250.075	0.900	Aug	353.900	0.525
Aug	241.650	0.125	Sep	350.825	0.750
Oct	234.125	0.325	Oct	347.225	0.575

CHICAGO BOARD OF TRADE GRAIN FUTURES SETTLEMENTS Friday

<u>Corn</u>		<u>Change</u>	<u>Soybeans</u>		<u>Change</u>
Jul	4.1750	(0.0700)	Jul	11.2150	(0.0800)
Sep	4.2700	(0.0575)	Aug	11.2600	(0.0650)
Dec	4.4600	(0.0575)	Sep	11.2250	(0.0475)

KANSAS CITY BOARD OF TRADE		<u>Wheat</u>		<u>Change</u>
		Jul	6.2075	0.0050
		Sep	6.3150	(0.0050)
		Dec	6.4675	(0.0175)

AMS 2466 Friday

5 AREA WKLY ACCUMULATED WTD AVG SLAUGHTER CATTLE PRICE

	<u>Head Count</u>	<u>Avg Weight</u>	<u>Avg Price</u>
Live Steer	14,066	1,530	256.38
Live Heifer	8,755	1,362	256.17
Dressed Steer	18,364	995	404.65
Dressed Heifer	3,749	888	405.05

AMS 2453 Friday

DAILY ESTIMATED BOXED BEEF CUTOUT VALUES

<u>Choice</u>	<u>Select</u>	<u>Choice Cuts</u>	
600-900#	600-900#	Select Cuts	68 loads
392.70	382.69	Trimmings	4 loads
0.04	(0.35)	Grinds	8 loads

AMS 3208 Thursday

ESTD DAILY CATTLE SLAUGHTER

Friday	100,000	Sat. 5000
Week Ago (est)	105,000	14,000
Year Ago (act)	102,000	1,500
Wk to date (est)	528,000	533,000
Last Week (est)	434,000	448,000
Last Year (est)	580,000	581,000

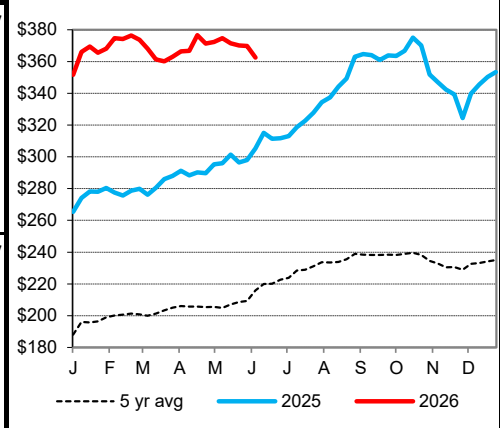
AMS 1909 Thursday

New Holland Livestock

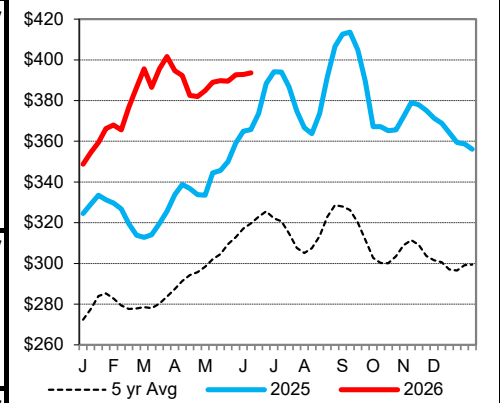
New Holland, PA		Avg Dressing	
		Price	
	<u>Pct Lean</u>		
Breaking	75-80	177.50-193.00	
Boning	80-85	160.00-177.50	
Lean	85-90	140.00-157.50	

Previous Day Estimated:	Steer and Heifer	88,000
	Cow and Bull	20,000

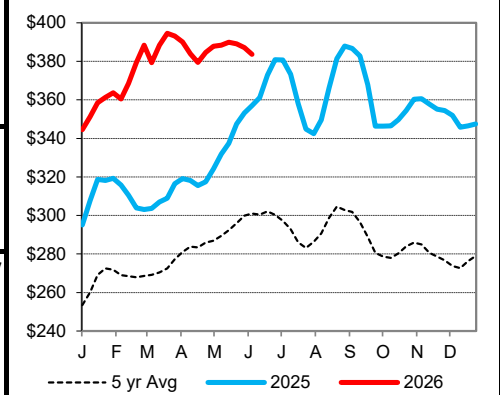
CME Feeder Cattle Index



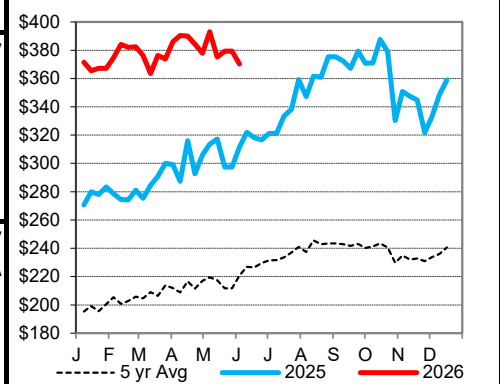
Weekly Choice Cutout



Weekly Select Cutout



Oklahoma City 700-800 lb Steer Price



St. Joseph, Missouri

Phone: 816-676-7000

Email: stjoe.lpgmn@usda.gov

<http://www.ams.usda.gov/LSMarketNews>