

[AMS 2453/LM XB403](#)

DAILY ESTIMATED CUTOUT VALUES

	Choice <u>600-900#</u>	Select <u>600-900#</u>	Choice/Select Spread
Current Cutout Values:	392.70	382.69	10.01
Change from prior day:	0.04	(-0.35)	
Primal Rib	561.33	537.11	
Primal Chuck	337.41	334.91	
Primal Round	330.65	329.04	
Primal Loin	509.14	479.31	
Primal Brisket	349.25	353.63	
Primal Short Plate	296.78	296.78	
Primal Flank	249.74	249.04	
			Load Count:
			Total 91
			Choice 68
			Select 11
			Trimming 4
			Grinds 8

Fresh 50% Trimmings 4 Loads @ 186.79

[AMS 2829/NW LS441](#)

USDA BY-PRODUCT DROP VALUE (STEER) - DAILY

14.65 **Change:** UNCH

[AMS 2466/LM CT100](#)

5 AREA WEEKLY ACCUMULATED WEIGHTED AVG CATTLE PRICE

<i>As of 10:00 am</i>	Head Count	Avg Weight	Avg Price
Live Steer	14,066	1,530	256.38
Live Heifer	8,755	1,362	256.17
Dressed Steer	18,364	995	404.65
Dressed Heifer	3,749	888	405.05

[AMS 3208/SJ LS710](#)

DAILY CATTLE SLAUGHTER

Today	100,000	
Week Ago	105,000	
Year Ago (act)	102,135	
Week to Date	528,000	
Same Period Last Week	434,000	
Same Period Last Year	579,800	
Previous Day	Steer and Heifer	88,000
	Cow and Bull	20,000

[AMS 3209/SJ LS712](#)

BEEF PRODUCTION	6/6/2026 (Estimate)	Last Week (Estimate)	(Actual)
Slaughter	533,000	448,000	581,000
Live Weights	1470	1469	1411
Dressed Weights	901	900	863
Beef Production (millions of pounds)	479	403	501

[AMS 2825/NW LS410](#)

USDA BEEF CARCASS PRICE EQUIVALENT INDEX VALUE

	Choice <u>600-900#</u>	Select <u>600-900#</u>	Dressing percent:	
			<u>Steer</u>	<u>Heifer</u>
	\$383.22	\$373.77	63.53	63.36
Change	0.08	(-0.12)		

[AMS 2455/LM XB405](#)

USDA NATIONAL CUTTER COW CARCASS CUTOUT

356.94 (-0.66) 90% Lean 457.02

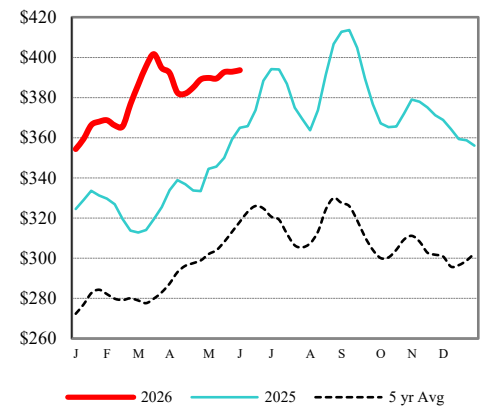
[CME LIVE CATTLE](#)

	High	Low	Change	Settle
APR	N/A			
JUN	N/A			
AUG	N/A			

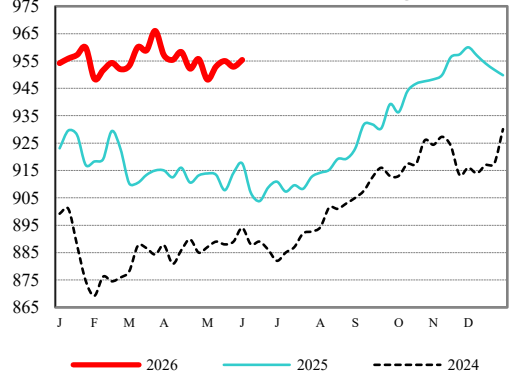
[CME FEEDER CATTLE](#)

	High	Low	Change	Settle
APR	N/A			
MAY	N/A			
AUG	N/A			

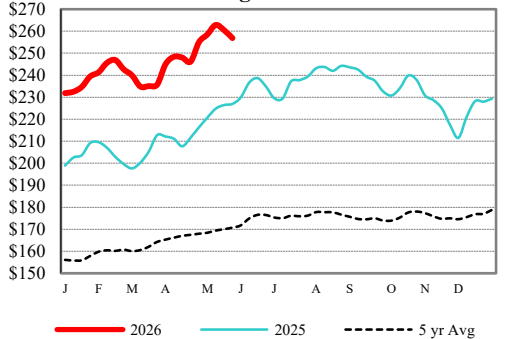
Weekly Choice Cutout



LMR Steer/Heifer Dressed Weights



5 Area Weekly Wtd Avg Steer Price



Weekly Ch/Se Spread

