



## Advertised Prices for Specialty Crops Products at Major Grocery Store Outlets ending during the period of 5/30/2026 to 6/11/2026

The information contained in this report reflects prices advertised by major grocery retailers to consumers through circulars and digital promotions and gathered by USDA through a weekly survey.

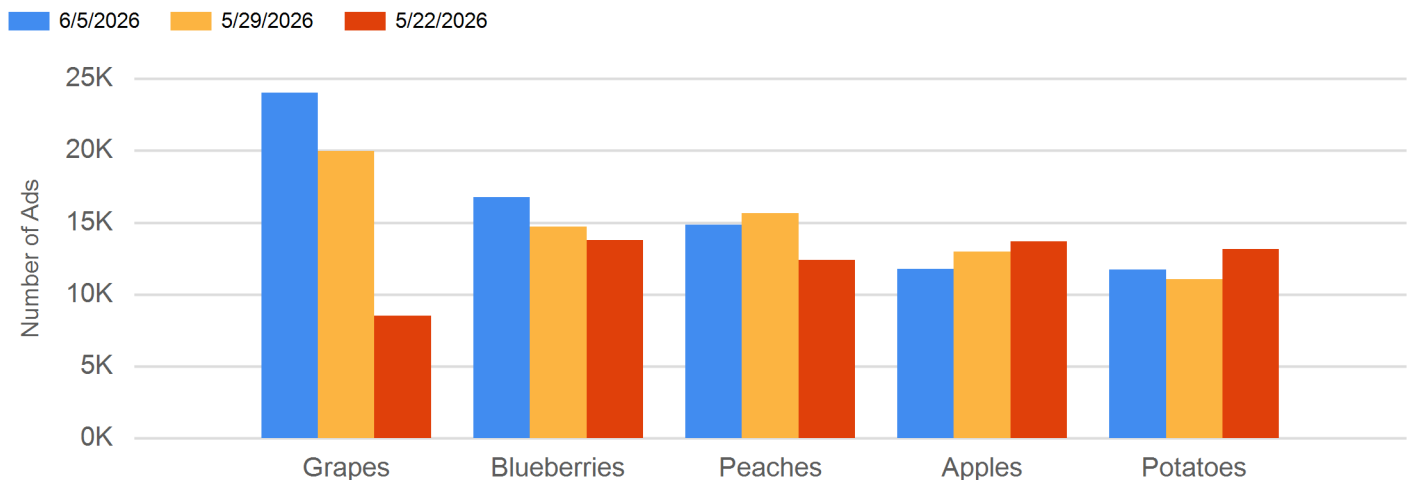
### Delicious Deals

This week summertime favorites were advertised abundantly. Specials on peaches, grapes, berries, nectarines, watermelons, honeydew, and cantaloupe were refreshing to shoppers' palates and wallets alike. Savory summer vegetables like zucchini, yellow squash, cucumbers, and corn were popular for light and flavorful meals. Local produce from coast to coast is coming into season and making its way into stores. Retailers have begun Father's Day promotions though it is still a few weeks away.

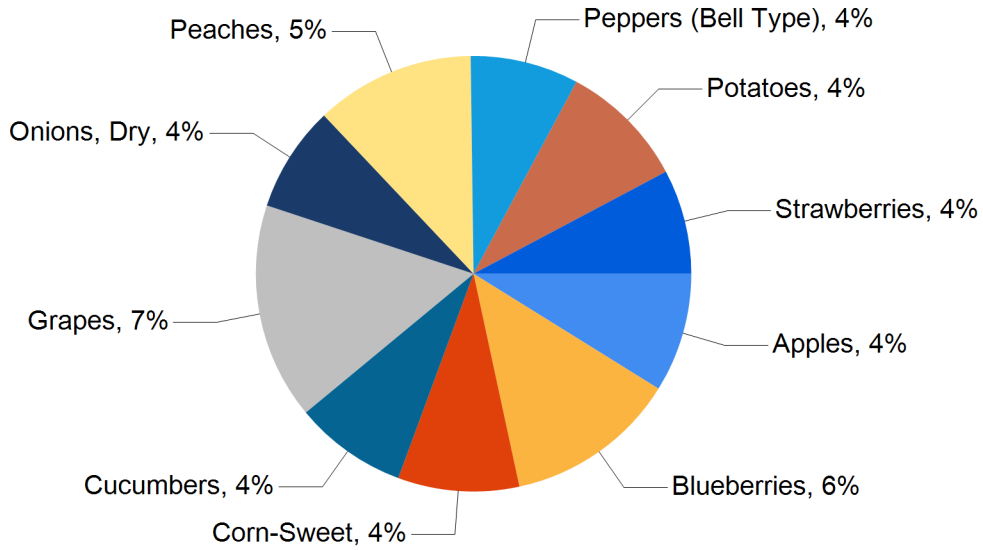
Total ad numbers this week were 289,570, a 1% decrease from last week's total of 291,958. The total for the same week last year was 7% lower at 269,480. The total number of ads broken out by commodity groups: fruit 165,999 (57%), onions and potatoes 21,835 (7%), vegetables 96,808 (33%), herbs 1,487, ornamentals 800, hemp 2,429, and honey 2,149. The number of ads for organic produce was 44,285, 15% of total ads.

The following are the prices of major advertised items (3,000 plus ads) this week, compared to the same week last year. Significant increases in price for fruit this week included white seedless grapes (per lb.) at 11% and apple juice (64 oz.) at 14%. There were no significant decreases. There were no significant changes in price for onions and potatoes this week. Significant increases in price for vegetables this week included crown cut broccoli at 16%, cucumbers (each) at 13%, and sweet corn (each) at 13%. There were no significant decreases.

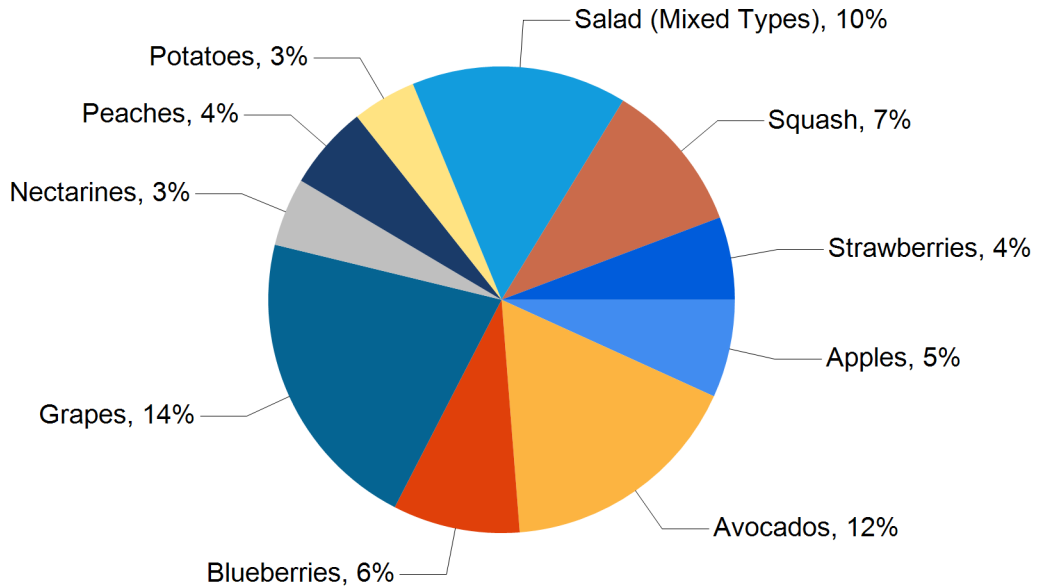
### Top 5 Commodities Featured This Week



### Top 10 Commodities as Percentage of Total Conventional Ads

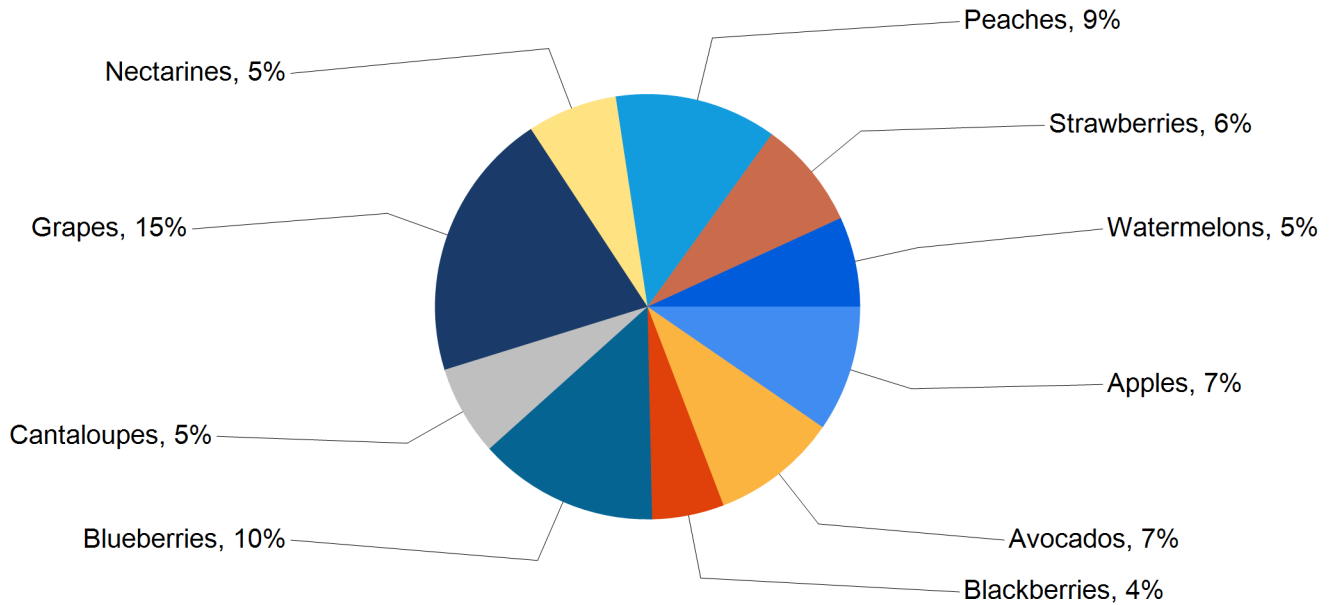


### Top 10 Commodities as Percentage of Total Organic Ads

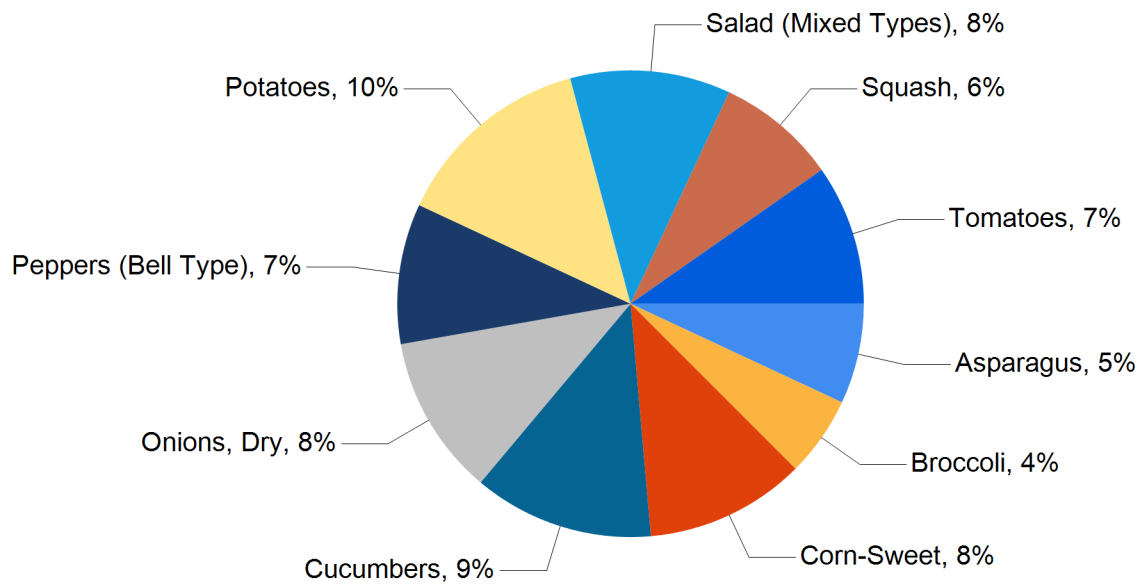


Wtd Avg - Simple weighted average

### Top 10 Fruits as Percentage of Total Fruit Ads



### Top 10 Vegetables as Percentage of Total Vegetable Ads Including Onions and Potatoes



Wtd Avg - Simple weighted average



## NATIONAL CONVENTIONAL SUMMARY

(not including AK & HI)

Fruit								
Commodity	Variety	Unit	THIS WEEK		LAST WEEK		LAST YEAR	
			Number of Ads	Wtd Avg Price	Number of Ads	Wtd Avg Price	Number of Ads	Wtd Avg Price
Apples	Ambrosia	per lb	23	1.49			183	1.99
Apples	COSMIC CRISP	2 lb bag	366	4.99	1,195	5.00	35	1.99
Apples	COSMIC CRISP	per lb	1,945	2.37	2,703	2.24	1,398	1.53
Apples	Envy	3 lb bag	1,705	4.99				
Apples	Envy	per lb	188	2.19	834	2.11	345	1.70
Apples	Fuji	2 lb bag	38	3.29				
Apples	Fuji	3 lb bag	59	2.99	271	2.88	185	3.49
Apples	Fuji	per lb	1,551	1.73	1,152	1.82	1,204	1.49
Apples	Gala/Royal Gala	per lb	674	1.45	776	1.90	784	1.49
Apples	Granny Smith	per lb	300	1.47	2,178	1.98	54	1.49
Apples	Honeycrisp	3 lb bag	185	5.99				
Apples	Honeycrisp	per lb	1,670	2.43	1,355	2.32	849	2.58
Apples	Jazz	per lb	253	2.27	188	2.19	65	1.99
Apples	Pink Lady/Cripps Pink	per lb	629	2.08	705	2.11	317	1.32
Apples	Red Delicious	3 lb bag	93	3.36	153	3.44	460	3.99
Apples	Red Delicious	per lb	38	1.59	117	1.43	129	1.29
Apples, Processed	Juice	128 oz (1 gallon)	25	4.94			58	6.65
Apples, Processed	Juice	64 oz (1/2 gallon)	3,634	2.74	2,644	2.43	1,742	2.41
Apples, Processed	Juice	96 oz (3/4 gallon)	23	3.49	25	3.89		
Apples, Processed	Juice Marked Cider	128 oz (1 gallon)	208	6.74	183	6.99		
Apples, Processed	Juice Marked Cider	64 oz (1/2 gallon)	615	2.92	211	3.86		
Apricots		per lb	207	3.69	417	3.70	732	4.05
Avocados	Hass	4 count mesh bags	1,136	4.09	1,480	4.43		
Avocados	Hass	5 count mesh bags	346	3.88	109	3.99		
Avocados	Hass	each	2,594	1.10	5,991	0.87	2,808	1.06
Avocados	Hass-Marked Extra Large	5 count mesh bags	193	4.99				
Avocados	Hass-Marked Extra Large	each	68	1.87	472	1.61	410	2.58
Avocados	Hass-Marked Large	each	339	1.67	440	1.19	238	2.37
Avocados	Hass-Marked Medium	each	558	1.14	452	1.41	757	1.35
Avocados	Hass-Marked Small	5 count mesh bags	130	3.88				
Avocados	Hass-Marked Small	each	321	0.50	201	0.48	367	0.45
Avocados	Various Greenskin Varieties	per lb	26	0.98	34	1.49		
Bananas		per lb	542	0.58	963	0.56	257	0.57
Blackberries		1 pint (11-12 oz cntr w/ lid)	737	4.59	1,548	4.27	131	4.99
Blackberries		5.6-6 oz package	5,024	2.97	7,166	2.39	3,129	2.82

Wtd Avg - Simple weighted average



Weekly Grocery Store Specialty Crops Feature Activity  
Friday, June 5, 2026 - Page 5

Commodity	Variety	Unit	THIS WEEK		LAST WEEK		LAST YEAR	
			Number of Ads	Wtd Avg Price	Number of Ads	Wtd Avg Price	Number of Ads	Wtd Avg Price
Blueberries		1 pint (11-12 oz cntr w/ lid)	8,478	2.78	6,053	3.00	5,447	2.69
Blueberries		18 oz package	2,997	4.84	3,129	4.60	2,191	4.88
Blueberries		6 oz package	1,229	3.30	1,089	3.31	499	3.51
Blueberries		9.8 oz package	1,426	4.81	730	4.74		
Cantaloupes		each	7,377	2.65	4,131	2.88	8,238	2.74
Cantaloupes		per lb	354	0.52	485	0.79	441	0.70
Cherries	Red Varieties	per lb	1,223	5.58	5,915	5.40	6,605	5.19
Clementines		2 lb bag	377	4.99	103	4.99	113	4.99
Clementines		3 lb bag	238	4.54	838	4.71	388	4.02
Grapefruit	RED	per lb	106	1.99	55	0.99		
Grapes	Black Seedless	per lb	2,110	2.42	1,906	2.68	1,994	1.93
Grapes	Red Globe Seeded Type	per lb	47	1.98	29	1.99		
Grapes	Red Seedless	2 lb container with lid	220	6.31				
Grapes	Red Seedless	per lb	8,709	2.21	6,297	2.53	7,766	2.12
Grapes	White Seedless Type	2 lb container with lid	220	6.31				
Grapes	White Seedless Type	per lb	6,345	2.42	7,311	2.44	5,358	2.19
Honeydews		each	727	4.62	998	3.39	908	2.94
Honeydews		per lb	290	0.75	298	1.03	23	0.79
Kiwifruit	Hayward	1-lb containers with lids	532	5.04	165	5.36	162	4.99
Kiwifruit	Hayward	2-lb containers with lids	190	6.99	190	6.99		
Kiwifruit	Hayward	each	344	0.57	43	0.71	399	0.77
Kiwifruit	Yellow Flesh	1-lb containers with lids	508	4.73	885	5.49	129	4.46
Lemons		2 lb bag	555	4.00	377	4.14	802	3.75
Lemons		each	1,746	0.71	1,218	0.68	1,635	0.70
Lemons		per lb	46	1.19	210	1.08	107	0.67
Limes		2 pound bags	371	4.13	91	4.17		
Limes		each	1,231	0.44	1,974	0.41	763	0.49
Mangoes	Round Varieties	each	2,146	1.02	965	1.19	5,651	1.02
Mangoes	Round Varieties Marked Large	each	979	1.27	324	1.04	225	1.09
Mangoes	Yellow Varieties	each	802	1.13	961	1.04	2,845	1.08
Nectarines	Various White Flesh Varieties	2 lb bags	86	2.99				
Nectarines	Various White Flesh Varieties	per lb	1,998	3.25	2,716	2.96	1,589	2.64
Nectarines	Various Yellow Flesh Varieties	2 lb bags	176	2.99	128	2.89		
Nectarines	Various Yellow Flesh Varieties	per lb	4,543	2.70	4,504	2.89	4,057	2.72
Oranges	Navel	3 lb bag	292	4.24	454	4.86	462	3.99
Oranges	Navel	4 lb bag	633	4.63	1,341	3.77	522	4.45
Oranges	Navel	each	1,394	0.84	1,107	1.05	1,279	1.10
Oranges	Navel	per lb	2,457	1.51	1,779	1.47	744	1.37
Oranges	Valencia	4 lb bag	559	5.00	559	5.00	59	4.99
Oranges	Valencia	each	107	1.00				
Oranges	Valencia	per lb	46	0.99				

Wtd Avg - Simple weighted average



Weekly Grocery Store Specialty Crops Feature Activity  
Friday, June 5, 2026 - Page 6

Commodity	Variety	Unit	THIS WEEK		LAST WEEK		LAST YEAR	
			Number of Ads	Wtd Avg Price	Number of Ads	Wtd Avg Price	Number of Ads	Wtd Avg Price
Papaya	Maradol/Tainung Types	per lb	1,151	1.11	218	1.10	660	1.00
Peaches	Various White Flesh Varieties	per lb	3,349	3.05	4,337	2.92	3,169	2.83
Peaches	Various Yellow Flesh Varieties	2 lb bags	368	4.24	162	3.99		
Peaches	Various Yellow Flesh Varieties	per lb	9,367	2.24	9,402	2.61	10,935	2.11
Pears	Bartlett	per lb	2,382	1.89	45	1.71	1,993	1.59
Pears	Bosc	each	65	0.49				
Pears	Bosc	per lb	563	1.37			190	1.99
Pears	D'Anjou	each	65	0.49				
Pears	D'Anjou	per lb	893	1.67			296	2.17
Pears	RED TYPE	per lb	252	0.99				
Pineapples		each	3,897	2.88	3,333	3.30	1,710	3.09
Pineapples		per lb	162	0.82	46	0.89	172	0.84
Plantains		per lb	596	0.52	102	1.00		
Plums		per lb	2,388	2.90	1,805	3.02	278	3.32
Pomegranates		each	78	2.99	22	3.99		
Raspberries		1 pint (11-12 oz cntr w/ lid)	970	4.84	1,239	4.41	1,022	3.90
Raspberries		6 oz package	4,932	3.10	5,264	3.00	1,954	2.84
Strawberries		1 lb package	5,822	2.89	5,879	3.30	5,969	2.80
Strawberries		2 lb package	2,719	4.72	1,203	4.93	1,547	4.08
Tangerines/Mandarins		2 lb bag	188	4.71	128	4.78	652	4.27
Tangerines/Mandarins		3 lb bag	615	4.52	3,111	4.38	1,386	4.95
Watermelons	Red Flesh Seeded Type	each	363	7.20	239	6.99	298	7.01
Watermelons	Red Flesh Seeded Type	per lb	55	0.50	55	0.25	21	0.50
Watermelons	Red Flesh Seedless Miniature	each	1,739	3.72	3,538	4.45	2,788	3.35
Watermelons	Red Flesh Seedless Type	each	5,487	5.30	4,948	5.84	3,698	5.72
Watermelons	Red Flesh Seedless Type	per lb	463	0.44	589	0.60	988	0.66

**Potatoes & Onions**

Commodity	Variety	Unit	THIS WEEK		LAST WEEK		LAST YEAR	
			Number of Ads	Wtd Avg Price	Number of Ads	Wtd Avg Price	Number of Ads	Wtd Avg Price
Onions, Dry	RED	2 lb bag	74	3.22	62	3.10	107	1.99
Onions, Dry	RED	per lb	312	1.18	2,293	1.18	195	1.24
Onions, Dry	Red, Marked Sweet	2 lb bag	117	2.98				
Onions, Dry	Red, Marked Sweet	3 lb bag	60	3.99				
Onions, Dry	Red, Marked Sweet	per lb	23	1.48				
Onions, Dry	WHITE	2 lb bag	22	2.00				
Onions, Dry	WHITE	per lb	418	0.61	283	0.68	927	0.71
Onions, Dry	YELLOW	2 lb bag	161	1.71	134	2.05	283	1.83
Onions, Dry	YELLOW	3 lb bag	1,997	2.27	1,217	2.47	2,055	2.40
Onions, Dry	YELLOW	per lb	561	1.00	747	1.10	475	0.93
Onions, Dry	YELLOW MARKED SWEET	2 lb bag	130	2.99	670	2.30	387	2.63
Onions, Dry	YELLOW MARKED SWEET	3 lb bag	2,030	3.91	2,251	3.78	850	3.31
Onions, Dry	YELLOW MARKED SWEET	5 lb bag	708	4.99	323	5.40	177	4.60

Wtd Avg - Simple weighted average



Commodity	Variety	Unit	THIS WEEK		LAST WEEK		LAST YEAR	
			Number of Ads	Wtd Avg Price	Number of Ads	Wtd Avg Price	Number of Ads	Wtd Avg Price
Onions, Dry	YELLOW MARKED SWEET	per lb	2,073	1.17	2,548	1.19	2,244	1.17
Potatoes	FINGERLING	24 oz bag	107	3.99				
Potatoes	MIXED COLORS	24 oz bag	279	3.37				
Potatoes	MIXED COLORS	3 lb bag	57	3.48	190	4.79		
Potatoes	ROUND RED	24 oz bag	408	3.32	408	3.19		
Potatoes	ROUND RED	3 lb bag	235	2.95	188	2.49	83	2.99
Potatoes	ROUND RED	5 lb bag	169	3.42	3,067	3.56	1,400	3.98
Potatoes	ROUND RED	per lb	289	1.16	254	1.07	304	0.84
Potatoes	ROUND WHITE	per lb	97	0.99	150	0.99	97	0.99
Potatoes	RUSSET	10 lb bag	509	3.19	270	4.23	367	3.51
Potatoes	RUSSET	4 lb bag	57	1.72	31	1.50		
Potatoes	RUSSET	5 lb bag	2,999	3.41	2,687	2.49	2,858	3.09
Potatoes	RUSSET	8 lb bag	1,149	3.56	185	3.60	766	3.44
Potatoes	RUSSET	per lb	519	0.88	1,293	0.94	1,423	0.89
Potatoes	YELLOW TYPE	24 oz bag	1,670	3.44	536	3.04		
Potatoes	YELLOW TYPE	3 lb bag	235	2.95	63	3.66	22	1.50
Potatoes	YELLOW TYPE	5 lb bag	1,556	2.62	502	4.68	1,234	2.38
Potatoes	YELLOW TYPE	per lb	66	0.94	53	0.99	93	0.82

**Vegetables**

Commodity	Variety	Unit	THIS WEEK		LAST WEEK		LAST YEAR	
			Number of Ads	Wtd Avg Price	Number of Ads	Wtd Avg Price	Number of Ads	Wtd Avg Price
Asparagus	GREEN	per lb	5,679	3.03	3,409	3.09	4,067	3.24
Beans	ROUND GREEN TYPE	12 oz bag	98	3.36	716	2.72	954	2.63
Beans	ROUND GREEN TYPE	per lb	470	1.77	1,674	2.29	982	1.72
Beets		per bunch	1,195	2.99	1,402	3.05	65	3.99
Beets		per lb	96	1.06			76	0.99
Bok Choy	BABY BOK CHOY	per lb	74	3.99				
Broccoli		per bunch	1,525	2.95	1,301	2.99	1,419	2.88
Broccoli		per lb	351	2.77			343	1.76
Broccoli	CROWN CUT	per lb	3,314	2.01	1,115	2.45	2,549	1.74
Brussels Sprouts		1 lb bag	2,482	2.80	27	2.99		
Brussels Sprouts		12 oz bag	25	2.97	685	2.69	378	3.14
Brussels Sprouts		per lb	42	3.73	146	2.49		
Cabbage	ROUND GREEN TYPE	per lb	2,076	0.60	2,033	0.74	2,306	0.66
Cactus Leaf (Nopales)		1-1.5 lb bags	61	2.97	65	2.49		
Cactus Leaf (Nopales)		per lb	30	0.89				
Carrots		1 lb bag	145	1.43			62	1.18
Carrots		per bunch	37	2.50	127	2.42		
Carrots		per lb	81	0.73	141	0.74	61	0.69
Carrots	BABY PEELED	1 lb bag	1,049	1.43	2,619	1.27	1,121	1.49
Carrots	BABY PEELED	2 lb bag	537	2.50	74	1.99	734	2.49
Carrots	Baby Peeled Type Marked Small	12 oz bag	1,094	1.29				

Wtd Avg - Simple weighted average



Weekly Grocery Store Specialty Crops Feature Activity  
Friday, June 5, 2026 - Page 8

Commodity	Variety	Unit	THIS WEEK		LAST WEEK		LAST YEAR	
			Number of Ads	Wtd Avg Price	Number of Ads	Wtd Avg Price	Number of Ads	Wtd Avg Price
Cauliflower		each	621	3.37	171	4.13	586	3.14
Cauliflower		per lb	217	1.36	22	0.99	283	1.53
Celery		each	1,854	1.52	22	1.50	515	1.70
Chayote		each	403	1.15	31	0.50		
Chayote		per lb	29	0.99	101	1.90		
Cilantro		per bunch	831	0.61	823	0.71	833	0.63
Collards		per bunch	60	1.67	299	1.84	305	2.33
Collards		per lb	85	1.87	172	1.68	416	1.49
Corn-Sweet		each	5,148	0.52	4,878	0.53	4,626	0.46
Corn-Sweet		trays 4-5 ears film wrapped	4,765	3.86	4,223	4.14	3,534	3.59
Cucumbers		each	4,049	0.76	2,374	0.83	3,814	0.67
Cucumbers	LONG SEEDLESS - Greenhouse	each	1,664	1.37	2,358	1.19	1,460	1.28
Cucumbers	PERSIAN - Greenhouse	12-14 oz trays filmwrapped	25	2.99	119	2.77		
Cucumbers	PERSIAN - Greenhouse	16 oz bag	2,796	2.63	244	2.16		
Cucumbers	PERSIAN - Greenhouse	32 oz bag	183	5.00	183	5.00		
Cucumbers	PERSIAN - Greenhouse	5-6 ct trays filmwrapped	525	2.92	1,075	2.66		
Cucumbers	Pickles-Kirby Type	per lb	22	0.99	22	0.99		
Curly Parsley		per bunch	255	1.12	125	1.25		
Eggplant		per lb	561	1.40	211	1.62	679	1.60
Garlic		per sleeve	317	2.02	268	2.07	126	1.84
Jalapeno Peppers		per lb	360	0.91	435	1.46	993	1.06
Jicama		per lb	432	0.69	196	0.90		
Kale		per lb	85	1.87	172	1.68	416	1.49
Lettuce	Green Leaf	each	103	3.09	329	1.66	111	1.29
Lettuce	Green Leaf	per lb	255	1.37	65	2.49	272	1.99
Lettuce	Iceberg	each	117	1.31	1,258	1.41	1,350	1.49
Lettuce	Red Leaf	each	103	3.09	300	1.67	143	1.22
Lettuce	Red Leaf	per lb	255	1.37	65	2.49	272	1.99
Lettuce	Romaine	each	268	1.14	338	1.71	301	1.10
Lettuce	Romaine	per lb	249	2.12	65	2.49	434	1.99
Lettuce	Romaine (Hearts)	3 count	282	3.98	780	3.85	2,703	3.31
Mixed Mini Sweet Peppers		1 lb package	977	2.85	790	3.27	625	2.85
Mixed Mini Sweet Peppers		8 oz package	1,482	2.91				
Mushrooms	CREMINI	1 lb package	252	3.99				
Mushrooms	CREMINI	8 oz package	1,882	1.67	218	2.42	1,167	2.30
Mushrooms	PORTOBELLA	6 oz package	36	1.99	252	3.00	211	3.86
Mushrooms	WHITE	8 oz package	1,772	1.48	1,408	2.15	2,303	1.66
Mustard		per bunch	60	1.67	47	0.97		
Onions, Green		per bunch	1,021	0.81	646	0.78	699	0.75
Onions, Green	BULB TYPE	per bunch	188	0.79	47	0.50		
Peppers (Bell Type)	ASSORTED COLORS	3 count filmbag	344	4.52	1,841	3.85		
Peppers (Bell Type)	GREEN	each	3,193	0.74	2,304	1.00	3,453	0.74

Wtd Avg - Simple weighted average



Weekly Grocery Store Specialty Crops Feature Activity  
Friday, June 5, 2026 - Page 9

Commodity	Variety	Unit	THIS WEEK		LAST WEEK		LAST YEAR	
			Number of Ads	Wtd Avg Price	Number of Ads	Wtd Avg Price	Number of Ads	Wtd Avg Price
Peppers (Bell Type)	GREEN	per lb	447	1.78	207	1.91	568	1.49
Peppers (Bell Type)	ORANGE - Greenhouse	each	34	1.66	74	1.25		
Peppers (Bell Type)	ORANGE	each	1,103	1.27	1,971	1.39	1,844	1.43
Peppers (Bell Type)	ORANGE - Greenhouse	per lb	65	4.99	20	2.99		
Peppers (Bell Type)	ORANGE	per lb	306	3.44	196	3.24	508	2.46
Peppers (Bell Type)	RED - Greenhouse	each	34	1.66	74	1.25		
Peppers (Bell Type)	RED	each	1,350	1.29	2,066	1.45	2,149	1.46
Peppers (Bell Type)	RED - Greenhouse	per lb	65	4.99	20	2.99		
Peppers (Bell Type)	RED	per lb	369	3.30	303	3.15	841	2.07
Peppers (Bell Type)	YELLOW - Greenhouse	each	34	1.66	74	1.25		
Peppers (Bell Type)	YELLOW	each	1,103	1.27	1,971	1.39	1,918	1.42
Peppers (Bell Type)	YELLOW - Greenhouse	per lb	65	4.99	20	2.99		
Peppers (Bell Type)	YELLOW	per lb	306	3.44	196	3.24	508	2.46
Plain Parsley		per bunch	255	1.12	125	1.25		
Radishes		per bunch	509	1.18	95	0.95	140	0.92
Salad (Mixed Types)		1 lb package	199	2.88			129	2.50
Salad (Mixed Types)		10-12 oz package	1,543	3.57	2,402	2.76	2,159	2.89
Salad (Mixed Types)		24 oz. package	34	2.99				
Salad (Mixed Types)		5-9 oz package	1,746	3.36	2,986	2.87	2,204	2.93
Salad (Mixed Types)	Spring Mix	10-12 oz package	37	2.99	155	4.53		
Salad (Mixed Types)	Spring Mix	5-9 oz package	1,232	3.32	228	2.98		
Serrano Peppers		per lb	22	0.99	22	0.99	47	1.97
Spinach		per bunch	57	2.50	20	2.00	81	1.28
Spinach	FLAT TYPE	5-7 oz package	72	3.24	168	3.08	79	3.12
Spinach	FLAT TYPE	8-10 oz package	180	2.54	887	2.44	428	2.41
Squash	GREY	per lb	101	0.77	156	1.18	196	0.98
Squash	Yellow Crookneck/Straightneck	per lb	1,776	1.58	2,412	1.61	2,645	1.57
Squash	Zucchini	per lb	2,063	1.63	2,860	1.56	2,999	1.56
Sweet Potatoes		per lb	917	1.18	860	1.23	415	1.16
Tomatillos		per lb	521	0.81	280	0.76	420	0.84
Tomatoes		per lb	1,382	1.68	1,494	2.27	274	1.67
Tomatoes	Cherry Type	1 pint package	46	2.99	69	2.99		
Tomatoes	Cherry Type	10 oz package	370	3.42	132	2.74	601	2.49
Tomatoes	GRAPE TYPE	1 pint package	482	2.59	1,756	2.40	1,379	2.30
Tomatoes	GRAPE TYPE	10 oz package	2,249	3.01	4,970	2.53	2,549	2.06
Tomatoes	GRAPE TYPE	12 oz package	93	2.50	66	2.05		
Tomatoes	GRAPE TYPE	16 oz	79	4.85	27	3.99		
Tomatoes	Plum Type (Roma)	per lb	881	1.57	657	2.41	750	0.93
Tomatoes	VINE RIPES	per lb	271	1.97	35	2.49	806	1.62
Tomatoes	VINE RIPES - Greenhouse	per lb	522	2.05	524	2.05	631	1.80
Tomatoes	Vine Ripes - Heirloom Varieties - Greenhouse	per lb	188	4.99	173	3.49		
Tomatoes	VINE RIPES - ON THE VINE - Greenhouse	per lb	1,088	1.88	2,581	1.92	3,692	1.39

Wtd Avg - Simple weighted average



Commodity	Variety	Unit	THIS WEEK		LAST WEEK		LAST YEAR	
			Number of Ads	Wtd Avg Price	Number of Ads	Wtd Avg Price	Number of Ads	Wtd Avg Price
Turnip Tops		per bunch	60	1.67	47	0.97		

**Other Specialty Crop Items**

Commodity	Variety	Unit	THIS WEEK		LAST WEEK		LAST YEAR	
			Number of Ads	Wtd Avg Price	Number of Ads	Wtd Avg Price	Number of Ads	Wtd Avg Price
Hemp (Seed) Oil		12 oz	128	6.99				
Hemp Protein		16 oz	83	11.50	227	13.61		
Hemp Protein		32 oz	60	20.99				
Hemp Seeds Shelled		16 oz	60	18.99			363	13.18
Hemp Seeds Shelled		24 oz	60	15.99	60	15.99		
Hemp Seeds Shelled		8 oz	270	6.99	469	8.36	871	8.64
Honey		12 oz	677	5.46	311	5.68		
Honey		16 oz	560	8.71	136	7.01		

**Seasonal Items**

Commodity	Variety	Unit	THIS WEEK		LAST WEEK		LAST YEAR	
			Number of Ads	Wtd Avg Price	Number of Ads	Wtd Avg Price	Number of Ads	Wtd Avg Price
Ornamentals	Gladiolas	bunched 5s	70	7.99				
Ornamentals	Rose, Hybrid Tea	bunched 10s	188	9.99				
Ornamentals	Rose, Hybrid Tea	bunched 12s	450	11.82	279	15.28	400	14.24
Ornamentals	Tulips	bunched 10s	81	9.98	1,195	8.49		

Wtd Avg - Simple weighted average



### REGIONAL CONVENTIONAL DETAILS

Commodity	Variety	Unit	NORTHEAST U.S.				SOUTHEAST U.S.				MIDWEST U.S.			
			Price Range	Number of Ads	Wtd Avg Price	% Marked Local	Price Range	Number of Ads	Wtd Avg Price	% Marked Local	Price Range	Number of Ads	Wtd Avg Price	% Marked Local
<b>FRUIT</b>														
Apples	COSMIC CRISP	2 lb bag					4.99	366	4.99					
Apples	COSMIC CRISP	per lb	1.79	72	1.79		2.49	1561	2.49		1.49 - 2.49	171	1.87	
Apples	Envy	3 lb bag					4.99	463	4.99		4.99	708	4.99	
Apples	Envy	per lb									2.19	188	2.19	
Apples	Fuji	2 lb bag					3.29	38	3.29					
Apples	Fuji	3 lb bag					2.99	37	2.99		2.99	22	2.99	
Apples	Fuji	per lb	1.49	603	1.49						0.99 - 1.29	57	1.17	
Apples	Gala/Royal Gala	per lb									1.59	559	1.59	
Apples	Granny Smith	per lb	1.49 - 1.59	67	1.55						1.29	35	1.29	
Apples	Honeycrisp	3 lb bag	5.99	185	5.99									
Apples	Honeycrisp	per lb					2.49	366	2.49		1.49 - 2.99	498	2.56	
Apples	Jazz	per lb	2.49	65	2.49						2.19	188	2.19	
Apples	Pink Lady/Cripps Pink	per lb					2.49	366	2.49					
Apples	Red Delicious	3 lb bag					2.99 - 3.99	71	3.47		2.99	22	2.99	
Apples	Red Delicious	per lb	1.59	38	1.59									
Apples, Processed	Juice	128 oz (1 gallon)									4.94	25	4.94	
Apples, Processed	Juice	64 oz (1/2 gallon)	1.99 - 3.99	1030	2.68		2.50 - 3.00	519	2.91		1.79 - 3.99	1220	2.46	
Apples, Processed	Juice Marked Cider	128 oz (1 gallon)	6.99	183	6.99						4.94	25	4.94	
Apples, Processed	Juice Marked Cider	64 oz (1/2 gallon)	1.99 - 3.99	505	2.71						3.49 - 3.99	110	3.87	
Apricots		per lb									2.99 - 4.99	50	4.11	
Avocados	Hass	4 count mesh bags	3.00 - 4.49	411	4.03		3.50 - 4.77	452	3.74		4.77	67	4.77	
Avocados	Hass	5 count mesh bags	3.99	236	3.99		3.99	37	3.99					
Avocados	Hass	each	0.50 - 1.19	1044	0.89		0.69 - 1.25	535	1.01		0.89 - 1.00	57	0.93	
Avocados	Hass-Marked Large	each									1.67	199	1.67	
Avocados	Hass-Marked Small	5 count mesh bags									3.88	130	3.88	
Avocados	Various Greenskin Varieties	per lb					0.98	26	0.98					
Bananas		per lb	0.59 - 0.69	152	0.61						0.48 - 0.49	226	0.49	
Blackberries		1 pint (11-12 oz cntr w/ lid)					4.99	463	4.99					
Blackberries		5.6-6 oz package	2.00 - 5.00	1215	2.96		2.50 - 3.33	1963	3.26		1.25 - 3.50	815	2.27	
Blueberries		1 pint (11-12 oz cntr w/ lid)	1.99 - 5.00	2103	2.74		1.99 - 3.33	2130	2.38		1.99 - 6.99	2237	2.36	
Blueberries		18 oz package	3.79	86	3.79		3.79 - 3.99	553	3.96		3.99 - 6.49	769	5.39	
Blueberries		6 oz package	2.50 - 3.99	223	2.75		1.98 - 3.33	392	3.24		2.00	22	2.00	
Blueberries		9.8 oz package	6.99	20	6.99		4.99 - 6.99	580	5.39		3.99 - 5.99	826	4.34	
Cantaloupes		each	1.79 - 3.99	1342	2.42		1.79 - 4.00	3106	2.89		1.48 - 3.99	1583	2.37	
Cantaloupes		per lb									0.77	25	0.77	

Wtd Avg - Simple weighted average



Weekly Grocery Store Specialty Crops Feature Activity  
Friday, June 5, 2026 - Page 12

Commodity	Variety	Unit	NORTHEAST U.S.				SOUTHEAST U.S.				MIDWEST U.S.			
			Price Range	Number of Ads	Wtd Avg Price	% Marked Local	Price Range	Number of Ads	Wtd Avg Price	% Marked Local	Price Range	Number of Ads	Wtd Avg Price	% Marked Local
Cherries	Red Varieties	per lb	5.99	345	5.99		2.99 - 6.66	277	5.40		6.66	67	6.66	
Clementines		2 lb bag	4.99	237	4.99		4.99	37	4.99		4.99	103	4.99	
Clementines		3 lb bag	4.99	38	4.99						3.99	106	3.99	
Grapefruit	RED	per lb									1.99	106	1.99	
Grapes	Black Seedless	per lb	2.99	183	2.99		2.99	474	2.99		1.99 - 2.99	619	2.09	
Grapes	Red Globe Seeded Type	per lb					1.98	26	1.98					
Grapes	Red Seedless	2 lb container with lid	5.99	150	5.99									
Grapes	Red Seedless	per lb	1.49 - 3.49	1039	2.15		1.49 - 3.88	2884	2.48		1.49 - 3.99	2119	1.90	
Grapes	White Seedless Type	2 lb container with lid	5.99	150	5.99									
Grapes	White Seedless Type	per lb	1.99 - 3.49	953	2.74		1.99 - 3.88	1799	2.41		1.79 - 2.99	1163	2.35	
Honeydews		each	4.99 - 5.99	314	5.33		4.99	228	4.99		3.99	39	3.99	
Honeydews		per lb									0.77	25	0.77	
Kiwifruit	Hayward	1-lb containers with lids	4.99 - 6.99	351	5.49						3.49 - 4.99	78	4.24	
Kiwifruit	Hayward	2-lb containers with lids	6.99	190	6.99									
Kiwifruit	Hayward	each	0.50 - 0.59	62	0.56		0.50 - 0.80	262	0.54		0.99	20	0.99	
Kiwifruit	Yellow Flesh	1-lb containers with lids	5.95	29	5.95		4.99	74	4.99		3.99	188	3.99	
Lemons		2 lb bag	3.99	311	3.99						2.69 - 4.49	244	4.02	
Lemons		each	0.49 - 0.83	518	0.55		0.50 - 0.79	318	0.53		0.50	22	0.50	
Limes		2 pound bags	3.99	162	3.99						3.99 - 4.49	209	4.24	
Limes		each	0.39 - 1.00	632	0.47		0.79	37	0.79		0.20 - 0.50	210	0.23	
Mangoes	Round Varieties	each	0.99 - 1.25	566	1.07		0.78 - 1.25	227	0.86		0.99	22	0.99	
Mangoes	Round Varieties Marked Large	each					1.00	73	1.00					
Mangoes	Yellow Varieties	each	1.00 - 1.25	307	1.10		1.29 - 1.39	124	1.36		0.99 - 1.39	128	1.20	
Nectarines	Various White Flesh Varieties	2 lb bags	2.99	86	2.99									
Nectarines	Various White Flesh Varieties	per lb	2.99 - 4.99	173	3.95		2.99	1195	2.99		2.99 - 3.99	332	3.91	
Nectarines	Various Yellow Flesh Varieties	2 lb bags	2.99	86	2.99		2.99	90	2.99					
Nectarines	Various Yellow Flesh Varieties	per lb	1.99 - 3.49	993	2.81		2.99	1195	2.99		1.99 - 3.99	587	3.21	
Oranges	Navel	3 lb bag	3.99	185	3.99		3.99 - 4.99	107	4.67					
Oranges	Navel	4 lb bag	5.00	29	5.00		3.98 - 4.99	379	4.72		3.99 - 4.99	125	4.81	
Oranges	Navel	each	0.50 - 1.00	800	0.86		0.50 - 1.00	594	0.81					
Oranges	Navel	per lb					1.69	1195	1.69		0.99	22	0.99	
Oranges	Valencia	4 lb bag									5.00	559	5.00	
Oranges	Valencia	each	1.00	107	1.00									
Papaya	Maradol/Tainung Types	per lb	1.49	322	1.49		0.98 - 1.49	71	1.27		0.79 - 0.99	210	0.81	
Peaches	Various White Flesh Varieties	per lb	1.99 - 4.99	650	2.56		1.49 - 2.99	1323	2.95		2.99 - 3.99	392	3.92	
Peaches	Various Yellow Flesh Varieties	2 lb bags	3.49 - 5.00	368	4.24									
Peaches	Various Yellow Flesh Varieties	per lb	0.99 - 3.49	1941	2.35		0.99 - 2.99	3546	2.01		1.29 - 3.99	1755	2.21	
Pears	Bartlett	per lb	1.49 - 2.49	806	1.72		1.59 - 1.99	1229	1.98		1.49 - 2.18	305	1.94	
Pears	Bosc	per lb	0.99 - 1.99	301	1.64		0.99 - 1.59	262	1.07					

Wtd Avg - Simple weighted average



Weekly Grocery Store Specialty Crops Feature Activity  
Friday, June 5, 2026 - Page 13

Commodity	Variety	Unit	NORTHEAST U.S.				SOUTHEAST U.S.				MIDWEST U.S.			
			Price Range	Number of Ads	Wtd Avg Price	% Marked Local	Price Range	Number of Ads	Wtd Avg Price	% Marked Local	Price Range	Number of Ads	Wtd Avg Price	% Marked Local
Pears	D'Anjou	per lb	1.49 - 1.99	665	1.57		1.99	228	1.99					
Pears	RED TYPE	per lb	0.99	24	0.99		0.99	228	0.99					
Pineapples		each	1.99 - 5.99	580	3.58		1.99 - 4.00	1709	2.52		2.00 - 3.49	668	2.56	
Plantains		per lb					0.33	366	0.33		0.79	188	0.79	
Plums		per lb	2.99	24	2.99		2.99	1460	2.99		1.99 - 2.49	100	2.19	
Pomegranates		each	2.99	78	2.99									
Raspberries		1 pint (11-12 oz cntr w/ lid)					4.99	463	4.99		3.99	149	3.99	
Raspberries		6 oz package	2.00 - 5.00	1362	2.73		2.99 - 3.33	1754	3.32		2.00 - 3.99	585	2.88	
Strawberries		1 lb package	2.50 - 4.99	1466	3.40		1.50 - 3.99	2176	2.61		2.49 - 3.99	178	2.79	
Strawberries		2 lb package	7.59	131	7.59		3.99	463	3.99		3.99 - 6.99	1007	4.62	
Tangerines/Mandarins		2 lb bag	4.99	162	4.99		2.98	26	2.98					
Tangerines/Mandarins		3 lb bag	4.99 - 5.99	273	5.12		4.99	37	4.99		2.99 - 3.99	284	3.85	
Watermelons	Red Flesh Seeded Type	each	6.99	183	6.99						5.99 - 7.99	180	7.42	
Watermelons	Red Flesh Seedless Miniature	each	2.99 - 4.99	457	4.47		2.99 - 4.00	322	3.28		3.99	504	3.99	
Watermelons	Red Flesh Seedless Type	each	3.99 - 6.99	828	5.34		2.98 - 8.00	2958	5.47	15	3.99 - 6.99	552	4.53	
Watermelons	Red Flesh Seedless Type	per lb					0.59	40	0.59					

**POTATOES & ONIONS**

Onions, Dry	RED	2 lb bag	3.99	25	3.99						2.00	22	2.00
Onions, Dry	RED	per lb	0.99 - 1.49	312	1.18								
Onions, Dry	Red, Marked Sweet	3 lb bag	3.99	60	3.99								
Onions, Dry	WHITE	2 lb bag									2.00	22	2.00
Onions, Dry	YELLOW	2 lb bag					0.98 - 1.59	65	1.30		1.99	96	1.99
Onions, Dry	YELLOW	3 lb bag	2.50	76	2.50		1.99 - 3.00	1147	2.04		2.00 - 2.59	581	2.57
Onions, Dry	YELLOW	per lb	0.89 - 1.49	138	1.32		0.48 - 1.19	47	0.80		0.69	22	0.69
Onions, Dry	YELLOW MARKED SWEET	2 lb bag									2.99	130	2.99
Onions, Dry	YELLOW MARKED SWEET	3 lb bag	1.99 - 3.99	678	3.85		2.99 - 3.99	1266	3.96		2.99 - 3.99	59	3.62
Onions, Dry	YELLOW MARKED SWEET	5 lb bag					4.99	463	4.99		4.99	245	4.99
Onions, Dry	YELLOW MARKED SWEET	per lb	0.99 - 1.49	543	1.04		0.79 - 1.49	418	1.14		0.99 - 1.79	392	1.31
Potatoes	FINGERLING	24 oz bag	3.99	107	3.99								
Potatoes	MIXED COLORS	24 oz bag	1.99 - 3.99	193	3.10		3.99	65	3.99				
Potatoes	ROUND RED	24 oz bag	2.99 - 3.99	344	3.30		2.99	37	2.99		3.99	27	3.99
Potatoes	ROUND RED	3 lb bag					2.50	53	2.50		2.50 - 2.99	125	2.90
Potatoes	ROUND RED	5 lb bag									3.50	28	3.50
Potatoes	ROUND RED	per lb	1.29 - 1.99	85	1.83								
Potatoes	RUSSET	10 lb bag					2.48 - 3.98	61	3.32		3.49	35	3.49
Potatoes	RUSSET	4 lb bag					1.50 - 1.98	57	1.72				
Potatoes	RUSSET	5 lb bag	1.99 - 5.99	768	3.39		2.50 - 3.99	1338	3.84		2.50 - 2.99	258	2.88

Wtd Avg - Simple weighted average



Weekly Grocery Store Specialty Crops Feature Activity  
Friday, June 5, 2026 - Page 14

Commodity	Variety	Unit	NORTHEAST U.S.				SOUTHEAST U.S.				MIDWEST U.S.			
			Price Range	Number of Ads	Wtd Avg Price	% Marked Local	Price Range	Number of Ads	Wtd Avg Price	% Marked Local	Price Range	Number of Ads	Wtd Avg Price	% Marked Local
Potatoes	RUSSET	8 lb bag	2.28 - 5.99	199	2.73		2.99 - 5.99	505	4.34		2.99	422	2.99	
Potatoes	RUSSET	per lb	0.99 - 1.29	255	1.07						0.39	22	0.39	
Potatoes	YELLOW TYPE	24 oz bag	2.79 - 3.99	390	3.24		2.99 - 3.49	1232	3.47		3.99	27	3.99	
Potatoes	YELLOW TYPE	3 lb bag					2.50	53	2.50		2.50 - 2.99	125	2.90	
Potatoes	YELLOW TYPE	5 lb bag	2.50	76	2.50		1.99	1094	1.99		4.99	245	4.99	
Potatoes	YELLOW TYPE	per lb	1.29	20	1.29									
<b>VEGETABLES</b>														
Asparagus	GREEN	per lb	1.99 - 5.99	617	3.69		1.99 - 3.99	2689	3.03		1.99 - 3.99	1299	3.06	18
Beans	ROUND GREEN TYPE	12 oz bag					3.49	73	3.49		2.97	25	2.97	
Beans	ROUND GREEN TYPE	per lb	0.99	78	0.99		1.68	53	1.68		0.99 - 1.69	140	1.55	
Beets		per bunch					2.99	1195	2.99					
Beets		per lb	0.99	20	0.99		1.19	34	1.19					
Bok Choy	BABY BOK CHOY	per lb	3.99	74	3.99									
Broccoli		per bunch					2.99	1195	2.99		1.99 - 2.99	167	2.62	
Broccoli	CROWN CUT	per lb	1.49 - 2.50	812	2.06		1.49 - 2.54	1180	1.57		0.99 - 2.54	648	2.27	
Brussels Sprouts		1 lb bag	2.49	76	2.49		2.49 - 4.00	2406	2.81					
Brussels Sprouts		12 oz bag									2.97	25	2.97	
Brussels Sprouts		per lb	4.00	20	4.00									
Cabbage	ROUND GREEN TYPE	per lb	0.59 - 0.99	320	0.70		0.39 - 0.79	1357	0.60		0.39 - 0.49	210	0.48	
Carrots		1 lb bag	1.50	74	1.50		1.19 - 1.50	71	1.35					
Carrots		per bunch	2.50	37	2.50									
Carrots		per lb	0.99	20	0.99		0.50	31	0.50					
Carrots	BABY PEELED	1 lb bag	1.67 - 2.00	126	1.93		1.50 - 1.67	262	1.65		1.29	324	1.29	
Carrots	BABY PEELED	2 lb bag	1.99	237	1.99		1.99	37	1.99		2.99 - 3.49	221	3.04	
Carrots	Baby Peeled Type Marked Small	12 oz bag					1.29	1094	1.29					
Cauliflower		each	2.50 - 3.99	191	3.76						1.99	61	1.99	
Cauliflower		per lb									0.99 - 1.69	118	1.56	
Celery		each	1.29 - 1.99	289	1.68		1.29	1094	1.29		1.99	383	1.99	
Chayote		each	1.00 - 1.29	342	1.27									
Chayote		per lb	0.99	29	0.99									
Cilantro		per bunch	0.79	144	0.79						0.79	188	0.79	
Collards		per lb	1.49 - 1.99	85	1.87	76								
Corn-Sweet		each	0.34 - 0.80	686	0.54		0.34 - 0.60	2391	0.53		0.25 - 0.75	1128	0.51	
Corn-Sweet		trays 4-5 ears film wrapped	2.79 - 5.99	1127	4.42		2.69 - 3.99	1841	3.14		3.99 - 4.49	706	4.00	
Cucumbers		each	0.59 - 0.99	764	0.70		0.49 - 0.79	1910	0.65		0.69 - 0.99	405	0.71	
Cucumbers	LONG SEEDLESS - Greenhouse	each	0.79 - 1.99	734	1.33		0.79 - 1.67	318	1.42		1.00 - 1.50	142	1.10	
Cucumbers	PERSIAN - Greenhouse	12-14 oz trays filmwrapped	2.99	25	2.99									
Cucumbers	PERSIAN - Greenhouse	16 oz bag	2.99	36	2.99		1.69 - 3.50	1214	2.38		2.50 - 3.50	494	3.22	
Cucumbers	PERSIAN - Greenhouse	32 oz bag	5.00	183	5.00									

Wtd Avg - Simple weighted average



Weekly Grocery Store Specialty Crops Feature Activity  
Friday, June 5, 2026 - Page 15

Commodity	Variety	Unit	NORTHEAST U.S.				SOUTHEAST U.S.				MIDWEST U.S.			
			Price Range	Number of Ads	Wtd Avg Price	% Marked Local	Price Range	Number of Ads	Wtd Avg Price	% Marked Local	Price Range	Number of Ads	Wtd Avg Price	% Marked Local
Cucumbers	PERSIAN - Greenhouse	5-6 ct trays filmwrapped	2.99 - 3.00	340	2.99						1.69 - 3.50	158	2.96	
Cucumbers	Pickles-Kirby Type	per lb									0.99	22	0.99	
Curly Parsley		per bunch	0.99 - 1.49	255	1.12	100								
Eggplant		per lb	0.99 - 1.49	484	1.39		1.49	77	1.49					
Garlic		per sleeve	1.67 - 2.99	94	2.58									
Jalapeno Peppers		per lb									0.79 - 0.99	210	0.81	
Jicama		per lb									0.49	188	0.49	
Kale		per lb	1.49 - 1.99	85	1.87	76								
Lettuce	Green Leaf	per lb	0.99 - 2.49	255	1.37	100								
Lettuce	Iceberg	each					1.78	34	1.78		1.49	22	1.49	
Lettuce	Red Leaf	per lb	0.99 - 2.49	255	1.37	100								
Lettuce	Romaine	each	0.99 - 1.50	268	1.14	70								
Lettuce	Romaine	per lb	1.99 - 2.49	249	2.12	26								
Lettuce	Romaine (Hearts)	3 count					3.98	187	3.98					
Mixed Mini Sweet Peppers		1 lb package	3.00	150	3.00						2.99 - 3.88	392	3.55	
Mixed Mini Sweet Peppers		8 oz package	2.29 - 2.99	287	2.57		2.99	1195	2.99					
Mushrooms	CREMINI	1 lb package	3.99	24	3.99		3.99	228	3.99					
Mushrooms	CREMINI	8 oz package	1.29 - 2.50	873	1.75		1.29	751	1.29		2.50	258	2.50	
Mushrooms	PORTOBELLA	6 oz package	1.99	36	1.99									
Mushrooms	WHITE	8 oz package	2.00 - 2.50	66	2.35						1.29 - 2.49	1100	1.42	
Onions, Green		per bunch	0.40 - 1.49	517	0.98	12								
Onions, Green	BULB TYPE	per bunch									0.79	188	0.79	
Peppers (Bell Type)	ASSORTED COLORS	3 count filmbag	5.00	183	5.00						3.99	35	3.99	
Peppers (Bell Type)	GREEN	each	0.59 - 1.00	710	0.87		0.50 - 0.88	1884	0.66		0.69 - 1.25	482	0.77	
Peppers (Bell Type)	GREEN	per lb	0.99 - 1.99	416	1.82		1.28	31	1.28					
Peppers (Bell Type)	ORANGE	each	1.67	183	1.67						1.25 - 1.67	196	1.54	
Peppers (Bell Type)	ORANGE - Greenhouse	per lb	4.99	65	4.99									
Peppers (Bell Type)	ORANGE	per lb	1.99 - 3.99	192	3.42						3.49	114	3.49	
Peppers (Bell Type)	RED	each	1.67	183	1.67						1.25 - 1.67	196	1.54	
Peppers (Bell Type)	RED - Greenhouse	per lb	4.99	65	4.99									
Peppers (Bell Type)	RED	per lb	1.99 - 3.99	255	3.21						3.49	114	3.49	
Peppers (Bell Type)	YELLOW	each	1.67	183	1.67						1.25 - 1.67	196	1.54	
Peppers (Bell Type)	YELLOW - Greenhouse	per lb	4.99	65	4.99									
Peppers (Bell Type)	YELLOW	per lb	1.99 - 3.99	192	3.42						3.49	114	3.49	
Plain Parsley		per bunch	0.99 - 1.49	255	1.12	100								
Radishes		per bunch	1.50	268	1.50	70								
Salad (Mixed Types)		1 lb package									2.88	199	2.88	

Wtd Avg - Simple weighted average



Weekly Grocery Store Specialty Crops Feature Activity  
Friday, June 5, 2026 - Page 16

Commodity	Variety	Unit	NORTHEAST U.S.				SOUTHEAST U.S.				MIDWEST U.S.			
			Price Range	Number of Ads	Wtd Avg Price	% Marked Local	Price Range	Number of Ads	Wtd Avg Price	% Marked Local	Price Range	Number of Ads	Wtd Avg Price	% Marked Local
Salad (Mixed Types)		10-12 oz package	2.50 - 5.00	469	4.09		5.00	37	5.00		2.88 - 4.00	387	3.42	
Salad (Mixed Types)		24 oz. package					2.99	34	2.99					
Salad (Mixed Types)		5-9 oz package	2.50 - 6.49	325	3.87		3.33	1195	3.33		2.88	199	2.88	
Salad (Mixed Types)	Spring Mix	10-12 oz package					2.99	37	2.99					
Salad (Mixed Types)	Spring Mix	5-9 oz package					2.99 - 3.33	1232	3.32					
Serrano Peppers		per lb									0.99	22	0.99	
Spinach		per bunch	2.50	57	2.50									
Spinach	FLAT TYPE	5-7 oz package	3.50	35	3.50		2.99	37	2.99					
Spinach	FLAT TYPE	8-10 oz package	2.50	97	2.50		2.99	37	2.99					
Squash	Yellow Crookneck/Straightneck	per lb	0.79 - 1.99	1040	1.58		1.49 - 2.29	120	1.86		1.49	559	1.49	
Squash	Zucchini	per lb	0.79 - 2.49	1198	1.67		1.49 - 2.29	120	1.86		1.49	559	1.49	
Sweet Potatoes		per lb	0.99 - 1.99	285	1.23		0.98 - 1.29	419	1.25		0.99	106	0.99	
Tomatillos		per lb									0.49 - 0.69	210	0.51	
Tomatoes		per lb					1.28 - 1.69	1226	1.68		1.69 - 2.49	45	2.10	
Tomatoes	Cherry Type	1 pint package	2.99	46	2.99									
Tomatoes	Cherry Type	10 oz package									2.99	60	2.99	
Tomatoes	GRAPE TYPE	1 pint package	2.50 - 2.99	454	2.59						2.50	28	2.50	
Tomatoes	GRAPE TYPE	10 oz package	2.50	107	2.50		3.00 - 3.50	528	3.44		2.29 - 3.50	606	2.36	
Tomatoes	Plum Type (Roma)	per lb									0.99 - 2.49	227	1.25	
Tomatoes	VINE RIPES - Greenhouse	per lb	1.99 - 2.00	49	2.00		1.88 - 2.49	473	2.05					
Tomatoes	VINE RIPES	per lb	1.49	38	1.49		1.29 - 1.68	103	1.50		2.48	130	2.48	
Tomatoes	Vine Ripes - Heirloom Varieties - Greenhouse	per lb									4.99	188	4.99	
Tomatoes	VINE RIPES - ON THE VINE - Greenhouse	per lb	1.49 - 1.99	322	1.83		1.49 - 1.69	318	1.63		1.69 - 2.49	391	2.10	
<b>OTHER SPECIALTY CROP ITEMS</b>														
Hemp (Seed) Oil		12 oz									6.99	13	6.99	
Hemp Protein		16 oz									11.89	60	11.89	
Hemp Protein		32 oz									20.99	60	20.99	
Hemp Seeds Shelled		16 oz									18.99	60	18.99	
Hemp Seeds Shelled		24 oz									15.99	60	15.99	
Hemp Seeds Shelled		8 oz									6.39 - 7.99	73	7.71	
Honey		12 oz	3.00 - 7.19	186	4.17		7.19	94	7.19		3.79	96	3.79	
Honey		16 oz	8.79 - 9.99	36	9.39	50	8.79 - 9.99	188	9.39		6.69	96	6.69	
<b>SEASONAL ITEMS</b>														
Ornamentals	Rose, Hybrid Tea	bunched 10s									9.99	188	9.99	
Ornamentals	Rose, Hybrid Tea	bunched 12s	9.99 - 12.99	323	12.19		9.99 - 12.99	127	10.86					

Wtd Avg - Simple weighted average



Commodity	Variety	Unit	SOUTH CENTRAL U.S.				SOUTHWEST U.S.				NORTHWEST U.S.				
			Price Range	Number of Ads	Wtd Avg Price	% Marked Local	Price Range	Number of Ads	Wtd Avg Price	% Marked Local	Price Range	Number of Ads	Wtd Avg Price	% Marked Local	
<b>FRUIT</b>															
Apples	Ambrosia	per lb										1.49	23	1.49	
Apples	COSMIC CRISP	per lb	1.99	95	1.99		1.99	23	1.99			1.49	23	1.49	
Apples	Envy	3 lb bag	4.99	473	4.99							4.99	61	4.99	100
Apples	Fuji	per lb					1.99	476	1.99			1.49 - 1.99	415	1.86	
Apples	Gala/Royal Gala	per lb					0.79	115	0.79						
Apples	Granny Smith	per lb	1.99	95	1.99		0.99	103	0.99						
Apples	Honeycrisp	per lb	1.79 - 2.58	160	2.02		1.49 - 2.99	646	2.40						
Apples	Pink Lady/Cripps Pink	per lb	0.99	65	0.99		0.99 - 1.99	175	1.69			1.49	23	1.49	
Apples, Processed	Juice	64 oz (1/2 gallon)	1.99 - 3.99	435	2.94		1.88 - 3.99	249	2.71			3.99 - 4.99	181	4.11	67
Apples, Processed	Juice	96 oz (3/4 gallon)										3.49	23	3.49	
Apricots		per lb	2.99	95	2.99		4.99	26	4.99	100		4.00	36	4.00	
Avocados	Hass	4 count mesh bags	4.77	75	4.77		4.77	109	4.77			4.77	22	4.77	
Avocados	Hass	5 count mesh bags					3.48	73	3.48						
Avocados	Hass	each	0.75 - 1.67	507	1.26		1.67	354	1.67			1.00 - 1.25	97	1.16	
Avocados	Hass-Marked Extra Large	5 count mesh bags	4.99	70	4.99							4.99	123	4.99	
Avocados	Hass-Marked Extra Large	each					1.66 - 2.00	68	1.87	38					
Avocados	Hass-Marked Large	each	0.99 - 2.50	98	1.51		2.00	42	2.00						
Avocados	Hass-Marked Medium	each					0.99 - 1.50	536	1.13			1.50	22	1.50	
Avocados	Hass-Marked Small	each	0.49	65	0.49		0.50	256	0.50						
Bananas		per lb					0.69	103	0.69			0.69	61	0.69	
Blackberries		1 pint (11-12 oz cntr w/ lid)	3.00 - 4.99	171	3.27		4.99	103	4.99						
Blackberries		5.6-6 oz package	1.98 - 2.50	389	2.28		2.00 - 3.99	535	3.55			1.99 - 3.00	107	2.68	
Blueberries		1 pint (11-12 oz cntr w/ lid)	1.99 - 5.99	1389	3.51		1.99 - 3.99	435	3.40			5.99	184	5.99	
Blueberries		18 oz package	4.99 - 5.99	348	5.19		3.99 - 6.99	852	4.84	22		3.99 - 5.00	389	4.94	
Blueberries		6 oz package	2.50	31	2.50		3.50 - 3.99	539	3.64			3.95	22	3.95	
Cantaloupes		each	1.79 - 2.99	1044	2.48	9	3.00 - 3.99	192	3.89	89		1.99	110	1.99	
Cantaloupes		per lb					0.33 - 0.50	245	0.41			0.59 - 0.79	84	0.74	
Cherries	Red Varieties	per lb	3.99 - 6.66	355	4.55		6.66 - 7.99	135	6.92			5.49 - 6.66	44	6.08	
Clementines		3 lb bag					4.99	94	4.99						
Grapes	Black Seedless	per lb	1.99 - 2.99	402	2.23		1.69 - 2.97	371	2.26			1.99	61	1.99	
Grapes	Red Globe Seeded Type	per lb	1.99	21	1.99										
Grapes	Red Seedless	2 lb container with lid	6.99	70	6.99										
Grapes	Red Seedless	per lb	1.45 - 2.99	1260	1.99		1.49 - 3.99	960	2.50			1.67 - 2.98	447	1.95	
Grapes	White Seedless Type	2 lb container with lid	6.99	70	6.99										
Grapes	White Seedless Type	per lb	1.69 - 2.99	895	2.41		1.49 - 3.99	1088	2.45			1.67 - 2.98	447	1.95	

Wtd Avg - Simple weighted average



Weekly Grocery Store Specialty Crops Feature Activity  
Friday, June 5, 2026 - Page 18

Commodity	Variety	Unit	SOUTH CENTRAL U.S.				SOUTHWEST U.S.				NORTHWEST U.S.			
			Price Range	Number of Ads	Wtd Avg Price	% Marked Local	Price Range	Number of Ads	Wtd Avg Price	% Marked Local	Price Range	Number of Ads	Wtd Avg Price	% Marked Local
Honeydews		each	2.50	126	2.50		3.85	20	3.85					
Honeydews		per lb	0.79 - 0.99	177	0.87		0.49 - 0.50	65	0.50		0.59	23	0.59	
Kiwifruit	Hayward	1-lb containers with lids	3.49	61	3.49		4.99	42	4.99					
Kiwifruit	Yellow Flesh	1-lb containers with lids	3.99	95	3.99		5.99	122	5.99					
Lemons		each	0.50 - 1.00	83	0.64		0.50 - 0.99	500	0.85		0.99	305	0.99	
Lemons		per lb					1.19	46	1.19					
Limes		each	0.16 - 0.64	148	0.30		0.50	146	0.50		0.50 - 1.00	58	0.81	
Mangoes	Round Varieties	each	0.48 - 0.97	272	0.82		0.99 - 1.25	583	1.01		0.78 - 1.25	476	1.15	
Mangoes	Round Varieties Marked Large	each					0.67 - 1.50	906	1.29					
Mangoes	Yellow Varieties	each	0.50	30	0.50		0.33 - 1.39	155	1.08		1.00 - 1.39	58	1.15	
Nectarines	Various White Flesh Varieties	per lb	3.49 - 3.99	137	3.64		1.79 - 2.99	138	2.62		2.99	23	2.99	
Nectarines	Various Yellow Flesh Varieties	per lb	1.67 - 3.99	790	2.09		1.39 - 3.99	748	2.22	29	2.99 - 3.00	230	2.99	
Oranges	Navel	4 lb bag	2.77	47	2.77		4.99	53	4.99					
Oranges	Navel	per lb	0.89 - 0.99	180	0.97		0.50 - 1.69	645	1.28		1.49 - 1.69	415	1.64	
Oranges	Valencia	per lb					0.99	46	0.99					
Papaya	Maradol/Tainung Types	per lb					0.79 - 1.19	548	0.99					
Peaches	Various White Flesh Varieties	per lb	2.99 - 3.99	255	3.34		1.79 - 3.99	702	3.13	49	2.99	27	2.99	
Peaches	Various Yellow Flesh Varieties	per lb	1.67 - 3.99	932	2.34		1.39 - 3.99	1018	2.63	57	2.99	175	2.99	
Pears	Bartlett	per lb	2.18	42	2.18									
Pears	Bosc	each	0.49	65	0.49									
Pears	D'Anjou	each	0.49	65	0.49									
Pineapples		each	1.99 - 3.49	623	2.98		3.29 - 5.99	317	3.93					
Pineapples		per lb					0.69 - 0.99	139	0.83		0.79	23	0.79	
Plantains		per lb					0.99	42	0.99					
Plums		per lb	1.99 - 3.49	496	2.78		2.99	272	2.99	29	2.00	36	2.00	
Raspberries		1 pint (11-12 oz cntn w/ lid)	3.00 - 5.99	358	5.00									
Raspberries		6 oz package	2.50 - 3.33	341	2.80		2.00 - 3.99	722	3.66		2.50 - 3.00	168	2.86	
Strawberries		1 lb package	1.77 - 3.49	915	2.44		2.50 - 3.99	983	3.19		2.50 - 2.98	104	2.87	
Strawberries		2 lb package	3.99 - 6.99	291	4.71		3.49 - 4.99	338	4.12		4.99 - 6.99	489	5.24	
Tangerines/Mandarins		3 lb bag					4.99	21	4.99					
Watermelons	Red Flesh Seeded Type	per lb					0.50	55	0.50					
Watermelons	Red Flesh Seedless Miniature	each	2.50 - 2.99	165	2.71	57	2.00 - 5.99	145	4.08	45	1.99 - 3.00	146	2.24	
Watermelons	Red Flesh Seedless Type	each	2.99 - 7.99	775	5.29	12	4.99 - 5.00	374	5.00	21				
Watermelons	Red Flesh Seedless Type	per lb					0.25 - 0.57	339	0.40	19	0.49 - 0.59	84	0.52	
<b>POTATOES &amp; ONIONS</b>														
Onions, Dry	RED	2 lb bag	3.49	27	3.49									
Onions, Dry	Red, Marked Sweet	2 lb bag	2.98	117	2.98									
Onions, Dry	Red, Marked Sweet	per lb	1.48	23	1.48									

Wtd Avg - Simple weighted average



Weekly Grocery Store Specialty Crops Feature Activity  
Friday, June 5, 2026 - Page 19

Commodity	Variety	Unit	SOUTH CENTRAL U.S.				SOUTHWEST U.S.				NORTHWEST U.S.			
			Price Range	Number of Ads	Wtd Avg Price	% Marked Local	Price Range	Number of Ads	Wtd Avg Price	% Marked Local	Price Range	Number of Ads	Wtd Avg Price	% Marked Local
Onions, Dry	WHITE	per lb	0.48	65	0.48		0.50 - 0.69	353	0.64					
Onions, Dry	YELLOW	3 lb bag	1.97	47	1.97		2.88	146	2.88					
Onions, Dry	YELLOW	per lb	0.59 - 1.49	185	0.84		0.99	169	0.99					
Onions, Dry	YELLOW MARKED SWEET	3 lb bag	3.49	27	3.49									
Onions, Dry	YELLOW MARKED SWEET	per lb	0.99 - 1.49	652	1.13		1.49	23	1.49		1.49 - 2.79	45	2.13	
Potatoes	MIXED COLORS	24 oz bag	3.99	21	3.99									
Potatoes	MIXED COLORS	3 lb bag	3.48 - 3.49	57	3.48									
Potatoes	ROUND RED	3 lb bag	3.48 - 3.49	57	3.48									
Potatoes	ROUND RED	5 lb bag	3.99	60	3.99					2.98	81	2.98		
Potatoes	ROUND RED	per lb					0.79 - 0.99	143	0.93		0.79	61	0.79 100	
Potatoes	ROUND WHITE	per lb					0.99	97	0.99					
Potatoes	RUSSET	10 lb bag	2.99 - 3.99	257	3.59		1.99 - 2.99	156	2.43					
Potatoes	RUSSET	5 lb bag	1.69 - 2.99	466	2.42		3.99	146	3.99		1.50	23	1.50	
Potatoes	RUSSET	8 lb bag	3.99	23	3.99									
Potatoes	RUSSET	per lb	0.48 - 0.77	220	0.69					0.99	22	0.99		
Potatoes	YELLOW TYPE	24 oz bag	3.99	21	3.99									
Potatoes	YELLOW TYPE	3 lb bag	3.48 - 3.49	57	3.48									
Potatoes	YELLOW TYPE	5 lb bag	3.99	60	3.99					2.98	81	2.98		
Potatoes	YELLOW TYPE	per lb					0.79	46	0.79					
<b>VEGETABLES</b>														
Asparagus	GREEN	per lb	1.99 - 3.99	453	2.55		1.99 - 3.99	437	2.54		2.99	184	2.99	
Beans	ROUND GREEN TYPE	per lb	1.99 - 2.48	118	2.09						2.48	81	2.48	
Beets		per lb					0.99	42	0.99					
Broccoli		per bunch	2.99	163	2.99									
Broccoli		per lb					1.29	46	1.29		2.99	305	2.99	
Broccoli	CROWN CUT	per lb	2.54	75	2.54		0.69 - 2.99	577	2.48		2.54	22	2.54	
Brussels Sprouts		per lb									3.49	22	3.49	
Cabbage	ROUND GREEN TYPE	per lb	0.49 - 0.79	143	0.58		0.50	46	0.50					
Cactus Leaf (Nopales)		1-1.5 lb bags					2.97	61	2.97					
Cactus Leaf (Nopales)		per lb	0.89	30	0.89									
Carrots		per lb	0.79	30	0.79									
Carrots	BABY PEELED	1 lb bag	0.99 - 1.39	317	1.18		1.67	20	1.67					
Carrots	BABY PEELED	2 lb bag	2.99	42	2.99									
Cauliflower		each	2.99 - 3.00	223	2.99		3.99	146	3.99	100				
Cauliflower		per lb					0.99 - 1.29	99	1.13					
Celery		each					1.88	66	1.88	100	1.49	22	1.49	
Chayote		each					0.49	61	0.49					
Cilantro		per bunch	0.33 - 0.44	112	0.38		0.33 - 0.75	387	0.53					
Collards		per bunch	1.67	60	1.67									
Corn-Sweet		each	0.33 - 0.66	99	0.44		0.40 - 0.75	539	0.60	59	0.34	305	0.34	
Corn-Sweet		trays 4-5 ears film wrapped	2.98 - 4.99	578	3.98		3.99 - 5.00	452	4.90		4.99	61	4.99	

Wtd Avg - Simple weighted average



Weekly Grocery Store Specialty Crops Feature Activity  
Friday, June 5, 2026 - Page 20

Commodity	Variety	Unit	SOUTH CENTRAL U.S.				SOUTHWEST U.S.				NORTHWEST U.S.			
			Price Range	Number of Ads	Wtd Avg Price	% Marked Local	Price Range	Number of Ads	Wtd Avg Price	% Marked Local	Price Range	Number of Ads	Wtd Avg Price	% Marked Local
Cucumbers		each	0.50 - 0.99	169	0.58		0.33 - 1.25	473	1.12		0.79 - 1.25	328	1.22	
Cucumbers	LONG SEEDLESS - Greenhouse	each	0.99 - 1.99	450	1.49		1.25	20	1.25					
Cucumbers	PERSIAN - Greenhouse	16 oz bag	1.37 - 3.50	713	2.38		1.50 - 3.49	278	3.10		3.50	61	3.50	
Cucumbers	PERSIAN - Greenhouse	5-6 ct trays filmwrapped	1.69	27	1.69									
Garlic		per sleeve	1.99	65	1.99		1.49 - 2.00	158	1.69					
Jalapeno Peppers		per lb	0.99 - 1.29	95	1.08		0.99	55	0.99					
Jicama		per lb	0.79 - 0.89	95	0.82		0.69 - 0.99	149	0.87					
Lettuce	Green Leaf	each									2.98 - 3.49	103	3.09	
Lettuce	Iceberg	each					0.99	61	0.99					
Lettuce	Red Leaf	each									2.98 - 3.49	103	3.09	
Lettuce	Romaine (Hearts)	3 count	3.99	95	3.99									
Mixed Mini Sweet Peppers		1 lb package					1.99	285	1.99		2.49	150	2.49	
Mushrooms	WHITE	8 oz package	1.29 - 2.29	478	1.53		1.29	128	1.29					
Mustard		per bunch	1.67	60	1.67									
Onions, Green		per bunch	0.50 - 0.68	156	0.65		0.33 - 0.75	326	0.57		1.29	22	1.29	
Peppers (Bell Type)	ASSORTED COLORS	3 count filmbag	3.98	126	3.98									
Peppers (Bell Type)	GREEN	each	1.00	117	1.00									
Peppers (Bell Type)	ORANGE - Greenhouse	each	1.66	34	1.66									
Peppers (Bell Type)	ORANGE	each	0.99 - 1.25	262	1.16		0.99 - 1.50	439	1.03		1.50	23	1.50	
Peppers (Bell Type)	RED - Greenhouse	each	1.66	34	1.66									
Peppers (Bell Type)	RED	each	0.99 - 1.49	509	1.26		0.99 - 1.50	439	1.03		1.50	23	1.50	
Peppers (Bell Type)	YELLOW - Greenhouse	each	1.66	34	1.66									
Peppers (Bell Type)	YELLOW	each	0.99 - 1.25	262	1.16		0.99 - 1.50	439	1.03		1.50	23	1.50	
Radishes		per bunch	1.69	30	1.69		0.50 - 0.75	211	0.70					
Salad (Mixed Types)		10-12 oz package	1.77 - 2.50	199	2.15		3.99	390	3.99		1.50	61	1.50	
Salad (Mixed Types)		5-9 oz package	1.99	27	1.99									
Spinach	FLAT TYPE	8-10 oz package	2.00	23	2.00						2.50	23	2.50	
Squash	GREY	per lb					0.50 - 0.99	101	0.77					
Squash	Yellow Crookneck/Straightneck	per lb	1.79 - 1.88	57	1.84									
Squash	Zucchini	per lb	1.79 - 1.88	57	1.84		0.50	46	0.50		1.99 - 2.99	83	2.26	
Sweet Potatoes		per lb	0.99	107	0.99									
Tomatillos		per lb	0.79 - 1.27	142	0.97		0.49 - 1.79	169	1.06					
Tomatoes		per lb	1.29	65	1.29		1.49	23	1.49		1.89	23	1.89	
Tomatoes	Cherry Type	10 oz package					3.50	187	3.50		3.50	123	3.50	
Tomatoes	GRAPE TYPE	10 oz package	1.99 - 3.50	717	3.10		3.50	187	3.50		2.50 - 3.98	104	3.65	
Tomatoes	GRAPE TYPE	12 oz package					2.50	93	2.50					
Tomatoes	GRAPE TYPE	16 oz	4.59 - 4.99	79	4.85									

Wtd Avg - Simple weighted average



Commodity	Variety	Unit	SOUTH CENTRAL U.S.				SOUTHWEST U.S.				NORTHWEST U.S.			
			Price Range	Number of Ads	Wtd Avg Price	% Marked Local	Price Range	Number of Ads	Wtd Avg Price	% Marked Local	Price Range	Number of Ads	Wtd Avg Price	% Marked Local
Tomatoes	Plum Type (Roma)	per lb					1.25 - 2.99	468	1.80		1.25 - 2.00	186	1.40	
Tomatoes	VINE RIPES - ON THE VINE - Greenhouse	per lb	1.88 - 1.99	57	1.95									
Turnip Tops		per bunch	1.67	60	1.67									
<b>OTHER SPECIALTY CROP ITEMS</b>														
Hemp (Seed) Oil		12 oz	6.99	92	6.99		6.99	23	6.99					
Hemp Protein		16 oz					10.49	23	10.49					
Hemp Seeds Shelled		8 oz	6.39 - 7.49	125	6.68		6.39 - 7.69	46	7.04		6.39	26	6.39	
Honey		12 oz	7.19	118	7.19		4.99 - 5.98	183	5.65					
Honey		16 oz	8.79	118	8.79		8.99	122	8.99					
<b>SEASONAL ITEMS</b>														
Ornamentals	Gladiolas	bunched 5s	7.99	70	7.99									
Ornamentals	Tulips	bunched 10s									9.98	81	9.98	

Wtd Avg - Simple weighted average



Commodity	Variety	Unit	ALASKA U.S.				HAWAII U.S.			
			Price Range	Number of Ads	Wtd Avg Price	% Marked Local	Price Range	Number of Ads	Wtd Avg Price	% Marked Local
<b>FRUIT</b>										
Apples	Envy	per lb					2.49	23	2.49	
Apples	Fuji	3 lb bag					5.99	7	5.99	
Apples	Fuji	per lb					1.99	2	1.99	
Apples	Honeycrisp	per lb	2.99	37	2.99					
Apples	Pink Lady/Cripps Pink	per lb					1.89	7	1.89	
Avocados	Hass	4 count mesh bags					6.67	4	6.67	
Avocados	Hass	each	1.98	3	1.98					
Avocados	Hass-Marked Extra Large	each	3.49	37	3.49					
Avocados	Hass-Marked Medium	each	1.49	11	1.49					
Bananas		per lb					1.29	3	1.29	
Blackberries		5.6-6 oz package	2.99 - 3.88	14	3.18					
Blueberries		6 oz package	2.68 - 3.00	5	2.81					
Cantaloupes		each	4.99	11	4.99					
Cantaloupes		per lb	1.28	3	1.28					
Cherries	Red Varieties	per lb					9.32	4	9.32	
Grapes	Black Seedless	per lb	1.99	11	1.99					
Grapes	Red Seedless	per lb	1.99 - 3.49	13	2.22		3.49 - 4.99	67	4.06	
Grapes	White Seedless Type	per lb	1.99 - 3.49	13	2.22		3.49 - 3.99	27	3.92	
Honeydews		each	4.99	11	4.99					
Honeydews		per lb	1.29	2	1.29		1.29	26	1.29	
Kiwifruit	Hayward	each	1.09	2	1.09					
Kiwifruit	Yellow Flesh	1-lb containers with lids					4.99 - 5.49	27	5.42	
Lemons		2 lb bag					3.99	3	3.99	
Mangoes	Yellow Varieties	each					1.49 - 1.95	6	1.80	
Nectarines	Various White Flesh Varieties	per lb					2.99 - 4.99	62	4.68	
Nectarines	Various Yellow Flesh Varieties	per lb					4.99	33	4.99	
Oranges	Blood Orange	3 lb bag					5.49	23	5.49	
Oranges	Navel	4 lb bag					6.49	3	6.49	
Oranges	Navel	5 lb bag	7.99	2	7.99					
Oranges	Navel	per lb					1.89	7	1.89	
Peaches	Various Yellow Flesh Varieties	per lb	5.49	9	5.49					
Pears	Bartlett	per lb	2.29	2	2.29					
Pears	Bosc	per lb	2.29	2	2.29					
Pears	D'Anjou	per lb					1.99	7	1.99	
Plums		per lb	4.49 - 5.49	46	5.29					
Raspberries		6 oz package	2.99 - 3.88	14	3.18					
Strawberries		1 lb package	2.99 - 4.29	13	3.19		4.99 - 5.49	27	5.42	
Strawberries		2 lb package	4.99	11	4.99					
Tangerines/Mandarins		3 lb bag					6.99	2	6.99	

Wtd Avg - Simple weighted average



Commodity	Variety	Unit	ALASKA U.S.				HAWAII U.S.			
			Price Range	Number of Ads	Wtd Avg Price	% Marked Local	Price Range	Number of Ads	Wtd Avg Price	% Marked Local
Watermelons	Red Flesh Seeded Type	each	8.99	9	8.99					
Watermelons	Red Flesh Seeded Type	per lb				1.39	23	1.39	100	
Watermelons	Red Flesh Seedless Miniature	each	4.99 - 9.99	48	8.84					
Watermelons	Red Flesh Seedless Type	each	4.99	11	4.99					
Watermelons	Red Flesh Seedless Type	per lb	1.19	2	1.19					
<b>POTATOES &amp; ONIONS</b>										
Onions, Dry	RED	per lb				1.79	7	1.79		
Onions, Dry	YELLOW	per lb	1.29	9	1.29					
Onions, Dry	YELLOW MARKED SWEET	per lb	1.49	11	1.49					
Potatoes	YELLOW TYPE	5 lb bag	4.00 - 5.68	5	5.01	4.99	3	4.99		
<b>VEGETABLES</b>										
Asparagus	GREEN	per lb	2.99 - 4.68	14	3.35	6.99	3	6.99		
Broccoli		per lb				2.99	2	2.99		
Broccoli	CROWN CUT	per lb	2.29 - 2.68	5	2.52	3.56	4	3.56		
Cabbage	ROUND GREEN TYPE	per lb	2.49	37	2.49	1.49	4	1.49		
Carrots		per lb				1.49	3	1.49		
Carrots	BABY PEELED	2 lb bag	3.99	2	3.99					
Cauliflower		per lb	2.29	2	2.29					
Corn-Sweet		each	1.99	9	1.99	0.50	23	0.50		
Corn-Sweet		trays 4-5 ears film wrapped	4.99	11	4.99					
Cucumbers		each	0.99	2	0.99					
Cucumbers	PERSIAN - Greenhouse	16 oz bag	4.00	11	4.00					
Lettuce	Iceberg	per lb				2.99	4	2.99		
Peppers (Bell Type)	ASSORTED COLORS	3 count filmbag	8.49	37	8.49					
Peppers (Bell Type)	GREEN	each	1.50	9	1.50					
Peppers (Bell Type)	GREEN	per lb				2.49	3	2.49		
Peppers (Bell Type)	ORANGE	each	1.49 - 1.67	13	1.52					
Peppers (Bell Type)	RED	each	1.49 - 1.67	13	1.52					
Peppers (Bell Type)	RED	per lb				4.99	7	4.99		
Peppers (Bell Type)	YELLOW	each	1.49 - 1.67	13	1.52					
Squash	Acorn	per lb				1.89	7	1.89		
Squash	Butternut	per lb				1.89	7	1.89		
Squash	Spaghetti	per lb				1.89	7	1.89		
Tomatoes	GRAPE TYPE	1 pint package	3.49	2	3.49					
Tomatoes	GRAPE TYPE	10 oz package	3.50	11	3.50					
Tomatoes	Plum Type (Roma)	per lb	2.29 - 2.78	5	2.58					

Wtd Avg - Simple weighted average



Commodity	Variety	Unit	ALASKA U.S.				HAWAII U.S.			
			Price Range	Number of Ads	Wtd Avg Price	% Marked Local	Price Range	Number of Ads	Wtd Avg Price	% Marked Local
Tomatoes	VINE RIPES - Greenhouse	per lb	2.99	9	2.99					
Tomatoes	VINE RIPES - ON THE VINE - Greenhouse	per lb	1.49	11	1.49					
<b>OTHER SPECIALTY CROP ITEMS</b>										
Hemp Seeds Shelled		8 oz	8.84	11	8.84					
<b>SEASONAL ITEMS</b>										
Ornamentals	Rose, Hybrid Tea	bunched 12s	19.99	11	19.99					

Wtd Avg - Simple weighted average



## NATIONAL ORGANIC SUMMARY

(not including AK & HI)

Fruit								
Commodity	Variety	Unit	THIS WEEK		LAST WEEK		LAST YEAR	
			Number of Ads	Wtd Avg Price	Number of Ads	Wtd Avg Price	Number of Ads	Wtd Avg Price
Apples	Fuji	2 lb bag	363	4.59	95	4.99	498	4.36
Apples	Gala/Royal Gala	2 lb bag	188	3.95	137	4.62	392	4.72
Apples	Gala/Royal Gala	per lb	322	2.49			897	1.89
Apples	Granny Smith	2 lb bag	442	4.99	95	4.99	361	4.69
Apples	Honeycrisp	per lb	481	3.78	1,040	3.40		
Apples	Pink Lady/Cripps Pink	2 lb bag	252	4.99			214	4.99
Apples, Processed	Juice	128 oz (1 gallon)	18	5.99				
Apples, Processed	Juice	64 oz (1/2 gallon)	269	3.00	420	4.16		
Avocados	Hass	3 count mesh bags	1,190	3.00				
Avocados	Hass	4 count mesh bags	2,748	3.50	366	4.00		
Avocados	Hass	each	699	1.41	425	2.06	236	1.99
Avocados	Hass-Marked Extra Large	each	122	2.50				
Avocados	Hass-Marked Large	each	359	2.78	704	2.09	356	2.50
Bananas		per lb	130	0.84	159	0.89	507	0.85
Blackberries		5.6-6 oz package	661	4.02	779	4.04	1,387	3.49
Blueberries		1 pint (11-12 oz cntr w/ lid)	1,009	4.77	406	4.76	1,400	4.70
Blueberries		18 oz package	926	6.71	1,097	6.15	415	4.95
Blueberries		6 oz package	712	4.10	2,197	4.25	185	3.49
Cantaloupes		each	22	3.99	42	3.90	531	4.61
Grapes	Black Seedless	per lb	502	3.75			481	4.10
Grapes	Red Globe Seeded Type	per lb	122	3.49				
Grapes	Red Seedless	2 lb container with lid	60	5.99	322	5.99		
Grapes	Red Seedless	per lb	3,081	3.64	1,896	3.75	1,741	3.97
Grapes	White Seedless Type	2 lb container with lid	60	5.99	322	5.99		
Grapes	White Seedless Type	per lb	2,570	3.72	1,896	3.75	1,721	4.01
Honeydews		each	22	3.99				
Kiwifruit	Yellow Flesh	1-lb containers with lids	660	6.79	198	6.66	399	5.59
Lemons		3 lb bag	20	3.69				
Lemons		each	61	0.99			61	0.99
Limes		1 pound bags	46	3.49	46	3.49		
Mangoes	Round Varieties	each	25	2.50			27	1.99
Nectarines	Various Yellow Flesh Varieties	2 lb bags	183	5.99	549	5.99		
Nectarines	Various Yellow Flesh Varieties	per lb	1,248	3.49	1,221	3.52	27	4.99
Oranges	Blood Orange	per lb	23	1.99				
Oranges	Valencia	4 lb bag	106	7.99				

Wtd Avg - Simple weighted average



Commodity	Variety	Unit	THIS WEEK		LAST WEEK		LAST YEAR	
			Number of Ads	Wtd Avg Price	Number of Ads	Wtd Avg Price	Number of Ads	Wtd Avg Price
Peaches	Various Yellow Flesh Varieties	per lb	1,757	3.79	1,755	3.75	1,771	3.79
Pears	Bartlett	2 lb bag	176	3.99			209	4.08
Plums		per lb	1,195	3.49	1,195	3.49		
Raspberries		6 oz package	1,001	4.01	575	4.10	951	4.30
Strawberries		1 lb package	1,479	4.45	2,804	4.49	2,314	4.29
Strawberries		2 lb package	248	5.39	351	5.81	100	6.99
Watermelons	Red Flesh Seedless Miniature	each	47	6.59	501	5.56	534	5.78

**Potatoes & Onions**

Commodity	Variety	Unit	THIS WEEK		LAST WEEK		LAST YEAR	
			Number of Ads	Wtd Avg Price	Number of Ads	Wtd Avg Price	Number of Ads	Wtd Avg Price
Onions, Dry	RED	per lb	154	1.49	154	1.49	309	1.43
Onions, Dry	YELLOW	2 lb bag	322	3.49				
Onions, Dry	YELLOW	3 lb bag	268	3.98			240	3.98
Onions, Dry	YELLOW MARKED SWEET	2 lb bag	183	2.99	499	3.25	362	3.45
Potatoes	MIXED COLORS	24 oz bag	190	4.99	190	4.99		
Potatoes	ROUND RED	24 oz bag	213	4.99	190	4.99		
Potatoes	ROUND RED	3 lb bag	122	3.99	230	4.52		
Potatoes	RUSSET	3 lb bag	322	4.49	165	4.34		
Potatoes	RUSSET	per lb	154	1.49	154	1.49	154	1.49
Potatoes	YELLOW TYPE	24 oz bag	213	4.99	190	4.99		
Potatoes	YELLOW TYPE	3 lb bag	122	3.99	65	4.99		

**Vegetables**

Commodity	Variety	Unit	THIS WEEK		LAST WEEK		LAST YEAR	
			Number of Ads	Wtd Avg Price	Number of Ads	Wtd Avg Price	Number of Ads	Wtd Avg Price
Asparagus	GREEN	per lb	581	3.86			673	3.44
Beans	ROUND GREEN TYPE	12 oz bag	94	3.50	1,195	3.33	98	3.99
Beets		per bunch	110	2.99			53	1.50
Broccoli	CROWN CUT	per lb	110	2.49			192	2.30
Cabbage	ROUND GREEN TYPE	per lb	38	1.29			187	0.98
Carrots		1 lb bag	163	1.50				
Carrots		2 lb bag	162	2.50			103	2.50
Carrots		per bunch	191	3.20			107	2.29
Carrots		per lb	154	1.29	154	1.29	188	1.40
Carrots	BABY PEELED	1 lb bag	158	2.00	178	1.94	3,062	1.51
Carrots	Baby Peeled Type Mixed Color	12 oz bag	73	2.50	81	2.24		
Cauliflower		each	60	3.99	22	3.99	232	3.81
Cauliflower		per lb	110	2.49			418	2.63
Celery		each	25	2.77				
Celery		per lb	38	2.99				
Celery	HEARTS	per package	55	3.99	22	3.99	29	2.50
Cilantro		per bunch	146	1.99	187	1.48	53	0.99

Wtd Avg - Simple weighted average



Weekly Grocery Store Specialty Crops Feature Activity  
Friday, June 5, 2026 - Page 27

Commodity	Variety	Unit	THIS WEEK		LAST WEEK		LAST YEAR	
			Number of Ads	Wtd Avg Price	Number of Ads	Wtd Avg Price	Number of Ads	Wtd Avg Price
Collards		per bunch	110	2.99				
Cucumbers		each	61	1.50			287	1.49
Cucumbers	LONG SEEDLESS - Greenhouse	each	371	1.67	273	2.54	24	2.50
Cucumbers	PERSIAN - Greenhouse	16 oz bag	183	3.99	183	3.99		
Cucumbers	PERSIAN - Greenhouse	5-6 ct trays filmwrapped	190	3.99	255	4.24		
Jalapeno Peppers		per lb	94	1.98				
Kale		per bunch	20	1.67	64	2.46	79	1.91
Kale		per lb	35	2.99				
Lettuce	Iceberg	each	407	3.21	1,529	2.86	183	2.99
Lettuce	Romaine (Hearts)	3 count	397	4.30	273	4.77	93	4.63
Mushrooms	CREMINI	8 oz package	142	3.14			44	3.72
Mushrooms	WHITE	8 oz package	327	3.21	66	3.29		
Onions, Green		per bunch	395	1.33			81	1.28
Onions, Green	BULB TYPE	per bunch	53	0.99				
Salad (Mixed Types)		10-12 oz package	550	4.98	496	5.29	103	4.99
Salad (Mixed Types)		5-9 oz package	2,506	3.31	1,382	3.41	3,811	3.35
Salad (Mixed Types)	Spring Mix	10-12 oz package	81	5.36				
Salad (Mixed Types)	Spring Mix	5-9 oz package	1,370	3.12	262	3.88		
Spinach	FLAT TYPE	11 oz package	116	5.00				
Spinach	FLAT TYPE	5-7 oz package	46	3.43	149	3.50	115	3.46
Spinach	FLAT TYPE	8-10 oz package	60	5.49	66	4.00	83	4.99
Squash	Yellow Crookneck/Straightneck	per lb	162	2.48				
Squash	Zucchini	per lb	3,017	2.37	481	2.77	1,981	2.24
Tomatoes		per lb	154	2.49	154	2.49	154	2.99
Tomatoes	GRAPE TYPE	1 pint package	350	3.28	347	3.25	173	2.57
Tomatoes	GRAPE TYPE	12 oz package	26	1.98				
Tomatoes	Vine Ripes - Heirloom Varieties - Greenhouse	per lb	174	3.86				

**Other Specialty Crop Items**

Commodity	Variety	Unit	THIS WEEK		LAST WEEK		LAST YEAR	
			Number of Ads	Wtd Avg Price	Number of Ads	Wtd Avg Price	Number of Ads	Wtd Avg Price
Hemp (Seed) Oil		16 oz	237	15.97	60	18.99	596	16.22
Hemp Protein		12 oz	94	13.59			249	14.77
Hemp Protein		16 oz	295	12.71				
Hemp Protein		32 oz	154	21.99			154	19.99
Hemp Seeds Shelled		12 oz	546	13.64	120	15.99	1,418	14.62
Hemp Seeds Shelled		16 oz	13	11.49			304	14.99
Hemp Seeds Shelled		7 oz	154	7.89			1,178	9.89
Hemp Seeds Shelled		8 oz	253	11.79			120	11.24
Honey		12 oz	230	10.49	57	6.38		
Honey		16 oz	682	11.31	55	9.11		

Wtd Avg - Simple weighted average



### REGIONAL ORGANIC DETAILS

Commodity	Variety	Unit	NORTHEAST U.S.				SOUTHEAST U.S.				MIDWEST U.S.			
			Price Range	Number of Ads	Wtd Avg Price	% Marked Local	Price Range	Number of Ads	Wtd Avg Price	% Marked Local	Price Range	Number of Ads	Wtd Avg Price	% Marked Local
<b>FRUIT</b>														
Apples	Fuji	2 lb bag	4.99	190	4.99									
Apples	Gala/Royal Gala	per lb	2.49	322	2.49									
Apples	Granny Smith	2 lb bag	4.99	214	4.99		4.99	228	4.99					
Apples	Honeycrisp	per lb	3.49	122	3.49		3.88	86	3.88		3.88	67	3.88	
Apples	Pink Lady/Cripps Pink	2 lb bag	4.99	24	4.99		4.99	228	4.99					
Apples, Processed	Juice	128 oz (1 gallon)	5.99	18	5.99									
Apples, Processed	Juice	64 oz (1/2 gallon)	2.99 - 3.00	269	3.00									
Avocados	Hass	3 count mesh bags	2.99 - 3.69	96	3.14		2.99	1094	2.99					
Avocados	Hass	4 count mesh bags	3.39 - 5.99	666	3.83		3.39	751	3.39		3.39	862	3.39	
Avocados	Hass	each	1.50 - 1.67	512	1.56		0.98	187	0.98					
Avocados	Hass-Marked Extra Large	each	2.50	122	2.50									
Avocados	Hass-Marked Large	each					2.78	86	2.78		2.78	67	2.78	
Bananas		per lb									0.99	35	0.99	
Blackberries		5.6-6 oz package	3.99 - 4.79	255	4.22						3.99	60	3.99	
Blueberries		1 pint (11-12 oz cntr w/ lid)	3.99 - 4.99	695	4.26		4.99	74	4.99		5.99 - 6.99	145	6.72	
Blueberries		18 oz package									6.99	13	6.99	
Blueberries		6 oz package									3.99 - 4.99	82	4.26	
Cantaloupes		each									3.99	22	3.99	
Grapes	Black Seedless	per lb	3.49	122	3.49		3.88	86	3.88		3.88	67	3.88	
Grapes	Red Globe Seeded Type	per lb	3.49	122	3.49									
Grapes	Red Seedless	2 lb container with lid									5.99	60	5.99	
Grapes	Red Seedless	per lb	2.98 - 3.99	474	3.82		2.98 - 3.99	1562	3.80		3.88	67	3.88	
Grapes	White Seedless Type	2 lb container with lid									5.99	60	5.99	
Grapes	White Seedless Type	per lb	2.98 - 3.99	352	3.94		2.98 - 3.99	1476	3.80		3.88	67	3.88	
Honeydews		each									3.99	22	3.99	
Kiwifruit	Yellow Flesh	1-lb containers with lids	5.99 - 8.99	331	7.01		6.66	86	6.66		6.66	67	6.66	
Lemons		3 lb bag	3.69	20	3.69									
Limes		1 pound bags	3.49	46	3.49									
Mangoes	Round Varieties	each	2.50	25	2.50									
Nectarines	Various Yellow Flesh Varieties	2 lb bags	5.99	183	5.99									
Nectarines	Various Yellow Flesh Varieties	per lb					3.49	1195	3.49					
Oranges	Valencia	4 lb bag									7.99	106	7.99	
Peaches	Various Yellow Flesh Varieties	per lb	3.99	122	3.99		3.49 - 4.43	1281	3.55		4.43	67	4.43	

Wtd Avg - Simple weighted average



Commodity	Variety	Unit	NORTHEAST U.S.				SOUTHEAST U.S.				MIDWEST U.S.			
			Price Range	Number of Ads	Wtd Avg Price	% Marked Local	Price Range	Number of Ads	Wtd Avg Price	% Marked Local	Price Range	Number of Ads	Wtd Avg Price	% Marked Local
Pears	Bartlett	2 lb bag	3.99	86	3.99		3.99	90	3.99					
Plums		per lb					3.49	1195	3.49					
Raspberries		6 oz package	4.79	72	4.79		3.99	463	3.99					
Strawberries		1 lb package	4.79 - 5.00	215	4.81		4.99 - 5.32	120	5.23		3.99 - 5.32	828	4.15	
Strawberries		2 lb package									5.99	39	5.99	
Watermelons	Red Flesh Seedless Miniature	each	7.99	25	7.99						4.99	22	4.99	

**POTATOES & ONIONS**

Onions, Dry	RED	per lb									1.49	13	1.49
Onions, Dry	YELLOW	2 lb bag	3.49	322	3.49								
Onions, Dry	YELLOW	3 lb bag					3.98	187	3.98				
Onions, Dry	YELLOW MARKED SWEET	2 lb bag	2.99	183	2.99								
Potatoes	MIXED COLORS	24 oz bag	4.99	190	4.99								
Potatoes	ROUND RED	24 oz bag	4.99	190	4.99						4.99	23	4.99
Potatoes	RUSSET	3 lb bag	4.49	322	4.49								
Potatoes	RUSSET	per lb									1.49	13	1.49
Potatoes	YELLOW TYPE	24 oz bag	4.99	190	4.99						4.99	23	4.99

**VEGETABLES**

Beans	ROUND GREEN TYPE	12 oz bag					3.50	94	3.50				
Cabbage	ROUND GREEN TYPE	per lb	1.29	38	1.29								
Carrots		1 lb bag	1.50	163	1.50								
Carrots		2 lb bag	2.50	162	2.50								
Carrots		per lb									1.29	13	1.29
Carrots	BABY PEELED	1 lb bag	2.29	38	2.29		1.98	26	1.98		1.97	25	1.97
Cauliflower		each	3.99	25	3.99						3.99	35	3.99
Celery		each									2.77	25	2.77
Celery		per lb	2.99	38	2.99								
Celery	HEARTS	per package	3.99	55	3.99								
Cucumbers	LONG SEEDLESS - Greenhouse	each	1.50	322	1.50						2.50	23	2.50
Cucumbers	PERSIAN - Greenhouse	16 oz bag	3.99	183	3.99								
Cucumbers	PERSIAN - Greenhouse	5-6 ct trays filmwrapped	3.99	190	3.99								
Jalapeno Peppers		per lb					1.98	94	1.98				
Kale		per lb	2.99	35	2.99								
Lettuce	Iceberg	each	2.99 - 3.49	261	3.34								
Lettuce	Romaine (Hearts)	3 count									3.99	199	3.99
Mushrooms	CREMINI	8 oz package	3.99	20	3.99								
Mushrooms	WHITE	8 oz package	2.50 - 3.99	205	3.34								
Onions, Green		per bunch	1.29	322	1.29								
Salad (Mixed Types)		10-12 oz package	4.99 - 5.49	328	5.05						4.99	103	4.99
Salad (Mixed Types)		5-9 oz package	3.50 - 4.29	253	3.95		2.50 - 4.99	1755	3.27		2.97 - 3.50	376	3.14

Wtd Avg - Simple weighted average



Weekly Grocery Store Specialty Crops Feature Activity  
Friday, June 5, 2026 - Page 30

Commodity	Variety	Unit	NORTHEAST U.S.				SOUTHEAST U.S.				MIDWEST U.S.			
			Price Range	Number of Ads	Wtd Avg Price	% Marked Local	Price Range	Number of Ads	Wtd Avg Price	% Marked Local	Price Range	Number of Ads	Wtd Avg Price	% Marked Local
Salad (Mixed Types)	Spring Mix	10-12 oz package	4.99	21	4.99					5.49	60	5.49		
Salad (Mixed Types)	Spring Mix	5-9 oz package	2.99	76	2.99		2.99	1094	2.99	3.99	13	3.99		
Spinach	FLAT TYPE	11 oz package	4.99	21	4.99									
Spinach	FLAT TYPE	8-10 oz package								5.49	60	5.49		
Squash	Yellow Crookneck/Straightneck	per lb	2.48	162	2.48									
Squash	Zucchini	per lb	2.39 - 2.48	704	2.41		2.39 - 2.77	837	2.43	2.39 - 2.77	929	2.42		
Tomatoes		per lb								2.49	13	2.49		
Tomatoes	GRAPE TYPE	1 pint package	2.99 - 3.99	255	3.24		3.49	74	3.49					
Tomatoes	GRAPE TYPE	12 oz package					1.98	26	1.98					
<b>OTHER SPECIALTY CROP ITEMS</b>														
Hemp (Seed) Oil		16 oz								14.99 - 16.79	73	15.31		
Hemp Protein		12 oz					13.59	94	13.59					
Hemp Protein		16 oz								11.99	13	11.99		
Hemp Protein		32 oz								21.99	13	21.99		
Hemp Seeds Shelled		12 oz								11.99 - 16.99	146	15.41		
Hemp Seeds Shelled		16 oz								11.49	13	11.49		
Hemp Seeds Shelled		7 oz								7.89	13	7.89		
Hemp Seeds Shelled		8 oz	11.99	18	11.99		11.99	94	11.99					
Honey		12 oz	10.49	18	10.49	100	10.49	94	10.49					
Honey		16 oz	9.99 - 12.79	339	10.45		6.49 - 12.99	225	11.84					

Wtd Avg - Simple weighted average



Commodity	Variety	Unit	SOUTH CENTRAL U.S.				SOUTHWEST U.S.				NORTHWEST U.S.			
			Price Range	Number of Ads	Wtd Avg Price	% Marked Local	Price Range	Number of Ads	Wtd Avg Price	% Marked Local	Price Range	Number of Ads	Wtd Avg Price	% Marked Local
<b>FRUIT</b>														
Apples	Fuji	2 lb bag	4.99	27	4.99		4.00	146	4.00					
Apples	Gala/Royal Gala	2 lb bag					3.79 - 4.00	188	3.95					
Apples	Honeycrisp	per lb	3.88	75	3.88		3.88	109	3.88	3.88	22	3.88		
Avocados	Hass	4 count mesh bags	3.39	341	3.39		3.39	128	3.39					
Avocados	Hass-Marked Large	each	2.78	75	2.78		2.78	109	2.78	2.78	22	2.78		
Bananas		per lb	0.79	95	0.79									
Blackberries		5.6-6 oz package	3.99	52	3.99					3.50 - 4.49	294	3.87		
Blueberries		1 pint (11-12 oz cntr w/ lid)	3.99 - 5.99	95	5.27									
Blueberries		18 oz package	5.99 - 6.99	518	6.50		6.99	246	6.99	6.99	149	6.99		
Blueberries		6 oz package	3.99 - 4.99	145	4.47		2.99 - 3.99	352	3.90	2.50 - 4.49	133	4.15		
Grapes	Black Seedless	per lb	3.88	75	3.88		3.88	109	3.88	2.98 - 3.88	43	3.44		
Grapes	Red Seedless	per lb	2.98 - 3.99	603	3.27		2.98 - 3.88	328	3.28	2.98 - 3.88	47	3.40		
Grapes	White Seedless Type	per lb	2.98 - 3.99	300	3.57		2.98 - 3.88	328	3.28	2.98 - 3.88	47	3.40		
Kiwifruit	Yellow Flesh	1-lb containers with lids					5.99 - 6.66	154	6.46	6.66	22	6.66		
Lemons		each								0.99	61	0.99		
Nectarines	Various Yellow Flesh Varieties	per lb					3.49	53	3.49					
Oranges	Blood Orange	per lb								1.99	23	1.99		
Peaches	Various Yellow Flesh Varieties	per lb	4.43	75	4.43		4.43	109	4.43	4.43 - 4.98	103	4.86		
Raspberries		6 oz package	3.99	52	3.99		3.99	120	3.99	3.50 - 4.49	294	3.87		
Strawberries		1 lb package	3.88	75	3.88		5.32	109	5.32	4.49 - 5.32	132	4.63		
Strawberries		2 lb package	4.99 - 5.99	209	5.28									
<b>POTATOES &amp; ONIONS</b>														
Onions, Dry	RED	per lb	1.49	92	1.49		1.49	23	1.49	1.49	26	1.49		
Onions, Dry	YELLOW	3 lb bag								3.98	81	3.98		
Potatoes	ROUND RED	3 lb bag					3.99	122	3.99					
Potatoes	RUSSET	per lb	1.49	92	1.49		1.49	23	1.49	1.49	26	1.49		
Potatoes	YELLOW TYPE	3 lb bag					3.99	122	3.99					
<b>VEGETABLES</b>														
Asparagus	GREEN	per lb	3.49 - 3.99	171	3.56		3.99	410	3.99					
Beets		per bunch								2.99	110	2.99		
Broccoli	CROWN CUT	per lb								2.49	110	2.49		
Carrots		per bunch								2.99 - 3.48	191	3.20		
Carrots		per lb	1.29	92	1.29		1.29	23	1.29	1.29	26	1.29		
Carrots	BABY PEELED	1 lb bag	1.99	27	1.99		1.79	42	1.79					
Carrots	Baby Peeled Type Mixed Color	12 oz bag					2.50	73	2.50					
Cauliflower		per lb								2.49	110	2.49		
Cilantro		per bunch					1.99	146	1.99					
Collards		per bunch								2.99	110	2.99		
Cucumbers		each								1.50	61	1.50		

Wtd Avg - Simple weighted average



Weekly Grocery Store Specialty Crops Feature Activity  
Friday, June 5, 2026 - Page 32

Commodity	Variety	Unit	SOUTH CENTRAL U.S.				SOUTHWEST U.S.				NORTHWEST U.S.			
			Price Range	Number of Ads	Wtd Avg Price	% Marked Local	Price Range	Number of Ads	Wtd Avg Price	% Marked Local	Price Range	Number of Ads	Wtd Avg Price	% Marked Local
Cucumbers	LONG SEEDLESS - Greenhouse	each					2.99	26	2.99					
Kale		per bunch					1.67	20	1.67					
Lettuce	Iceberg	each					2.99	146	2.99	45				
Lettuce	Romaine (Hearts)	3 count	3.99	42	3.99		3.33 - 4.99	46	4.27		4.99	110	4.99	
Mushrooms	CREMINI	8 oz package					3.00	122	3.00	100				
Mushrooms	WHITE	8 oz package					3.00	122	3.00	100				
Onions, Green		per bunch					1.50	73	1.50					
Onions, Green	BULB TYPE	per bunch					0.99	53	0.99					
Salad (Mixed Types)		10-12 oz package	5.00	64	5.00		4.49	55	4.49					
Salad (Mixed Types)		5-9 oz package					3.00	122	3.00					
Salad (Mixed Types)	Spring Mix	5-9 oz package	3.99	92	3.99		3.33 - 3.99	69	3.61		3.99	26	3.99	
Spinach	FLAT TYPE	11 oz package	5.00	95	5.00									
Spinach	FLAT TYPE	5-7 oz package					3.33 - 3.50	46	3.43					
Squash	Zucchini	per lb	1.75 - 2.77	416	1.93		2.77	109	2.77		2.77	22	2.77	
Tomatoes		per lb	2.49	92	2.49		2.49	23	2.49		2.49	26	2.49	
Tomatoes	GRAPE TYPE	1 pint package									2.98	21	2.98	
Tomatoes	Vine Ripes - Heirloom Varieties - Greenhouse	per lb	3.49	148	3.49		5.99	26	5.99					
<b>OTHER SPECIALTY CROP ITEMS</b>														
Hemp (Seed) Oil		16 oz	16.79	92	16.79		12.99 - 16.79	46	14.89		16.79	26	16.79	
Hemp Protein		16 oz	11.99 - 13.49	184	12.74		11.99 - 13.49	46	12.74		11.99 - 13.49	52	12.74	
Hemp Protein		32 oz	21.99	92	21.99		21.99	23	21.99		21.99	26	21.99	
Hemp Seeds Shelled		12 oz	11.99 - 13.59	302	13.07		11.99 - 13.49	46	12.74		11.99 - 13.49	52	12.74	
Hemp Seeds Shelled		7 oz	7.89	92	7.89		7.89	23	7.89		7.89	26	7.89	
Hemp Seeds Shelled		8 oz	11.99	118	11.99		9.79	23	9.79					
Honey		12 oz	10.49	118	10.49									
Honey		16 oz	12.79	118	12.79									

Wtd Avg - Simple weighted average



Commodity	Variety	Unit	ALASKA U.S.				HAWAII U.S.			
			Price Range	Number of Ads	Wtd Avg Price	% Marked Local	Price Range	Number of Ads	Wtd Avg Price	% Marked Local
<b>FRUIT</b>										
Apples	Honeycrisp	per lb					5.43	4	5.43	
Avocados	Hass-Marked Large	each					3.89	4	3.89	
Blackberries		5.6-6 oz package	3.50	11	3.50					
Blueberries		18 oz package	6.99	11	6.99					
Blueberries		6 oz package	3.79	2	3.79					
Grapefruit	RED	4 lb film bags	7.28	3	7.28					
Grapes	Black Seedless	per lb					5.43	4	5.43	
Grapes	Red Seedless	per lb					5.43	4	5.43	
Grapes	White Seedless Type	per lb	4.98	3	4.98		5.43	4	5.43	
Kiwifruit	Yellow Flesh	1-lb containers with lids					9.32	4	9.32	
Peaches	Various Yellow Flesh Varieties	per lb					6.21	4	6.21	
Raspberries		6 oz package	3.50	11	3.50					
Strawberries		1 lb package					7.45	4	7.45	
<b>VEGETABLES</b>										
Carrots	BABY PEELED	1 lb bag	2.48	3	2.48					
Cauliflower		each	2.98	3	2.98					
Squash	Zucchini	per lb					3.87	4	3.87	
<b>OTHER SPECIALTY CROP ITEMS</b>										
Hemp Seeds Shelled		7 oz	10.87	11	10.87					

Wtd Avg - Simple weighted average

**REGIONAL DEFINITIONS**

As used in this report, regions include the following states:

NORTHEAST U.S.	Connecticut, Delaware, Massachusetts, Maryland, Maine, New Hampshire, New Jersey, New York, Pennsylvania, Rhode Island and Vermont
SOUTHEAST U.S.	Alabama, Florida, Georgia, Mississippi, North Carolina, South Carolina, Tennessee, Virginia and West Virginia
MIDWEST U.S.	Iowa, Illinois, Indiana, Kentucky, Michigan, Minnesota, North Dakota, Nebraska, Ohio, South Dakota and Wisconsin
SOUTH CENTRAL U.S.	Arkansas, Colorado, Kansas, Louisiana, Missouri, New Mexico, Oklahoma, and Texas
SOUTHWEST U.S.	Arizona, California, Nevada and Utah
NORTHWEST U.S.	Idaho, Montana, Oregon, Washington, and Wyoming
ALASKA	Alaska
HAWAII	Hawaii
NATIONAL	Continental United States

1 -- Specialty Crops Market News surveys nearly 271 retailers, comprising over 29,700 individual stores, with online weekly advertised features.

2 -- Date range reflects one week of data collection ending on the report date and encompassing ad pricing good from the Saturday before the report release date through the following Friday.