

**AMS 2453/LM XB403**

**DAILY ESTIMATED CUTOUT VALUES**

	<b>Choice</b> <u>600-900#</u>	<b>Select</b> <u>600-900#</u>	<b>Choice/Select Spread</b>
Current Cutout Values:	394.07	384.81	
Change from prior day:	1.24	1.72	
Primal Rib	548.78	515.08	
Primal Chuck	334.70	334.77	
Primal Round	338.53	336.22	
Primal Loin	515.04	494.18	
Primal Brisket	350.22	343.73	
Primal Short Plate	304.24	304.24	
Primal Flank	250.04	245.07	
			<b>Load Count:</b>
			Total 115
			Choice 80
			Select 17
			Trimming 0
			Grinds 19

Fresh 50% Trimmings 0 Loads @ 0.00

**AMS 2829/NW LS441**

**USDA BY-PRODUCT DROP VALUE (STEER) - DAILY**

14.65 **Change:** UNCH

**AMS 2466/LM CT100**

**5 AREA WEEKLY ACCUMULATED WEIGHTED AVG CATTLE PRICE**

*As of 10:00 am*

	<b>Head Count</b>	<b>Avg Weight</b>	<b>Avg Price</b>
Live Steer	214	1,450	255.00
Live Heifer			
Dressed Steer			
Dressed Heifer			

**AMS 3208/SJ LS710**

**DAILY CATTLE SLAUGHTER**

<b>Today</b>	110,000	
Week Ago	111,000	
Year Ago (act)	119,464	
Week to Date	214,000	
Same Period Last Week	112,000	
Same Period Last Year	234,099	
<b>Previous Day</b>	<b>Steer and Heifer</b> 88,000	<b>Cow and Bull</b> 16,000

**AMS 3209/SJ LS712**

	<b>5/30/2026</b>	<b>Last Week</b>	<b>(Actual)</b>
<b>BEEF PRODUCTION</b>	<b>(Estimate)</b>	<b>(Estimate)</b>	
Slaughter	448,000	532,000	488,000
Live Weights	1469	1469	1424
Dressed Weights	900	901	870
Beef Production (millions of pounds)	403	478	423

**AMS 2825/NW LS410**

**USDA BEEF CARCASS PRICE EQUIVALENT INDEX VALUE**

	<b>Choice</b> <u>600-900#</u>	<b>Select</b> <u>600-900#</u>	<b>Dressing percent:</b>	
			<u>Steer</u>	<u>Heifer</u>
Change	0.26	0.49	63.40	63.32

**AMS 2455/LM XB405**

**USDA NATIONAL CUTTER COW CARCASS CUTOUT**

356.59 **(-0.75)** **90% Lean** 456.59

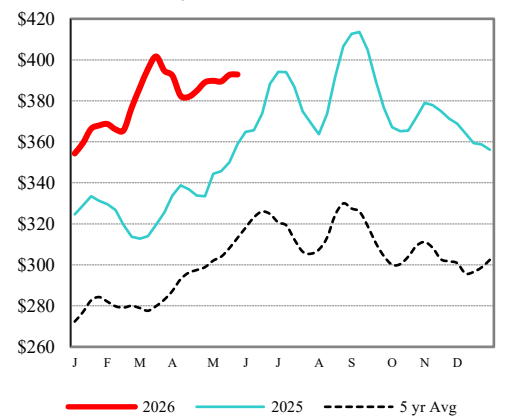
**CME LIVE CATTLE**

	<b>High</b>	<b>Low</b>	<b>Change</b>	<b>Settle</b>
APR	N/A			
JUN	N/A			
AUG	N/A			

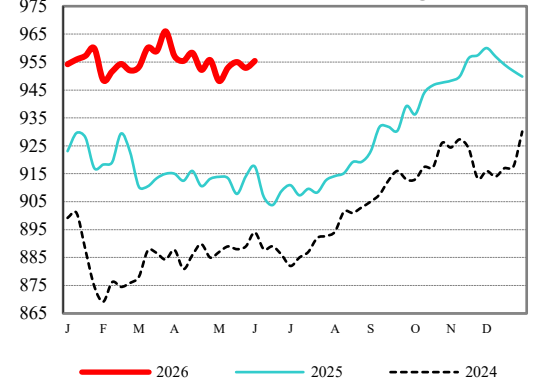
**CME FEEDER CATTLE**

	<b>High</b>	<b>Low</b>	<b>Change</b>	<b>Settle</b>
APR	N/A			
MAY	N/A			
AUG	N/A			

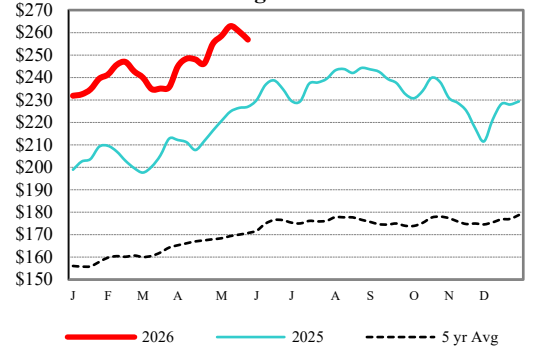
**Weekly Choice Cutout**



**LMR Steer/Heifer Dressed Weights**



**5 Area Weekly Wtd Avg Steer Price**



**Weekly Ch/Se Spread**

