

# National Weekly Cattle And Beef Summary

Des Moines, Iowa  
For Week Ending:

Tues Jun 01, 2026  
5/29/2026

USDA Livestock, Poultry & Grain Market News

This Week Prior Week Last Year

## LM XB463

### NATIONAL COMPREHENSIVE BOXED BEEF

CUTOUT VALUES	394.37	392.82	360.32
Primal Rib	552.22	546.51	564.34
Primal Chuck	338.40	336.43	285.99
Primal Round	330.22	329.77	287.86
Primal Loin	516.41	516.95	507.89

## WEEKLY COMPREHENSIVE ITEM SUMMARY

Select & Choice Spot Market Loads	346
Comprehensive Loads	2883
CH&SE Percent of the Comprehensive	12%

### LMR Cattle Purchase Type Breakdown

2025	National	5-Area	TX/OK/NM*	KS	NE	IA
<b>Negotiated</b>	17.8	18.2	4.1	7.9	26.5	48.7
<b>Formula</b>	63.3	66.0	87.8	79.3	54.7	20.1
<b>Forward Contract</b>	9.0	5.7	2.0	2.9	7.7	15
<b>Negotiated Grid</b>	9.9	10.1	6.1	9.9	11.1	16.2

\* Includes only Q1-Q3 due to 3/70/20 confidentiality guidelines

[National Weekly Fed Cattle Comprehensive Report](#)

[National Weekly Fed Cattle Comprehensive CSV Report](#)

## LM CT 169

### DIRECT CATTLE PREMIUM AND DISCOUNTS

Prime	10.69	12.00	12.77
Choice	0.00	0.00	0.00
Select	(6.30)	(3.70)	(13.63)
Standard	(22.62)	(20.01)	(30.78)
CAB	4.65	4.84	5.02

## LM CT150

### 5 AREA WEEKLY WEIGHTED CATTLE PRICE

Live Steer	256.86	260.49	229.94
Live Heifer	256.70	260.36	228.63
Dressed Steer	405.19	410.24	368.06
Dressed Heifer	405.23	413.42	369.31

## NW LS441

### USDA BY-PRODUCT DROP VALUE (STEER)

	14.65	14.72	11.18
--	-------	-------	-------

## SJ LS712

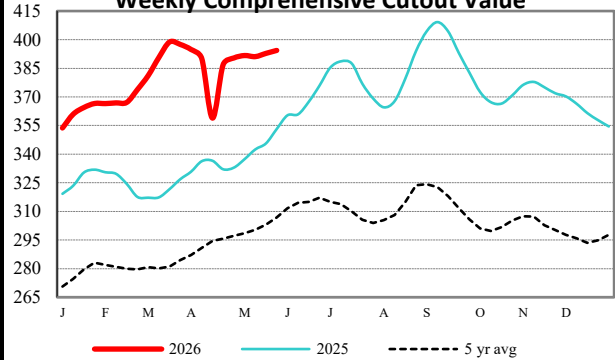
### WEEKLY ESTIMATED BEEF PRODUCTION

5/29/2026	(Estimate)	(Estimate)	(Actual)
Slaughter	448,000	532,000	488,000
Live Weights	1469	1469	1424
Dressed Weights	900	901	870
Beef Production (mil lbs)	402.5	478.0	423.2

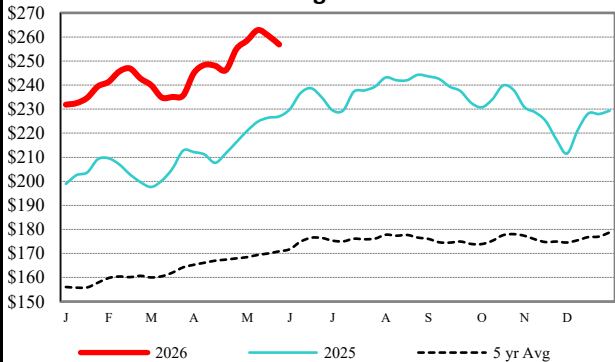
LMR CH & up Grading %, Weights, and Dressing % (Formula, Forward Contract & Grid Net Purchases Based on State of Origin for WE today)

Beef Type Str/Hfr:	Grading	Carcass Wt	Dressing
TX/OK/NM	85.22%	946.3	64.42%
Kansas	88.47%	955.1	64.14%
Nebraska	91.66%	975.7	64.00%
Colorado	87.91%	924.4	63.92%
IA/MN	91.46%	993.8	63.62%
<u>Dairybred Str/Hfr:</u>			
National	87.50%	872.8	60.58%

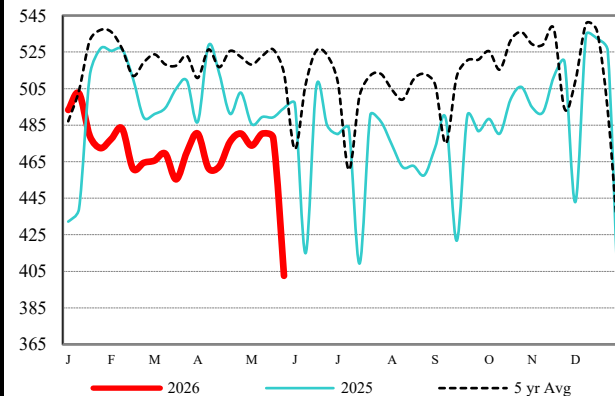
### Weekly Comprehensive Cutout Value



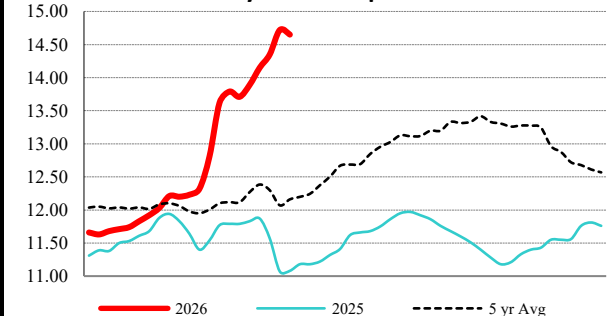
### 5 Area Weekly Wtd Avg Steer Price



### Weekly Beef Production



### Weekly Steer Drop Value



### USDA Livestock, Poultry & Grain Market News

Des Moines, Iowa

Phone: 515-284-4460

Email: [desm.lgmn@usda.gov](mailto:desm.lgmn@usda.gov)

[www.ams.usda.gov/LSMarketNews](http://www.ams.usda.gov/LSMarketNews)