

AUCTION SUMMARY

AMS 1856		2,510		Thursday	
Valentine Livestock					
Feeder Steers 500-600 lbs		469.00-569.00		Feeder Heifers 300-400 lbs 562.50	
Medium & Large #1 600-700 lbs		437.00-512.00		Medium & Large #1 400-500 lbs 497.50-505.00	
800-900 lbs		353.50-369.00		600-700 lbs 397.50-454.00	
900-1000 lbs		337.50		700-800 lbs 372.50-392.00	

AMS 1829		1,551		Thursday	
Apache Livestock					
Feeder Steers 500-600 lbs		455.00-460.00		Feeder Heifers 400-500 lbs 400.00-490.00	
Medium & Large #1 600-700 lbs		415.00-422.50		Medium & Large #1 500-600 lbs 380.00-445.00	
800-900 lbs		333.00-343.50		700-800 lbs 342.00-390.00	
900-1000 lbs		331.00		800-900 lbs 331.50	

AMS 1891		1,486		Thursday	
Winter Livestock					
Feeder Steers 500-600 lbs		437.50		Feeder Heifers 500-600 lbs 380.00	
Medium & Large #1 600-700 lbs		392.00-397.50		Medium & Large #1 600-700 lbs 360.00	
800-900 lbs		344.50-368.00		800-900 lbs 313.00-329.00	
900-1000 lbs		329.00-333.50		900-1000 lbs 306.50-311.00	

CHICAGO MERCANTILE EXCHANGE LIVESTOCK FUTURES SETTLEMENTS Friday

<u>Live Cattle</u>		<u>Change</u>	<u>Feeder Cattle</u>		<u>Change</u>
Jun	248.250	(1.500)	Aug	348.425	(4.600)
Aug	239.050	(1.950)	Sep	345.350	(4.900)
Oct	230.425	(2.150)	Oct	342.025	(4.975)

CHICAGO BOARD OF TRADE GRAIN FUTURES SETTLEMENTS Friday

<u>Corn</u>		<u>Change</u>	<u>Soybeans</u>		<u>Change</u>
Jul	4.4675	(0.0900)	Jul	11.8675	(0.0775)
Sep	4.5575	(0.0850)	Aug	11.9025	(0.0575)
Dec	4.7500	(0.0725)	Sep	11.8100	(0.0425)

KANSAS CITY BOARD OF TRADE		<u>Wheat</u>		<u>Change</u>
		Jul	6.4975	(0.1550)
		Sep	6.6150	(0.1525)
		Dec	6.7700	(0.1525)

AMS 2466 Friday

5 AREA WKLY ACCUMULATED WTD AVG SLAUGHTER CATTLE PRICE

	<u>Head Count</u>	<u>Avg Weight</u>	<u>Avg Price</u>
Live Steer	34	1,625	256.00
Live Heifer			
Dressed Steer	578	902	405.00
Dressed Heifer			

AMS 2453 Friday

DAILY ESTIMATED BOXED BEEF CUTOUT VALUES

Choice	Select	Choice Cuts	46 loads
600-900#	600-900#	Select Cuts	9 loads
391.47	388.18	Trimmings	15 loads
(0.85)	(2.40)	Grinds	13 loads

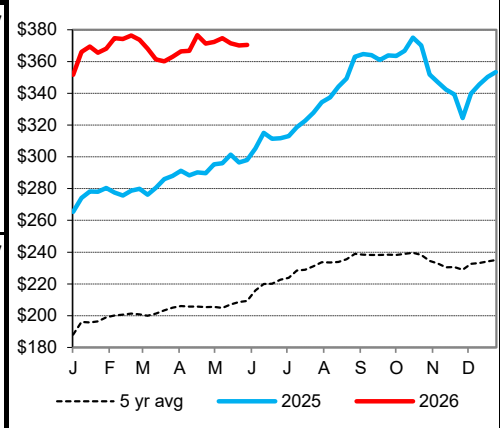
AMS 3208 Thursday

ESTD DAILY CATTLE SLAUGHTER		
Friday	105,000	Sat. 14000
Week Ago (est)	99,000	6,000
Year Ago (act)	118,000	5,000
Wk to date (est)	434,000	448,000
Last Week (est)	526,000	532,000
Last Year (est)	482,000	488,000
Previous Day Estimated:	Steer and Heifer	90,000
	Cow and Bull	20,000

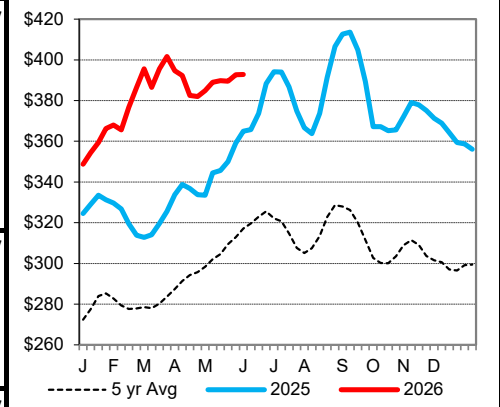
AMS 1909 Thursday

New Holland Livestock		
New Holland, PA		
Avg Dressing		
	<u>Pct Lean</u>	<u>Price</u>
Breaking	75-80	177.00-186.00
Boning	80-85	160.00-174.00
Lean	85-90	130.00-148.00

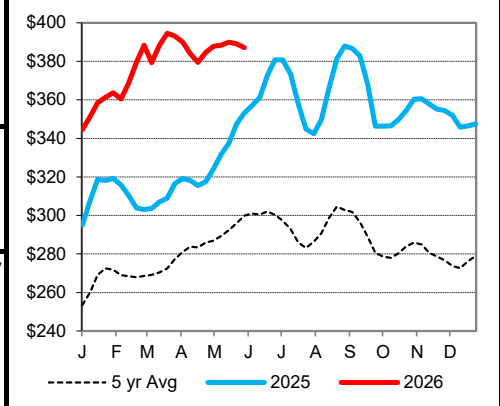
CME Feeder Cattle Index



Weekly Choice Cutout



Weekly Select Cutout



Oklahoma City 700-800 lb Steer Price

