

[AMS 2453/LM XB403](#)

DAILY ESTIMATED CUTOUT VALUES

	Choice 600-900#	Select 600-900#	Choice/Select Spread
Current Cutout Values:	391.47	383.18	8.29
Change from prior day:	(-0.85)	(-2.40)	
Primal Rib	551.27	513.60	
Primal Chuck	335.28	335.87	
Primal Round	330.19	327.83	
Primal Loin	510.11	493.00	
Primal Brisket	348.24	344.76	
Primal Short Plate	305.62	305.62	
Primal Flank	245.85	250.65	
			Load Count:
			Total 83
			Choice 46
			Select 9
			Trimming 15
			Grinds 13

Fresh 50% Trimmings 15 Loads @ 182.20

[AMS 2829/NW LS441](#)

USDA BY-PRODUCT DROP VALUE (STEER) - DAILY

14.65 Change: UNCH

[AMS 2466/LM CT100](#)

5 AREA WEEKLY ACCUMULATED WEIGHTED AVG CATTLE PRICE

As of 10:00 am	Head Count	Avg Weight	Avg Price
Live Steer	34	1,625	256.00
Live Heifer			
Dressed Steer			
Dressed Heifer	155	948	405.00

[AMS 3208/SJ LS710](#)

DAILY CATTLE SLAUGHTER

		Saturday
Today	105,000	14,000
Week Ago	99,000	6,000
Year Ago (act)	118,245	5,294
Week to Date	434,000	448,000
Same Period Last Week	526,000	532,000
Same Period Last Year	482,311	487,605
Previous Day	Steer and Heifer 90,000	
	Cow and Bull 20,000	

[AMS 3209/SJ LS712](#)

BEEF PRODUCTION

	5/30/2026 (Estimate)	Last Week (Estimate)	(Actual)
Slaughter	448,000	532,000	488,000
Live Weights	1469	1469	1424
Dressed Weights	900	901	870
Beef Production (millions of pounds)	403	478	423

[AMS 2825/NW LS410](#)

USDA BEEF CARCASS PRICE EQUIVALENT INDEX VALUE

	Choice 600-900#	Select 600-900#	Dressing percent:	
			Steer	Heifer
Change	\$384.33	\$376.24	63.67	63.66
	(-0.97)	(-1.75)		

[AMS 2455/LM XB405](#)

USDA NATIONAL CUTTER COW CARCASS CUTOUT

359.84 0.21 90% Lean 459.46

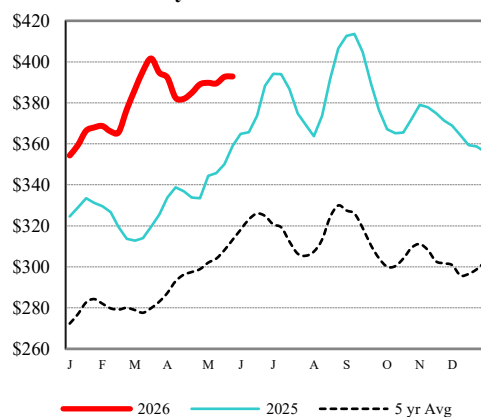
CME LIVE CATTLE

	High	Low	Change	Settle
APR	N/A			
JUN	N/A			
AUG	N/A			

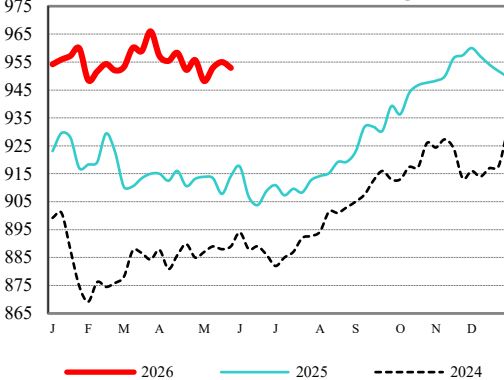
CME FEEDER CATTLE

	High	Low	Change	Settle
APR	N/A			
MAY	N/A			
AUG	N/A			

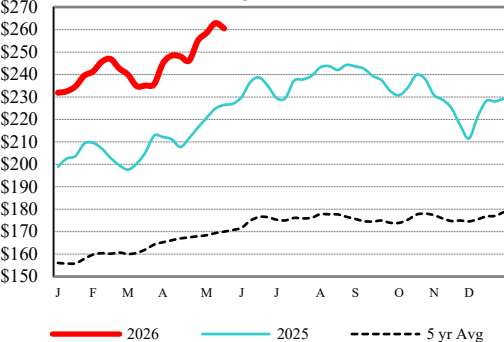
Weekly Choice Cutout



LMR Steer/Heifer Dressed Weights



5 Area Weekly Wtd Avg Steer Price



Weekly Ch/Se Spread

