



Advertised Prices for Specialty Crops Products at Major Grocery Store Outlets ending during the period of 5/23/2026 to 6/4/2026

The information contained in this report reflects prices advertised by major grocery retailers to consumers through circulars and digital promotions and gathered by USDA through a weekly survey.

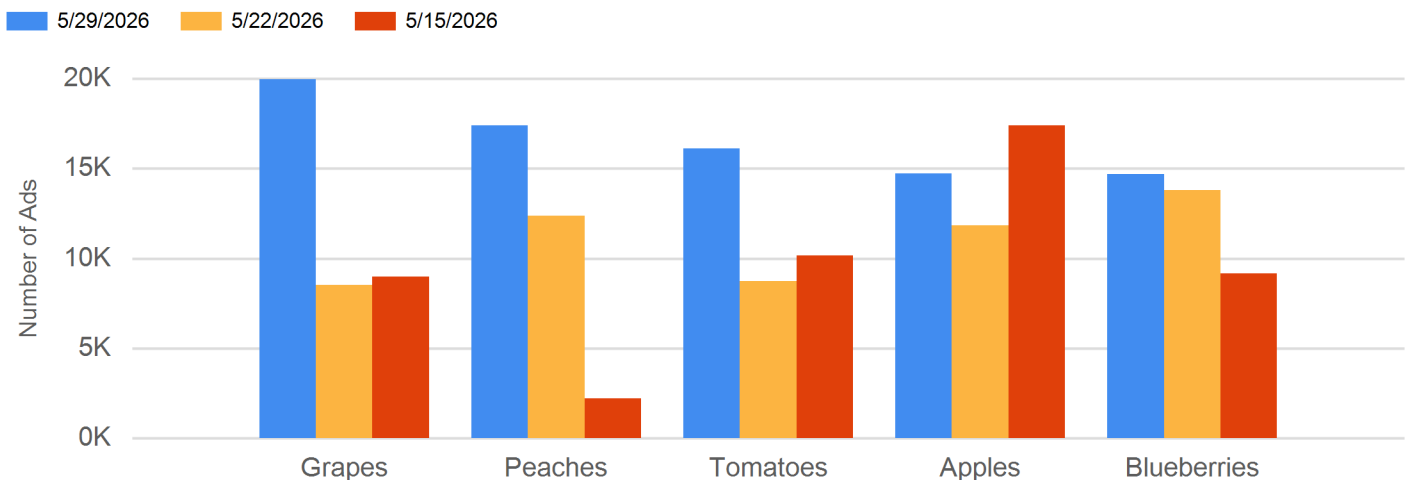
Summer Savings

Fresh summertime produce favorites were the focus of this week's retail promotions. All types of grapes, berries, and stone fruit, along with watermelon, dominated fruit ads, while tomatoes, Bell peppers, sweet corn, salad and cucumbers were among the most popular vegetables this week. Graduations and wedding season were cause for celebration, with specialties from the bakery department along with floral arrangements and roses heavily featured.

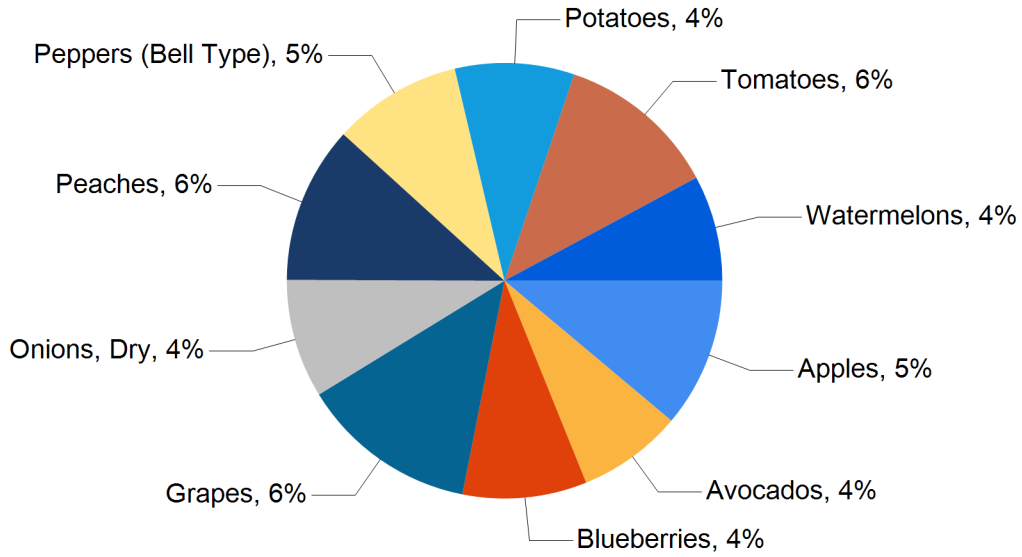
Total ad numbers this week were 291,958, a 4% increase from last week's total of 280,269. The total for the same week last year was 13% lower at 257,846. The total number of ads broken out by commodity groups: fruit 172,086 (59%), onions and potatoes 24,545 (8%), vegetables 92,146 (31%), herbs 1,010, ornamentals 1,604, and hemp 1,577. The number of ads for organic produce was 39,171, 13% of total ads.

The following are the prices of major advertised items (3,000 plus ads) this week, compared to the same week last year. Significant increases in price for fruit this week included red flesh seedless miniature watermelons at 34%, 3 lb. bags of tangerines/mandarins at 31%, yellow flesh peaches at 15%, pineapples (each) at 11%, and white seedless grapes at 10%. Significant decreases included Hass avocados at 22%, blackberries at 19%, and cantaloupes at 12%. There were no significant changes for potatoes and onions this week. Significant increases for vegetables this week included only sweet corn at 18%. Significant decreases in vegetables included only grape tomatoes (10 oz) at 14%.

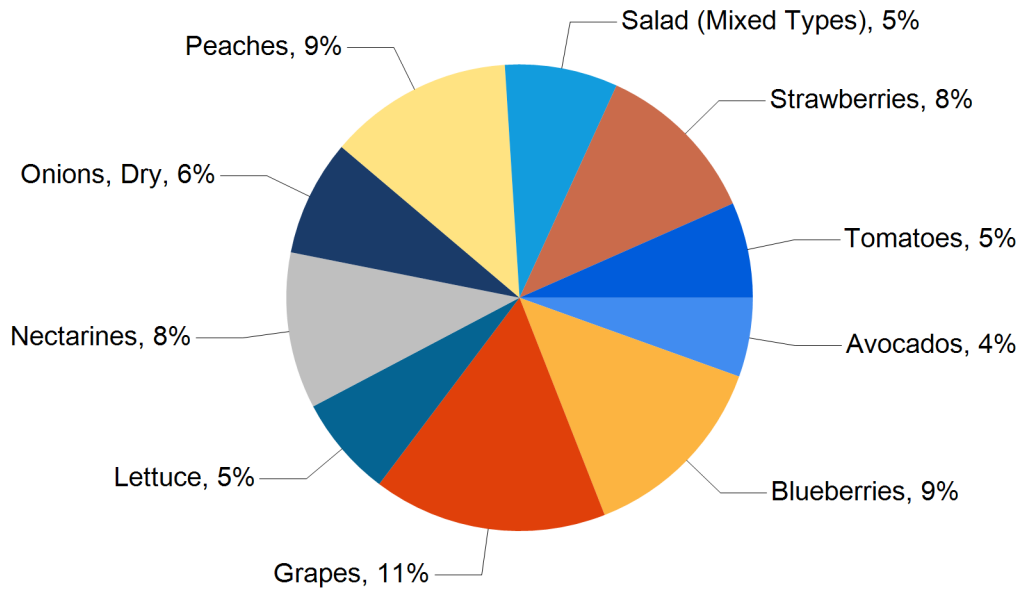
Top 5 Commodities Featured This Week



Top 10 Commodities as Percentage of Total Conventional Ads

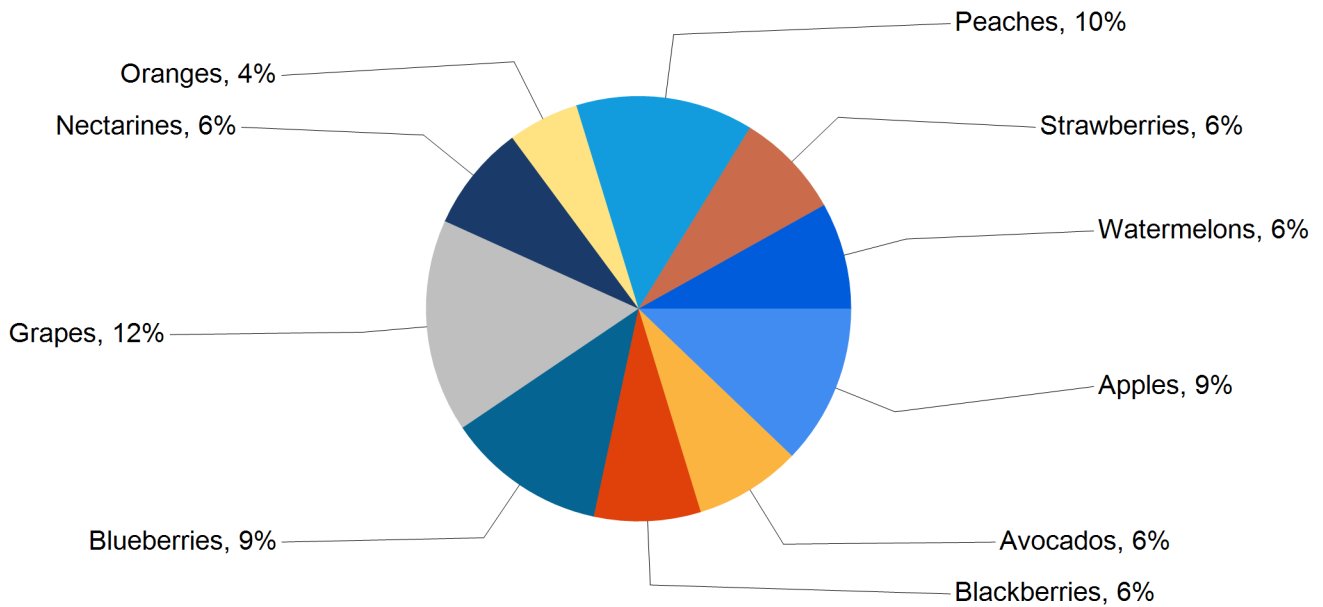


Top 10 Commodities as Percentage of Total Organic Ads

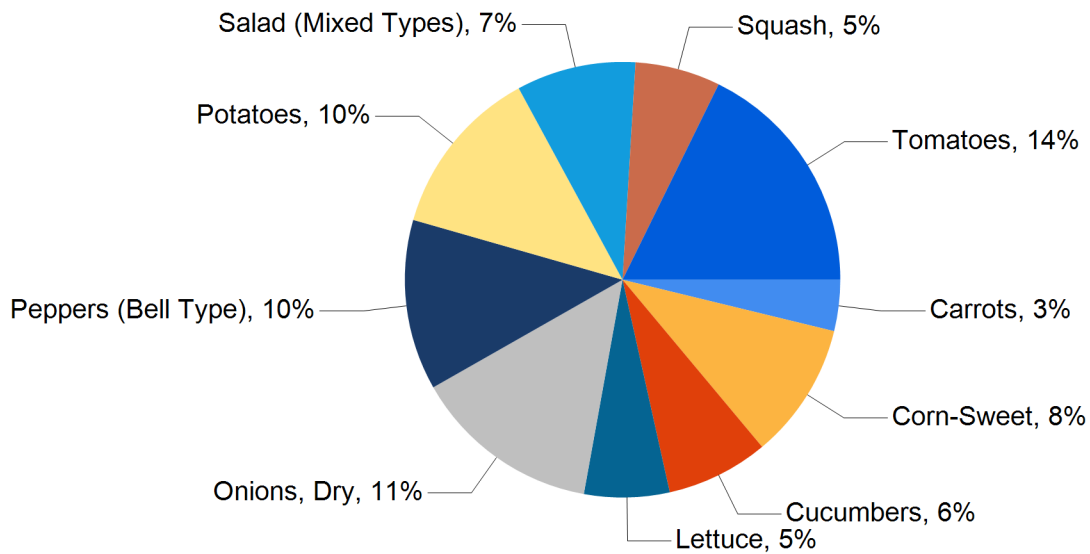


Wtd Avg - Simple weighted average

Top 10 Fruits as Percentage of Total Fruit Ads



Top 10 Vegetables as Percentage of Total Vegetable Ads Including Onions and Potatoes



Wtd Avg - Simple weighted average



NATIONAL CONVENTIONAL SUMMARY

(not including AK & HI)

Fruit								
Commodity	Variety	Unit	THIS WEEK		LAST WEEK		LAST YEAR	
			Number of Ads	Wtd Avg Price	Number of Ads	Wtd Avg Price	Number of Ads	Wtd Avg Price
Apples	COSMIC CRISP	2 lb bag	1,195	5.00	110	2.99		
Apples	COSMIC CRISP	5 lb bag	150	4.99				
Apples	COSMIC CRISP	per lb	2,703	2.24	3,117	1.83	1,148	1.71
Apples	Envy	per lb	834	2.11	2,257	1.76		
Apples	Fuji	3 lb bag	271	2.88			606	3.43
Apples	Fuji	per lb	1,152	1.82	1,012	1.46	1,070	1.63
Apples	Gala/Royal Gala	3 lb bag	131	3.46			1,084	3.66
Apples	Gala/Royal Gala	per lb	776	1.90	379	2.04	592	1.18
Apples	Golden Delicious	3 lb bag	38	3.29				
Apples	Granny Smith	3 lb bag	73	3.68	128	2.99	808	3.71
Apples	Granny Smith	per lb	2,178	1.98	1,071	1.66	98	1.51
Apples	Honeycrisp	2 lb bag	1,195	5.00				
Apples	Honeycrisp	per lb	1,355	2.32	207	2.56	44	1.99
Apples	Jazz	per lb	188	2.19				
Apples	McIntosh	3 lb bag	58	3.19				
Apples	Pink Lady/Cripps Pink	per lb	705	2.11	3,101	1.66	1,006	1.56
Apples	Red Delicious	3 lb bag	153	3.44			750	3.58
Apples	Red Delicious	per lb	117	1.43	281	1.51	232	1.22
Apples, Processed	Juice	64 oz (1/2 gallon)	2,644	2.43	1,145	3.15	2,077	2.43
Apples, Processed	Juice	96 oz (3/4 gallon)	25	3.89				
Apples, Processed	Juice Marked Cider	128 oz (1 gallon)	183	6.99				
Apples, Processed	Juice Marked Cider	64 oz (1/2 gallon)	211	3.86	23	2.49	37	2.50
Apricots		per lb	417	3.70	140	3.83	543	3.98
Avocados	Hass	4 count mesh bags	1,480	4.43	965	3.79		
Avocados	Hass	5 count mesh bags	109	3.99	923	4.03		
Avocados	Hass	each	5,991	0.87	4,621	1.12	3,650	1.12
Avocados	Hass	per lb	31	1.28				
Avocados	Hass-Marked Extra Large	each	472	1.61	271	1.64	160	2.99
Avocados	Hass-Marked Large	each	440	1.19	1,177	1.42	380	1.59
Avocados	Hass-Marked Medium	each	452	1.41	1,033	1.29	1,418	1.11
Avocados	Hass-Marked Small	each	201	0.48	101	0.29	199	0.43
Avocados	Various Greenskin Varieties	each	40	1.99	40	1.99		
Avocados	Various Greenskin Varieties	per lb	34	1.49	31	1.28		
Bananas		per lb	963	0.56	336	0.63	254	0.55
Blackberries		1 pint (11-12 oz cntr w/ lid)	1,548	4.27	453	5.28	620	3.50
Blackberries		5.6-6 oz package	7,166	2.39	2,624	2.72	6,088	2.95

Wtd Avg - Simple weighted average



Weekly Grocery Store Specialty Crops Feature Activity
Friday, May 29, 2026 - Page 5

Commodity	Variety	Unit	THIS WEEK		LAST WEEK		LAST YEAR	
			Number of Ads	Wtd Avg Price	Number of Ads	Wtd Avg Price	Number of Ads	Wtd Avg Price
Blueberries		1 pint (11-12 oz cntr w/ lid)	6,053	3.00	7,832	2.83	4,516	2.96
Blueberries		18 oz package	3,129	4.60	3,663	5.14	2,423	4.56
Blueberries		6 oz package	1,089	3.31	401	3.18	958	2.94
Blueberries		9.8 oz package	730	4.74	117	6.99		
Cantaloupes		each	4,131	2.88	3,012	3.16	3,520	3.29
Cantaloupes		per lb	485	0.79	347	0.80	313	0.58
Cherries	Red Varieties	per lb	5,915	5.40	10,589	4.68	10,416	5.25
Clementines		2 lb bag	103	4.99	484	4.82	434	4.18
Clementines		3 lb bag	838	4.71	136	4.99	1,140	4.53
Coconut	DRY	each	107	1.50	40	1.50		
Grapefruit	RED	3 lb bags	35	3.99	22	3.99		
Grapefruit	RED	each	161	0.99	74	1.00	278	1.03
Grapefruit	RED	per lb	55	0.99			106	1.99
Grapes	Black Seedless	per lb	1,906	2.68	505	2.92	644	2.83
Grapes	Red Globe Seeded Type	per lb	29	1.99				
Grapes	Red Seedless	per lb	6,297	2.53	2,381	3.47	3,619	2.73
Grapes	White Seedless Type	per lb	7,311	2.44	3,152	3.85	2,999	2.22
Honeydews		each	998	3.39	75	2.67	591	3.75
Honeydews		per lb	298	1.03	155	0.99		
Kiwifruit	Hayward	1-lb containers with lids	165	5.36	1,027	4.15	60	3.00
Kiwifruit	Hayward	2-lb containers with lids	190	6.99	445	5.84	225	5.08
Kiwifruit	Hayward	each	43	0.71	509	0.53	605	0.55
Kiwifruit	Yellow Flesh	1 lb bag	199	4.99				
Kiwifruit	Yellow Flesh	1-lb containers with lids	885	5.49	1,691	4.96	1,119	4.76
Kiwifruit	Yellow Flesh	2-lb containers with lids	223	8.31	770	8.41	72	8.88
Kiwifruit	Yellow Flesh	per lb	86	3.69				
Lemons		1 lb bag	74	3.49	133	3.27		
Lemons		2 lb bag	377	4.14	992	3.94	1,236	3.22
Lemons		each	1,218	0.68	2,517	0.66	1,576	0.68
Lemons		per lb	210	1.08			107	0.82
Limes		2 pound bags	91	4.17	1,935	3.97		
Limes		each	1,974	0.41	2,012	0.51	1,223	0.34
Mangoes	Round Varieties	each	965	1.19	1,429	1.03	7,649	1.07
Mangoes	Round Varieties Marked Extra Large	each	95	1.25	257	1.49	234	1.35
Mangoes	Round Varieties Marked Large	each	324	1.04	996	1.10	752	0.92
Mangoes	Yellow Varieties	each	961	1.04	1,473	0.92	3,139	1.28
Nectarines	Various White Flesh Varieties	per lb	2,716	2.96	3,077	3.35	2,651	3.00
Nectarines	Various Yellow Flesh Varieties	2 lb bags	128	2.89	183	5.00		
Nectarines	Various Yellow Flesh Varieties	per lb	4,504	2.89	4,407	3.26	3,883	2.98
Oranges	Blood Orange	each	65	1.25	65	1.25		
Oranges	Navel	3 lb bag	454	4.86	495	4.83	478	5.39

Wtd Avg - Simple weighted average



Weekly Grocery Store Specialty Crops Feature Activity
Friday, May 29, 2026 - Page 6

Commodity	Variety	Unit	THIS WEEK		LAST WEEK		LAST YEAR	
			Number of Ads	Wtd Avg Price	Number of Ads	Wtd Avg Price	Number of Ads	Wtd Avg Price
Oranges	Navel	4 lb bag	1,341	3.77	538	4.99	262	4.78
Oranges	Navel	5 lb bag	325	4.53	277	4.99		
Oranges	Navel	each	1,107	1.05	1,214	0.92	1,562	1.06
Oranges	Navel	per lb	1,779	1.47	1,519	1.51	1,566	1.85
Oranges	Navel, Cara Cara	3 lb bag	551	4.99	611	4.59	425	5.45
Oranges	Navel, Cara Cara	each	20	1.00	65	1.67	272	1.00
Oranges	Valencia	4 lb bag	559	5.00				
Papaya	Maradol/Tainung Types	each	255	0.99				
Papaya	Maradol/Tainung Types	per lb	218	1.10	1,370	1.27	1,337	1.19
Peaches	Various White Flesh Varieties	per lb	4,337	2.92	3,337	3.29	2,971	3.03
Peaches	Various Yellow Flesh Varieties	2 lb bags	162	3.99	701	4.39		
Peaches	Various Yellow Flesh Varieties	per lb	9,402	2.61	8,351	2.50	8,662	2.26
Pears	Bartlett	per lb	45	1.71	322	1.69	708	1.73
Pears	D'Anjou	3 lb bag	2,496	3.27				
Pineapples		each	3,333	3.30	2,772	2.45	2,029	2.98
Pineapples		per lb	46	0.89	23	1.29	142	1.02
Plantains		per lb	102	1.00	464	0.77		
Plums		per lb	1,805	3.02	122	2.99	183	3.49
Pomegranates		each	22	3.99				
Raspberries		1 pint (11-12 oz cntr w/ lid)	1,239	4.41	436	4.59	485	3.51
Raspberries		6 oz package	5,264	3.00	1,627	2.89	4,512	3.31
Strawberries		1 lb package	5,879	3.30	5,684	2.73	6,688	3.21
Strawberries		2 lb package	1,203	4.93	2,203	5.00	2,344	4.82
Tangerines/Mandarins		2 lb bag	128	4.78	137	4.69	791	4.71
Tangerines/Mandarins		3 lb bag	3,111	4.38	3,339	3.55	3,563	3.35
Tangerines/Mandarins		5 lb package	256	7.99			122	6.99
Tangerines/Mandarins		per lb	254	2.40	116	1.38	261	1.52
Watermelons	Red Flesh Seeded Type	each	239	6.99	104	6.98	891	6.75
Watermelons	Red Flesh Seeded Type	per lb	55	0.25	116	0.55	55	0.33
Watermelons	Red Flesh Seedless Miniature	each	3,538	4.45	2,756	3.56	1,424	3.31
Watermelons	Red Flesh Seedless Type	each	4,948	5.84	13,360	5.22	3,569	5.70
Watermelons	Red Flesh Seedless Type	per lb	589	0.60	1,182	0.42	378	0.70

Potatoes & Onions

Commodity	Variety	Unit	THIS WEEK		LAST WEEK		LAST YEAR	
			Number of Ads	Wtd Avg Price	Number of Ads	Wtd Avg Price	Number of Ads	Wtd Avg Price
Onions, Dry	RED	2 lb bag	62	3.10			35	1.50
Onions, Dry	RED	per lb	2,293	1.18	896	1.47	467	1.37
Onions, Dry	WHITE	per lb	283	0.68	541	1.36	652	0.76
Onions, Dry	YELLOW	2 lb bag	134	2.05	130	1.86	611	1.42
Onions, Dry	YELLOW	3 lb bag	1,217	2.47	184	2.31	1,707	3.59
Onions, Dry	YELLOW	per lb	747	1.10	431	0.86	775	0.87
Onions, Dry	YELLOW MARKED SWEET	2 lb bag	670	2.30	964	2.06	393	2.13

Wtd Avg - Simple weighted average



Weekly Grocery Store Specialty Crops Feature Activity
Friday, May 29, 2026 - Page 7

Commodity	Variety	Unit	THIS WEEK		LAST WEEK		LAST YEAR	
			Number of Ads	Wtd Avg Price	Number of Ads	Wtd Avg Price	Number of Ads	Wtd Avg Price
Onions, Dry	YELLOW MARKED SWEET	3 lb bag	2,251	3.78	2,731	3.66	734	3.27
Onions, Dry	YELLOW MARKED SWEET	5 lb bag	323	5.40	572	5.34	61	3.99
Onions, Dry	YELLOW MARKED SWEET	per lb	2,548	1.19	4,030	1.27	2,148	1.33
Potatoes	MIXED COLORS	3 lb bag	190	4.79	215	4.80		
Potatoes	ROUND RED	24 oz bag	408	3.19	1,018	3.43		
Potatoes	ROUND RED	3 lb bag	188	2.49	535	3.39		
Potatoes	ROUND RED	5 lb bag	3,067	3.56	504	4.39	2,954	3.53
Potatoes	ROUND RED	per lb	254	1.07	213	1.06	652	1.00
Potatoes	ROUND WHITE	5 lb bag	366	4.99	106	4.34	395	4.99
Potatoes	ROUND WHITE	per lb	150	0.99	63	0.92	97	1.10
Potatoes	RUSSET	10 lb bag	270	4.23	351	4.03	425	4.16
Potatoes	RUSSET	15 lb bag	25	3.97				
Potatoes	RUSSET	4 lb bag	31	1.50	57	1.49		
Potatoes	RUSSET	5 lb bag	2,687	2.49	5,126	2.78	911	2.55
Potatoes	RUSSET	8 lb bag	185	3.60	188	3.80	95	3.99
Potatoes	RUSSET	per lb	1,293	0.94	1,526	0.94	2,290	0.97
Potatoes	YELLOW TYPE	24 oz bag	536	3.04	814	3.40		
Potatoes	YELLOW TYPE	3 lb bag	63	3.66	873	4.01		
Potatoes	YELLOW TYPE	4 lb bag	272	4.99	272	4.99		
Potatoes	YELLOW TYPE	5 lb bag	502	4.68	169	3.84	1,412	4.16
Potatoes	YELLOW TYPE	per lb	53	0.99	42	1.60	548	1.02

Vegetables

Commodity	Variety	Unit	THIS WEEK		LAST WEEK		LAST YEAR	
			Number of Ads	Wtd Avg Price	Number of Ads	Wtd Avg Price	Number of Ads	Wtd Avg Price
Artichokes		each	113	2.47	60	2.50	348	2.66
Asparagus	GREEN	per lb	3,409	3.09	4,960	3.07	5,903	3.12
Beans	ROUND GREEN TYPE	12 oz bag	716	2.72	1,780	2.57	340	3.12
Beans	ROUND GREEN TYPE	per lb	1,674	2.29	349	1.98	646	1.60
Beets		per bunch	1,402	3.05			65	3.99
Broccoli		per bunch	1,301	2.99	74	1.99	718	2.49
Broccoli	CROWN CUT	per lb	1,115	2.45	2,102	2.03	1,054	1.66
Brussels Sprouts		1 lb bag	27	2.99	27	2.99		
Brussels Sprouts		12 oz bag	685	2.69				
Brussels Sprouts		per lb	146	2.49	35	1.99		
Cabbage	ROUND GREEN TYPE	per lb	2,033	0.74	1,882	0.77	1,203	0.74
Cactus Leaf (Nopales)		1-1.5 lb bags	65	2.49				
Carrots		5 lb film bag	55	3.00			97	3.00
Carrots		per bunch	127	2.42			164	1.99
Carrots		per lb	141	0.74			126	0.59
Carrots	BABY PEELED	1 lb bag	2,619	1.27	412	1.32	1,269	1.37
Carrots	BABY PEELED	2 lb bag	74	1.99	629	2.39	509	2.08
Cauliflower		each	171	4.13	150	2.99	1,173	2.71

Wtd Avg - Simple weighted average



Weekly Grocery Store Specialty Crops Feature Activity
Friday, May 29, 2026 - Page 8

Commodity	Variety	Unit	THIS WEEK		LAST WEEK		LAST YEAR	
			Number of Ads	Wtd Avg Price	Number of Ads	Wtd Avg Price	Number of Ads	Wtd Avg Price
Cauliflower		per lb	22	0.99			234	1.32
Celery		each	22	1.50	306	1.78	301	1.48
Celery		per lb	61	1.69				
Celery	HEARTS	per package	241	2.40	185	2.99	587	2.87
Chayote		each	31	0.50	241	0.80	31	0.33
Chayote		per lb	101	1.90	30	1.29	29	1.29
Cilantro		per bunch	823	0.71	840	0.69	1,233	0.96
Collards		per bunch	299	1.84	59	1.25	126	1.15
Collards		per lb	172	1.68				
Corn-Sweet		each	4,878	0.53	10,225	0.42	4,499	0.45
Corn-Sweet		trays 4-5 ears film wrapped	4,223	4.14	6,255	3.01	2,740	4.13
Cucumbers		each	2,374	0.83	3,464	0.83	3,286	0.85
Cucumbers	LONG SEEDLESS - Greenhouse	each	2,358	1.19	2,963	1.12	1,785	1.10
Cucumbers	PERSIAN - Greenhouse	12-14 oz trays filmwrapped	119	2.77	1,215	2.04		
Cucumbers	PERSIAN - Greenhouse	16 oz bag	244	2.16	291	2.67		
Cucumbers	PERSIAN - Greenhouse	32 oz bag	183	5.00				
Cucumbers	PERSIAN - Greenhouse	5-6 ct trays filmwrapped	1,075	2.66	700	2.24		
Cucumbers	PERSIAN - Greenhouse	per lb	95	0.69				
Cucumbers	Pickles-Kirby Type	per lb	22	0.99				
Curly Parsley		per bunch	125	1.25	65	1.49		
Eggplant		each	146	2.49				
Eggplant		per lb	211	1.62	167	1.49	454	1.47
Garlic		per sleeve	268	2.07	323	2.00	418	2.02
Jalapeno Peppers		per lb	435	1.46	654	1.29	401	0.96
Jicama		per lb	196	0.90	186	0.89		
Kale		per bunch	330	2.00	65	1.99		
Kale		per lb	172	1.68	20	1.49		
Lettuce	Boston	2 count	129	3.99				
Lettuce	Boston	4 oz containers with lid	36	3.00				
Lettuce	Green Leaf	each	329	1.66	114	1.66	591	1.85
Lettuce	Green Leaf	per lb	65	2.49	65	2.49	65	1.99
Lettuce	Iceberg	each	1,258	1.41			2,715	1.59
Lettuce	Red Leaf	each	300	1.67	114	1.66	428	1.84
Lettuce	Red Leaf	per lb	65	2.49	65	2.49	65	1.99
Lettuce	Romaine	each	338	1.71			484	1.80
Lettuce	Romaine	per lb	65	2.49			65	1.99
Lettuce	Romaine (Hearts)	3 count	780	3.85	703	3.42	702	3.07
Mixed Mini Sweet Peppers		1 lb package	790	3.27	701	3.75	1,556	2.80
Mushrooms	CREMINI	6 oz package	86	2.99				
Mushrooms	CREMINI	8 oz package	218	2.42	561	2.65	304	2.71
Mushrooms	CREMINI	per lb	36	5.99			55	5.57

Wtd Avg - Simple weighted average



Weekly Grocery Store Specialty Crops Feature Activity
Friday, May 29, 2026 - Page 9

Commodity	Variety	Unit	THIS WEEK		LAST WEEK		LAST YEAR	
			Number of Ads	Wtd Avg Price	Number of Ads	Wtd Avg Price	Number of Ads	Wtd Avg Price
Mushrooms	PORTOBELLA	6 oz package	252	3.00	334	3.69	435	3.13
Mushrooms	PORTOBELLA	8 oz package	100	3.99				
Mushrooms	WHITE	12 oz tray wrapped	78	2.29				
Mushrooms	WHITE	8 oz package	1,408	2.15	508	1.74	1,144	2.36
Mustard		per bunch	47	0.97				
Onions, Green		per bunch	646	0.78	961	0.81	802	1.10
Onions, Green	BULB TYPE	per bunch	47	0.50	263	0.79		
Peppers (Bell Type)	ASSORTED COLORS	3 count filmbag	1,841	3.85	1,604	3.17		
Peppers (Bell Type)	GREEN	each	2,304	1.00	536	1.11	2,207	0.98
Peppers (Bell Type)	GREEN	per lb	207	1.91	160	2.14	273	1.36
Peppers (Bell Type)	ORANGE - Greenhouse	each	74	1.25	637	1.36	457	1.18
Peppers (Bell Type)	ORANGE	each	1,971	1.39	3,813	1.43	1,910	1.31
Peppers (Bell Type)	ORANGE - Greenhouse	per lb	20	2.99				
Peppers (Bell Type)	ORANGE	per lb	196	3.24	303	3.43	220	2.99
Peppers (Bell Type)	RED - Greenhouse	each	74	1.25	563	1.37	457	1.18
Peppers (Bell Type)	RED	each	2,066	1.45	4,004	1.44	2,127	1.28
Peppers (Bell Type)	RED - Greenhouse	per lb	20	2.99				
Peppers (Bell Type)	RED	per lb	303	3.15	409	3.23	703	2.42
Peppers (Bell Type)	YELLOW - Greenhouse	each	74	1.25	637	1.36	457	1.18
Peppers (Bell Type)	YELLOW	each	1,971	1.39	3,813	1.43	1,910	1.31
Peppers (Bell Type)	YELLOW - Greenhouse	per lb	20	2.99				
Peppers (Bell Type)	YELLOW	per lb	196	3.24	303	3.43	200	2.99
Plain Parsley		per bunch	125	1.25	65	1.49		
Radishes		6-oz film bags	60	1.00				
Radishes		per bunch	95	0.95	654	0.92	593	1.34
Salad (Mixed Types)		10-12 oz package	2,402	2.76	1,512	2.77	1,664	2.80
Salad (Mixed Types)		5-9 oz package	2,986	2.87	1,783	2.80	1,669	2.74
Salad (Mixed Types)	Spring Mix	10-12 oz package	155	4.53				
Salad (Mixed Types)	Spring Mix	5-9 oz package	228	2.98				
Serrano Peppers		per lb	22	0.99			22	0.99
Snow Peas		6 oz bags	219	3.04				
Snow Peas		8 oz bags	219	3.04				
Spinach		per bunch	20	2.00	30	0.99		
Spinach	FLAT TYPE	5-7 oz package	168	3.08	183	3.50	217	3.05
Spinach	FLAT TYPE	8-10 oz package	887	2.44	365	2.60	185	2.75
Squash	Butternut	per lb	34	1.29			26	0.98
Squash	GREY	per lb	156	1.18	294	1.00	358	0.96
Squash	Kabocha	per lb	36	1.29			29	0.99
Squash	Yellow Crookneck/Straightneck	per lb	2,412	1.61	2,468	1.50	4,219	1.42
Squash	Zucchini	per lb	2,860	1.56	4,912	1.34	4,866	1.40
Sugar Snap Peas		6 oz bags	219	3.04				
Sugar Snap Peas		8 oz bags	219	3.04				
Sweet Potatoes		per lb	860	1.23	960	1.14	627	1.01

Wtd Avg - Simple weighted average



Commodity	Variety	Unit	THIS WEEK		LAST WEEK		LAST YEAR	
			Number of Ads	Wtd Avg Price	Number of Ads	Wtd Avg Price	Number of Ads	Wtd Avg Price
Tomatillos		per lb	280	0.76	512	0.93	207	0.79
Tomatoes		per lb	1,494	2.27	237	2.38	400	1.92
Tomatoes	Cherry Type	1 pint package	69	2.99	187	2.00		
Tomatoes	Cherry Type	10 oz package	132	2.74	109	3.00	186	2.53
Tomatoes	Cherry Type	12 oz package	1,840	3.99				
Tomatoes	GRAPE TYPE	1 pint package	1,756	2.40	1,383	2.72	1,174	2.55
Tomatoes	GRAPE TYPE	10 oz package	4,970	2.53	866	2.88	1,549	2.94
Tomatoes	GRAPE TYPE	12 oz package	66	2.05				
Tomatoes	GRAPE TYPE	16 oz	27	3.99	27	3.99		
Tomatoes	Plum Type (Roma)	per lb	657	2.41	626	1.46	1,706	1.63
Tomatoes	VINE RIPES	per lb	35	2.49	122	1.14	1,517	1.34
Tomatoes	VINE RIPES - Greenhouse	per lb	524	2.05	525	2.01	1,724	1.94
Tomatoes	Vine Ripes - Heirloom Varieties - Greenhouse	per lb	173	3.49	593	3.23	190	2.99
Tomatoes	VINE RIPES - ON THE VINE - Greenhouse	per lb	2,581	1.92	2,485	1.79	4,447	1.67
Turnip Tops		per bunch	47	0.97	59	1.25	106	1.13

Other Specialty Crop Items

Commodity	Variety	Unit	THIS WEEK		LAST WEEK		LAST YEAR	
			Number of Ads	Wtd Avg Price	Number of Ads	Wtd Avg Price	Number of Ads	Wtd Avg Price
Hemp Protein		16 oz	227	13.61			52	14.99
Hemp Seeds Shelled		12 oz	60	17.99				
Hemp Seeds Shelled		24 oz	60	15.99				
Hemp Seeds Shelled		8 oz	469	8.36			533	9.36
Honey		12 oz	311	5.68	1,042	5.82		
Honey		16 oz	136	7.01	643	8.58		

Seasonal Items

Commodity	Variety	Unit	THIS WEEK		LAST WEEK		LAST YEAR	
			Number of Ads	Wtd Avg Price	Number of Ads	Wtd Avg Price	Number of Ads	Wtd Avg Price
Ornamentals	Rose, Hybrid Tea	4 Inch Pot	119	8.99				
Ornamentals	Rose, Hybrid Tea	bunched 12s	279	15.28	324	12.98	2,340	13.98
Ornamentals	Tulips	bunched 10s	1,195	8.49				

Wtd Avg - Simple weighted average



REGIONAL CONVENTIONAL DETAILS

Commodity	Variety	Unit	NORTHEAST U.S.				SOUTHEAST U.S.				MIDWEST U.S.			
			Price Range	Number of Ads	Wtd Avg Price	% Marked Local	Price Range	Number of Ads	Wtd Avg Price	% Marked Local	Price Range	Number of Ads	Wtd Avg Price	% Marked Local
FRUIT														
Apples	COSMIC CRISP	2 lb bag					5.00	1195	5.00					
Apples	COSMIC CRISP	per lb	1.99	457	1.99		1.99 - 2.49	1680	2.45		1.68 - 2.49	261	1.82	
Apples	Envy	per lb	1.99 - 2.49	387	2.07						2.19	188	2.19	
Apples	Fuji	3 lb bag	2.49	86	2.49		2.49	90	2.49		3.29	22	3.29	
Apples	Fuji	per lb	2.99	24	2.99		1.28 - 2.99	415	2.22		1.99	106	1.99	
Apples	Gala/Royal Gala	3 lb bag	3.00 - 3.29	58	3.19									
Apples	Gala/Royal Gala	per lb	1.99	272	1.99						1.48 - 1.99	236	1.71	
Apples	Golden Delicious	3 lb bag	3.29	38	3.29									
Apples	Granny Smith	per lb	1.49 - 1.79	467	1.51		2.49	1195	2.49		1.99	106	1.99	
Apples	Honeycrisp	2 lb bag					5.00	1195	5.00					
Apples	Honeycrisp	per lb	3.29	20	3.29		2.49 - 3.29	483	2.68		1.99	581	1.99	
Apples	Jazz	per lb									2.19	188	2.19	
Apples	McIntosh	3 lb bag	3.00 - 3.29	58	3.19									
Apples	Pink Lady/Cripps Pink	per lb					2.49	366	2.49		1.99	106	1.99	
Apples	Red Delicious	3 lb bag	3.00 - 3.29	58	3.19						3.29	22	3.29	
Apples	Red Delicious	per lb					1.59	34	1.59					
Apples, Processed	Juice	64 oz (1/2 gallon)	2.50 - 2.99	392	2.55						1.97 - 3.99	664	2.10	
Apples, Processed	Juice	96 oz (3/4 gallon)									3.89	25	3.89	
Apples, Processed	Juice Marked Cider	128 oz (1 gallon)	6.99	183	6.99									
Apples, Processed	Juice Marked Cider	64 oz (1/2 gallon)	3.99	183	3.99						2.99	28	2.99	
Apricots		per lb									3.99	223	3.99	
Avocados	Hass	4 count mesh bags	3.49 - 6.99	637	5.42		3.49 - 3.88	542	3.56		3.88 - 3.99	95	3.91	
Avocados	Hass	5 count mesh bags	3.99	74	3.99						3.99	35	3.99	
Avocados	Hass	each	0.50 - 1.49	1490	0.87		0.50 - 1.25	1262	0.61		0.59 - 1.67	1317	0.73	
Avocados	Hass	per lb					1.28	31	1.28					
Avocados	Hass-Marked Extra Large	each									1.25	39	1.25	
Avocados	Hass-Marked Large	each	1.00	20	1.00						1.50	49	1.50	
Avocados	Hass-Marked Small	each	1.00	35	1.00									
Avocados	Various Greenskin Varieties	each					1.99	40	1.99					
Avocados	Various Greenskin Varieties	per lb					1.49	34	1.49					
Bananas		per lb	0.59 - 0.79	83	0.71		0.59	40	0.59		0.48 - 0.59	162	0.51	
Blackberries		1 pint (11-12 oz cntn w/ lid)	4.99	322	4.99		3.99	463	3.99		3.99 - 4.99	171	4.86	
Blackberries		5.6-6 oz package	1.49 - 3.99	1852	2.53		1.49 - 3.33	2558	2.17		1.25 - 3.00	1442	2.45	

Wtd Avg - Simple weighted average



Weekly Grocery Store Specialty Crops Feature Activity
Friday, May 29, 2026 - Page 12

Commodity	Variety	Unit	NORTHEAST U.S.				SOUTHEAST U.S.				MIDWEST U.S.			
			Price Range	Number of Ads	Wtd Avg Price	% Marked Local	Price Range	Number of Ads	Wtd Avg Price	% Marked Local	Price Range	Number of Ads	Wtd Avg Price	% Marked Local
Blueberries		1 pint (11-12 oz cntr w/ lid)	1.99 - 3.99	1138	2.87		2.00 - 3.33	3299	2.81		1.50 - 6.49	634	3.40	
Blueberries		18 oz package	6.99	20	6.99		3.99 - 6.99	580	4.60		3.99 - 4.99	769	4.91	
Blueberries		6 oz package	2.50	185	2.50		3.00	53	3.00					
Blueberries		9.8 oz package									3.99	149	3.99	
Cantaloupes		each	2.50 - 3.99	1197	2.77		2.00 - 3.99	1205	3.22		2.50 - 3.50	198	2.69	
Cantaloupes		per lb									0.88	130	0.88	
Cherries	Red Varieties	per lb	3.99 - 6.66	886	4.90		2.49 - 6.66	3284	5.45		3.88 - 7.99	782	5.82	
Clementines		2 lb bag									4.99	103	4.99	
Clementines		3 lb bag	4.99 - 5.95	219	5.12									
Coconut	DRY	each	1.50	107	1.50									
Grapefruit	RED	3 lb bags									3.99	35	3.99	
Grapefruit	RED	each					0.99 - 1.00	108	1.00					
Grapes	Black Seedless	per lb	2.49 - 2.99	532	2.82		2.99	74	2.99		2.79 - 2.99	369	2.91	11
Grapes	Red Globe Seeded Type	per lb	1.99	29	1.99									
Grapes	Red Seedless	per lb	1.99 - 3.49	1043	2.62		1.99 - 3.99	2498	2.56		1.79 - 2.99	669	2.72	
Grapes	White Seedless Type	per lb	1.69 - 3.49	1125	2.13		1.69 - 3.99	2204	3.05		1.69 - 3.49	1342	2.10	
Honeydews		each	4.99	183	4.99		1.50	31	1.50		2.00 - 2.50	171	2.44	
Honeydews		per lb									0.88	130	0.88	
Kiwifruit	Hayward	2-lb containers with lids	6.99	190	6.99									
Kiwifruit	Hayward	each	0.67	20	0.67						0.75	23	0.75	
Kiwifruit	Yellow Flesh	1-lb containers with lids	4.69 - 5.99	450	5.70		3.69 - 4.99	164	4.28		4.99	28	4.99	
Kiwifruit	Yellow Flesh	2-lb containers with lids	9.99	36	9.99									
Kiwifruit	Yellow Flesh	per lb	3.69	86	3.69									
Lemons		1 lb bag					3.49	74	3.49					
Lemons		2 lb bag	3.99	263	3.99		3.88	53	3.88					
Lemons		each	0.49 - 0.75	529	0.56		0.75 - 0.89	172	0.84		0.79 - 1.00	145	0.85	
Lemons		per lb	0.83	65	0.83						0.99 - 2.49	44	1.74	
Limes		each	0.33 - 0.75	316	0.54		0.33	1128	0.33		0.79	106	0.79	
Mangoes	Round Varieties	each	0.79 - 2.50	74	1.25		1.33	34	1.33		0.99 - 1.67	147	1.38	
Mangoes	Yellow Varieties	each	0.49 - 1.39	208	1.02		0.49 - 1.39	176	0.93		0.99 - 1.39	89	1.29	
Nectarines	Various White Flesh Varieties	per lb	1.99 - 4.99	339	2.73		2.48 - 3.99	304	3.06		2.99 - 3.99	982	3.25	
Nectarines	Various Yellow Flesh Varieties	per lb	1.69 - 3.99	1078	2.65		1.79 - 2.48	464	2.07		2.99 - 3.99	937	3.26	
Oranges	Blood Orange	each	1.25	65	1.25									
Oranges	Navel	3 lb bag					4.88 - 4.99	419	4.98		3.49	35	3.49	
Oranges	Navel	4 lb bag	5.00	29	5.00		3.49	751	3.49		4.99	103	4.99	
Oranges	Navel	5 lb bag	4.99	175	4.99									
Oranges	Navel	each	0.88 - 1.00	599	0.92		0.99 - 1.25	474	1.19					
Oranges	Navel	per lb					1.69	1195	1.69		1.49 - 1.66	47	1.58	
Oranges	Navel, Cara Cara	3 lb bag	4.99	185	4.99		4.99	366	4.99					
Oranges	Navel, Cara Cara	each	1.00	20	1.00									
Oranges	Valencia	4 lb bag									5.00	559	5.00	
Papaya	Maradol/Tainung Types	per lb	1.29	54	1.29		1.49	40	1.49		0.99	22	0.99	

Wtd Avg - Simple weighted average



Weekly Grocery Store Specialty Crops Feature Activity
Friday, May 29, 2026 - Page 13

Commodity	Variety	Unit	NORTHEAST U.S.				SOUTHEAST U.S.				MIDWEST U.S.			
			Price Range	Number of Ads	Wtd Avg Price	% Marked Local	Price Range	Number of Ads	Wtd Avg Price	% Marked Local	Price Range	Number of Ads	Wtd Avg Price	% Marked Local
Peaches	Various White Flesh Varieties	per lb	1.99 - 4.99	359	2.80		0.99 - 3.99	1627	2.96		2.99 - 3.48	838	3.07	
Peaches	Various Yellow Flesh Varieties	2 lb bags	3.99	162	3.99									
Peaches	Various Yellow Flesh Varieties	per lb	1.45 - 3.99	2173	2.25		0.99 - 2.99	2369	2.52		0.99 - 4.99	1722	2.73	
Pears	Bartlett	per lb	1.49	25	1.49						1.99	20	1.99	
Pears	D'Anjou	3 lb bag	3.19	542	3.19		3.29	751	3.29		3.29	862	3.29	
Pineapples		each	2.29 - 5.99	490	3.46		1.99 - 4.00	729	3.76		2.49 - 2.99	695	2.57	
Plums		per lb					2.99	1195	2.99		2.99	22	2.99	
Pomegranates		each									3.99	22	3.99	
Raspberries		1 pint (11-12 oz cntr w/ lid)					3.99	463	3.99					
Raspberries		6 oz package	2.50 - 3.99	1316	3.10		3.33 - 3.99	1268	3.37		1.50 - 2.99	1718	2.30	
Strawberries		1 lb package	1.49 - 4.00	1623	3.25		2.50 - 4.00	1770	3.70		2.00 - 4.99	943	2.78	
Strawberries		2 lb package					4.99	463	4.99		3.99 - 4.99	208	4.46	
Tangerines/Mandarins		2 lb bag	4.49 - 4.99	128	4.78									
Tangerines/Mandarins		3 lb bag	2.99 - 4.99	485	3.29		3.99 - 5.99	829	4.87		2.99 - 5.99	990	4.37	
Tangerines/Mandarins		per lb					2.99	37	2.99					
Watermelons	Red Flesh Seeded Type	each	6.99	183	6.99						6.99	22	6.99	
Watermelons	Red Flesh Seedless Miniature	each	2.50 - 4.99	392	3.69		2.99 - 5.99	1423	5.51		2.50 - 3.99	421	3.43	
Watermelons	Red Flesh Seedless Type	each	4.99 - 6.99	798	5.96		2.98 - 6.99	1310	6.29	35	4.88 - 5.99	1417	5.39	
Watermelons	Red Flesh Seedless Type	per lb	0.79 - 0.99	118	0.87									

POTATOES & ONIONS

Onions, Dry	RED	2 lb bag	2.50 - 3.99	62	3.10									
Onions, Dry	RED	per lb	0.99 - 1.29	685	1.11		0.99 - 1.19	1134	1.18		0.99	22	0.99	
Onions, Dry	YELLOW	2 lb bag	2.19	38	2.19						1.99	96	1.99	
Onions, Dry	YELLOW	3 lb bag	1.99	24	1.99		1.99 - 3.99	289	2.28		1.99 - 2.99	711	2.64	
Onions, Dry	YELLOW	per lb	0.99 - 1.99	100	1.64		0.50 - 0.99	65	0.76					
Onions, Dry	YELLOW MARKED SWEET	2 lb bag									1.99 - 2.99	548	2.15	
Onions, Dry	YELLOW MARKED SWEET	3 lb bag	2.99 - 3.99	560	3.52		3.00 - 3.99	1497	3.94		2.99 - 3.99	167	3.21	
Onions, Dry	YELLOW MARKED SWEET	5 lb bag	4.99 - 5.99	209	5.62						4.99	114	4.99	
Onions, Dry	YELLOW MARKED SWEET	per lb	0.99 - 1.69	620	1.23		0.99 - 1.69	1395	1.13		0.99 - 1.49	226	1.42	
Potatoes	MIXED COLORS	3 lb bag	5.00	163	5.00									
Potatoes	ROUND RED	24 oz bag	2.99	24	2.99		2.99	228	2.99					
Potatoes	ROUND RED	3 lb bag									1.50	22	1.50	
Potatoes	ROUND RED	5 lb bag	2.99 - 4.99	170	4.31		2.49 - 4.99	2748	3.51		2.99 - 4.00	149	3.76	
Potatoes	ROUND RED	per lb	1.29	65	1.29						0.99	39	0.99	
Potatoes	ROUND WHITE	5 lb bag					4.99	366	4.99					

Wtd Avg - Simple weighted average



Commodity	Variety	Unit	NORTHEAST U.S.				SOUTHEAST U.S.				MIDWEST U.S.			
			Price Range	Number of Ads	Wtd Avg Price	% Marked Local	Price Range	Number of Ads	Wtd Avg Price	% Marked Local	Price Range	Number of Ads	Wtd Avg Price	% Marked Local
Potatoes	RUSSET	10 lb bag	7.99	65	7.99									
Potatoes	RUSSET	15 lb bag								3.97	25	3.97		
Potatoes	RUSSET	4 lb bag					1.50	31	1.50					
Potatoes	RUSSET	5 lb bag	1.99 - 5.99	307	3.03		1.99 - 2.99	284	2.20	1.49 - 2.99	1195	2.45		
Potatoes	RUSSET	8 lb bag					2.69	37	2.69	2.99	22	2.99		
Potatoes	RUSSET	per lb	0.79 - 0.99	808	0.98		0.99	108	0.99	0.89 - 0.99	174	0.96		
Potatoes	YELLOW TYPE	24 oz bag	2.99	24	2.99		2.99	228	2.99					
Potatoes	YELLOW TYPE	4 lb bag	4.99	272	4.99									
Potatoes	YELLOW TYPE	5 lb bag	2.99	22	2.99		4.99	366	4.99	4.00	114	4.00		

VEGETABLES

Asparagus	GREEN	per lb	2.99 - 3.99	417	3.53		1.99 - 3.99	1550	3.89	1.85 - 2.99	1390	2.07	23
Beans	ROUND GREEN TYPE	12 oz bag	2.50 - 2.99	668	2.70					2.99 - 3.00	48	3.00	
Beans	ROUND GREEN TYPE	per lb	1.49 - 1.79	214	1.53		1.68 - 2.50	1321	2.47	0.99 - 1.79	79	1.52	
Beets		per bunch	2.50 - 4.99	207	3.37	31	2.99	1195	2.99				
Broccoli		per bunch					2.99	1195	2.99	2.99	106	2.99	
Broccoli	CROWN CUT	per lb	1.99 - 2.99	400	2.31		1.99 - 2.54	160	2.29	2.49 - 2.99	109	2.62	
Brussels Sprouts		12 oz bag	2.50 - 2.99	685	2.69								
Cabbage	ROUND GREEN TYPE	per lb	0.69 - 0.99	215	0.81		0.49 - 0.99	970	0.81	0.79	103	0.79	
Carrots		per bunch	2.00 - 2.50	127	2.42								
Carrots	BABY PEELED	1 lb bag	0.99 - 1.99	650	1.34		0.99 - 1.79	1322	1.13	1.00 - 1.50	183	1.32	
Carrots	BABY PEELED	2 lb bag	1.99	74	1.99								
Cauliflower		each	5.99	65	5.99					2.99	106	2.99	
Cauliflower		per lb								0.99	22	0.99	
Celery		each								1.50	22	1.50	
Celery	HEARTS	per package								2.49	199	2.49	
Chayote		each					0.50	31	0.50				
Chayote		per lb	0.95	29	0.95								
Cilantro		per bunch	0.79 - 0.99	357	0.98	18							
Collards		per bunch	2.00	24	2.00		2.00	228	2.00				
Collards		per lb	1.49 - 1.99	172	1.68	37							
Corn-Sweet		each	0.50 - 0.80	1167	0.55		0.20 - 0.75	2042	0.56	0.33 - 0.75	864	0.40	2
Corn-Sweet		trays 4-5 ears film wrapped	0.60 - 5.00	555	3.93		2.50 - 4.00	961	3.58	3.79 - 4.99	1073	3.98	
Cucumbers		each	0.69 - 0.99	320	0.77		0.33 - 2.00	628	0.96	0.69 - 0.79	677	0.78	
Cucumbers	LONG SEEDLESS - Greenhouse	each	0.66 - 1.67	390	1.10		0.99 - 1.50	1303	1.02	0.99 - 1.50	422	1.38	
Cucumbers	PERSIAN - Greenhouse	12-14 oz trays filmwrapped	2.99 - 3.49	45	3.21		2.50	74	2.50				
Cucumbers	PERSIAN - Greenhouse	16 oz bag					2.00 - 2.50	224	2.08	2.99	20	2.99	
Cucumbers	PERSIAN - Greenhouse	32 oz bag	5.00	183	5.00								
Cucumbers	PERSIAN - Greenhouse	5-6 ct trays filmwrapped	1.99 - 3.00	587	2.63		3.00	228	3.00	1.69 - 3.00	172	2.72	
Cucumbers	Pickles-Kirby Type	per lb								0.99	22	0.99	
Curly Parsley		per bunch	1.49	65	1.49	100							
Eggplant		per lb	1.29 - 2.49	176	1.65					1.49	35	1.49	

Wtd Avg - Simple weighted average



Weekly Grocery Store Specialty Crops Feature Activity
Friday, May 29, 2026 - Page 15

Commodity	Variety	Unit	NORTHEAST U.S.				SOUTHEAST U.S.				MIDWEST U.S.			
			Price Range	Number of Ads	Wtd Avg Price	% Marked Local	Price Range	Number of Ads	Wtd Avg Price	% Marked Local	Price Range	Number of Ads	Wtd Avg Price	% Marked Local
Garlic		per sleeve	2.00 - 2.99	100	2.64									
Jalapeno Peppers		per lb	1.79	272	1.79					0.99	22	0.99		
Kale		per bunch	1.99 - 2.00	102	1.99		2.00	228	2.00					
Kale		per lb	1.49 - 1.99	172	1.68	37								
Lettuce	Boston	2 count	3.99	129	3.99									
Lettuce	Green Leaf	each	1.49 - 1.50	219	1.49	86								
Lettuce	Green Leaf	per lb	2.49	65	2.49	100								
Lettuce	Iceberg	each	2.49	76	2.49		1.29	1094	1.29	1.69	22	1.69		
Lettuce	Red Leaf	each	1.49	190	1.49	100								
Lettuce	Red Leaf	per lb	2.49	65	2.49	100								
Lettuce	Romaine	each	1.49 - 1.99	228	1.57	83								
Lettuce	Romaine	per lb	2.49	65	2.49	100								
Lettuce	Romaine (Hearts)	3 count					3.99	74	3.99	2.99 - 3.99	238	3.83		
Mixed Mini Sweet Peppers		1 lb package	2.50 - 2.99	313	2.76		2.99	37	2.99	3.00 - 3.99	398	3.62		
Mushrooms	CREMINI	6 oz package					2.99	65	2.99					
Mushrooms	CREMINI	8 oz package	2.00 - 2.50	108	2.30					2.50	28	2.50		
Mushrooms	CREMINI	per lb	5.99	36	5.99									
Mushrooms	PORTOBELLA	6 oz package	3.00	24	3.00		3.00	228	3.00					
Mushrooms	PORTOBELLA	8 oz package								3.99	39	3.99		
Mushrooms	WHITE	12 oz tray wrapped	2.29	78	2.29									
Mushrooms	WHITE	8 oz package	1.50 - 2.69	652	2.06		1.99 - 2.00	299	2.00	1.50 - 3.99	331	2.18		
Onions, Green		per bunch	0.40 - 0.99	378	0.89	17	0.59	37	0.59	0.59 - 0.79	55	0.66		
Peppers (Bell Type)	ASSORTED COLORS	3 count filmbag	3.99 - 5.99	358	4.65		3.29	1094	3.29	4.99 - 5.99	216	5.86		
Peppers (Bell Type)	GREEN	each	1.00 - 1.50	155	1.08		0.33 - 1.50	594	0.78	0.69 - 1.09	594	1.07		
Peppers (Bell Type)	GREEN	per lb	1.69 - 2.49	136	2.17		1.28 - 1.49	71	1.40					
Peppers (Bell Type)	ORANGE - Greenhouse	each					1.25	74	1.25					
Peppers (Bell Type)	ORANGE	each	0.99 - 1.79	770	1.32		1.50 - 1.79	281	1.74	0.67 - 1.66	221	1.42		
Peppers (Bell Type)	ORANGE - Greenhouse	per lb	2.99	20	2.99									
Peppers (Bell Type)	ORANGE	per lb	2.49 - 3.99	82	2.89					3.49	114	3.49		
Peppers (Bell Type)	RED - Greenhouse	each					1.25	74	1.25					
Peppers (Bell Type)	RED	each	0.99 - 2.99	844	1.46		1.49 - 1.79	302	1.72	0.67 - 1.66	221	1.42		
Peppers (Bell Type)	RED - Greenhouse	per lb	2.99	20	2.99									
Peppers (Bell Type)	RED	per lb	2.49 - 3.99	189	2.95					3.49	114	3.49		
Peppers (Bell Type)	YELLOW - Greenhouse	each					1.25	74	1.25					
Peppers (Bell Type)	YELLOW	each	0.99 - 1.79	770	1.32		1.50 - 1.79	281	1.74	0.67 - 1.66	221	1.42		
Peppers (Bell Type)	YELLOW - Greenhouse	per lb	2.99	20	2.99									
Peppers (Bell Type)	YELLOW	per lb	2.49 - 3.99	82	2.89					3.49	114	3.49		

Wtd Avg - Simple weighted average



Weekly Grocery Store Specialty Crops Feature Activity
Friday, May 29, 2026 - Page 16

Commodity	Variety	Unit	NORTHEAST U.S.				SOUTHEAST U.S.				MIDWEST U.S.			
			Price Range	Number of Ads	Wtd Avg Price	% Marked Local	Price Range	Number of Ads	Wtd Avg Price	% Marked Local	Price Range	Number of Ads	Wtd Avg Price	% Marked Local
Plain Parsley		per bunch	1.49	65	1.49	100								
Salad (Mixed Types)		10-12 oz package	1.99 - 3.00	718	2.79		2.00 - 3.66	565	3.43		2.50 - 3.00	119	2.83	
Salad (Mixed Types)		5-9 oz package	0.99 - 5.49	665	3.01		2.50 - 3.66	1668	3.16		2.50 - 3.00	119	2.83	
Salad (Mixed Types)	Spring Mix	10-12 oz package	3.00	29	3.00									
Salad (Mixed Types)	Spring Mix	5-9 oz package	3.00	29	3.00					3.50	96	3.50		
Serrano Peppers		per lb								0.99	22	0.99		
Snow Peas		6 oz bags								2.99 - 3.49	219	3.04		
Snow Peas		8 oz bags								2.99 - 3.49	219	3.04		
Spinach		per bunch	2.00	20	2.00									
Spinach	FLAT TYPE	5-7 oz package	3.99	65	3.99									
Spinach	FLAT TYPE	8-10 oz package	1.99 - 3.50	563	2.61		1.99	228	1.99		2.50	96	2.50	
Squash	Butternut	per lb					1.29	34	1.29					
Squash	Kabocha	per lb	1.29	36	1.29									
Squash	Yellow Crookneck/Strai ghtneck	per lb	0.99 - 1.99	757	1.51		0.99 - 1.99	1146	1.70		0.99 - 1.99	171	1.76	
Squash	Zucchini	per lb	0.99 - 1.99	1245	1.41		1.19 - 1.99	1106	1.73		0.99 - 1.99	171	1.76	
Sugar Snap Peas		6 oz bags								2.99 - 3.49	219	3.04		
Sugar Snap Peas		8 oz bags								2.99 - 3.49	219	3.04		
Sweet Potatoes		per lb	0.99 - 1.49	314	1.30		0.99 - 1.49	369	1.28		0.99	130	0.99	
Tomatoes		per lb	1.49	107	1.49		0.98 - 2.49	1260	2.41					
Tomatoes	Cherry Type	1 pint package	2.99	46	2.99									
Tomatoes	Cherry Type	10 oz package								1.50	22	1.50		
Tomatoes	Cherry Type	12 oz package	3.99	339	3.99		3.99	367	3.99		3.99	404	3.99	
Tomatoes	GRAPE TYPE	1 pint package	1.67 - 2.99	365	2.53		1.99 - 2.99	1050	2.23		0.99 - 3.00	276	2.84	
Tomatoes	GRAPE TYPE	10 oz package	1.99 - 3.99	985	2.30		2.50 - 3.50	1631	2.98		1.99 - 3.00	1566	2.19	
Tomatoes	Plum Type (Roma)	per lb	1.79	272	1.79		1.28	31	1.28					
Tomatoes	VINE RIPES - Greenhouse	per lb					1.99	440	1.99					
Tomatoes	VINE RIPES	per lb								2.49	35	2.49		
Tomatoes	Vine Ripes - Heirloom Varieties - Greenhouse	per lb	3.49	150	3.49					3.49	23	3.49		
Tomatoes	VINE RIPES - ON THE VINE - Greenhouse	per lb	1.95 - 3.99	515	2.23		1.49 - 2.99	1346	1.63		1.99 - 2.29	267	2.27	
OTHER SPECIALTY CROP ITEMS														
Hemp Protein		16 oz									11.79 - 13.99	227	13.61	
Hemp Seeds Shelled		12 oz									17.99	60	17.99	
Hemp Seeds Shelled		24 oz									15.99	60	15.99	
Hemp Seeds Shelled		8 oz									6.99 - 9.99	436	8.42	
Honey		12 oz	3.99 - 5.99	149	5.43						3.79	96	3.79	
Honey		16 oz	9.99	18	9.99	100					5.99 - 6.69	118	6.56	

Wtd Avg - Simple weighted average



Commodity	Variety	Unit	NORTHEAST U.S.				SOUTHEAST U.S.				MIDWEST U.S.			
			Price Range	Number of Ads	Wtd Avg Price	% Marked Local	Price Range	Number of Ads	Wtd Avg Price	% Marked Local	Price Range	Number of Ads	Wtd Avg Price	% Marked Local
SEASONAL ITEMS														
Ornamentals	Rose, Hybrid Tea	4 Inch Pot					8.99	119	8.99					
Ornamentals	Rose, Hybrid Tea	bunched 12s	9.99	86	9.99									
Ornamentals	Tulips	bunched 10s					8.49	1195	8.49					

Wtd Avg - Simple weighted average



Commodity	Variety	Unit	SOUTH CENTRAL U.S.				SOUTHWEST U.S.				NORTHWEST U.S.				
			Price Range	Number of Ads	Wtd Avg Price	% Marked Local	Price Range	Number of Ads	Wtd Avg Price	% Marked Local	Price Range	Number of Ads	Wtd Avg Price	% Marked Local	
FRUIT															
Apples	COSMIC CRISP	5 lb bag										4.99	150	4.99	
Apples	COSMIC CRISP	per lb	1.49 - 1.78	160	1.58		1.99	122	1.99			1.99	23	1.99	100
Apples	Envy	per lb	2.49	60	2.49		1.99	199	1.99						
Apples	Fuji	3 lb bag					3.68	73	3.68						
Apples	Fuji	per lb					0.99 - 1.99	585	1.45			2.29	22	2.29	
Apples	Gala/Royal Gala	3 lb bag					3.68	73	3.68						
Apples	Gala/Royal Gala	per lb					1.99	268	1.99						
Apples	Granny Smith	3 lb bag					3.68	73	3.68						
Apples	Granny Smith	per lb	1.27	47	1.27		0.99	363	0.99						
Apples	Honeycrisp	per lb	1.88	23	1.88		2.49	187	2.49			1.99	61	1.99	100
Apples	Pink Lady/Cripps Pink	per lb					0.99 - 1.99	210	1.57			1.49	23	1.49	
Apples	Red Delicious	3 lb bag					3.68	73	3.68						
Apples	Red Delicious	per lb	1.27 - 1.49	83	1.37										
Apples, Processed	Juice	64 oz (1/2 gallon)	1.49 - 2.99	420	2.26		1.49 - 2.79	740	2.27			3.00 - 3.99	428	3.28	28
Apricots		per lb	3.99	95	3.99		1.99 - 4.99	99	2.78						
Avocados	Hass	4 count mesh bags	3.88	75	3.88		3.88	109	3.88			3.88	22	3.88	
Avocados	Hass	each	0.49 - 1.49	641	0.71		0.55 - 1.67	1258	1.35	9		1.25	23	1.25	
Avocados	Hass-Marked Extra Large	each					1.25 - 2.50	352	1.63	7		1.67	81	1.67	
Avocados	Hass-Marked Large	each	0.79 - 1.50	165	1.02		0.99 - 1.67	145	1.19			1.50	61	1.50	
Avocados	Hass-Marked Medium	each	0.89	70	0.89		1.50	382	1.50	50					
Avocados	Hass-Marked Small	each	0.44	65	0.44		0.33	101	0.33						
Bananas		per lb	0.49	34	0.49		0.49 - 0.69	644	0.56						
Blackberries		1 pint (11-12 oz cntr w/ lid)	2.99 - 3.50	348	3.47		3.97 - 5.49	244	4.60						
Blackberries		5.6-6 oz package	1.49 - 2.99	830	2.04		2.50 - 4.99	439	3.44	18		2.50 - 3.95	45	3.21	
Blueberries		1 pint (11-12 oz cntr w/ lid)	2.50 - 3.99	921	3.35							5.99	61	5.99	
Blueberries		18 oz package	2.97 - 3.99	651	3.48		2.99 - 6.99	963	5.11			3.99 - 4.88	146	4.21	
Blueberries		6 oz package					2.50 - 4.99	806	3.51	33		2.99 - 3.95	45	3.46	
Blueberries		9.8 oz package	3.99 - 4.99	358	4.90		4.99	223	4.99						
Cantaloupes		each	1.97 - 3.99	669	2.52		1.50 - 2.99	671	2.69	18		2.98 - 3.99	191	3.56	
Cantaloupes		per lb	1.49	103	1.49		0.33 - 0.50	229	0.42			0.79	23	0.79	
Cherries	Red Varieties	per lb	4.77 - 6.66	379	5.49		3.97 - 6.99	257	5.42			4.99 - 6.66	327	5.10	
Clementines		3 lb bag	3.99 - 6.99	525	4.76		3.49	94	3.49	100					
Grapefruit	RED	each					0.99	53	0.99						
Grapefruit	RED	per lb					0.99	55	0.99						
Grapes	Black Seedless	per lb	1.49 - 2.79	313	2.40		1.99 - 2.79	495	2.49			2.69	123	2.69	
Grapes	Red Seedless	per lb	1.49 - 2.99	966	2.21		1.29 - 4.99	916	2.55			1.99 - 2.99	205	2.61	
Grapes	White Seedless Type	per lb	1.49 - 2.98	873	2.18		1.29 - 4.99	1390	2.22			1.99 - 2.99	377	2.39	
Honeydews		each	2.50 - 3.99	613	3.27										
Honeydews		per lb	1.49	103	1.49		0.50	42	0.50			0.79	23	0.79	

Wtd Avg - Simple weighted average



Weekly Grocery Store Specialty Crops Feature Activity
Friday, May 29, 2026 - Page 19

Commodity	Variety	Unit	SOUTH CENTRAL U.S.				SOUTHWEST U.S.				NORTHWEST U.S.			
			Price Range	Number of Ads	Wtd Avg Price	% Marked Local	Price Range	Number of Ads	Wtd Avg Price	% Marked Local	Price Range	Number of Ads	Wtd Avg Price	% Marked Local
Kiwifruit	Hayward	1-lb containers with lids					4.99	42	4.99		5.49	123	5.49	
Kiwifruit	Yellow Flesh	1 lb bag					4.99	199	4.99					
Kiwifruit	Yellow Flesh	1-lb containers with lids	6.66	75	6.66		5.00	26	5.00		5.49 - 5.98	142	5.77	
Kiwifruit	Yellow Flesh	2-lb containers with lids					7.99	187	7.99					
Lemons		2 lb bag									4.99	61	4.99	
Lemons		each	0.66 - 1.00	116	0.86		0.50	146	0.50		0.79	110	0.79	
Lemons		per lb					0.89 - 0.99	101	0.94					
Limes		2 pound bags	2.49	30	2.49						4.99	61	4.99	
Limes		each	0.17 - 0.20	168	0.19		0.50	146	0.50		0.79	110	0.79	
Mangoes	Round Varieties	each	0.99 - 1.50	54	1.28		0.99 - 1.25	656	1.13					
Mangoes	Round Varieties Marked Extra Large	each	1.25	95	1.25									
Mangoes	Round Varieties Marked Large	each	0.89	65	0.89		0.99 - 1.50	259	1.08					
Mangoes	Yellow Varieties	each	0.50 - 1.39	260	0.95		0.33 - 1.39	170	1.01		1.39 - 1.67	58	1.56	
Nectarines	Various White Flesh Varieties	per lb	2.39 - 2.99	256	2.61		1.99 - 3.99	774	2.86	39	1.88	61	1.88	
Nectarines	Various Yellow Flesh Varieties	2 lb bags					2.89	128	2.89					
Nectarines	Various Yellow Flesh Varieties	per lb	1.89 - 3.99	714	2.83		1.49 - 4.49	945	3.27	65	1.88 - 2.99	366	2.81	
Oranges	Navel	4 lb bag	3.49 - 4.98	458	3.87									
Oranges	Navel	5 lb bag									3.99	150	3.99	
Oranges	Navel	each	1.25	34	1.25									
Oranges	Navel	per lb	0.89 - 1.99	125	1.73		0.49 - 0.89	107	0.66		0.79	305	0.79	
Papaya	Maradol/Tainung Types	each	0.99	255	0.99									
Papaya	Maradol/Tainung Types	per lb	0.97	47	0.97		0.79	55	0.79					
Peaches	Various White Flesh Varieties	per lb	2.39 - 2.99	429	2.76		1.99 - 3.99	1019	2.91	30	1.88 - 2.99	65	1.95	
Peaches	Various Yellow Flesh Varieties	per lb	1.67 - 4.99	1260	2.60	7	1.49 - 4.49	1388	3.15	48	1.88 - 2.99	490	2.75	
Pears	D'Anjou	3 lb bag	3.29	341	3.29									
Pineapples		each	2.00 - 3.49	724	2.97		3.29 - 3.99	695	3.80					
Pineapples		per lb					0.89	46	0.89					
Plantains		per lb	1.00	60	1.00		0.99	42	0.99					
Plums		per lb	2.99 - 3.49	198	3.23		2.99	390	2.99	48				
Raspberries		1 pint (11-12 oz cntn w/ lid)	3.99 - 4.99	348	4.06		3.99 - 5.49	244	4.54		5.99	184	5.99	
Raspberries		6 oz package	2.50 - 2.99	189	2.61		2.50 - 4.99	751	3.85	36	3.95	22	3.95	
Strawberries		1 lb package	2.99 - 3.49	316	3.04		2.50 - 4.99	1107	3.27	24	2.88 - 3.00	120	2.96	
Strawberries		2 lb package	4.99	164	4.99		5.00 - 5.89	74	5.25		3.99 - 5.99	294	5.03	
Tangerines/Mandarins		3 lb bag	2.99 - 6.99	353	4.76		3.49 - 5.99	331	4.12	6	4.99	123	4.99	
Tangerines/Mandarins		5 lb package					7.99	256	7.99					
Tangerines/Mandarins		per lb	1.99	95	1.99		1.69 - 3.99	122	2.55					
Watermelons	Red Flesh Seeded Type	each	6.99	34	6.99									

Wtd Avg - Simple weighted average



Commodity	Variety	Unit	SOUTH CENTRAL U.S.				SOUTHWEST U.S.				NORTHWEST U.S.			
			Price Range	Number of Ads	Wtd Avg Price	% Marked Local	Price Range	Number of Ads	Wtd Avg Price	% Marked Local	Price Range	Number of Ads	Wtd Avg Price	% Marked Local
Watermelons	Red Flesh Seeded Type	per lb					0.25	55	0.25					
Watermelons	Red Flesh Seedless Miniature	each	2.50 - 6.99	360	3.72	26	2.50 - 5.00	751	3.95	16	3.48 - 3.99	191	3.77	
Watermelons	Red Flesh Seedless Type	each	2.99 - 6.99	890	5.62	39	4.99 - 6.99	410	6.15		5.99	123	5.99	
Watermelons	Red Flesh Seedless Type	per lb					0.20 - 0.79	410	0.50	19	0.79	61	0.79	
POTATOES & ONIONS														
Onions, Dry	RED	per lb	0.98 - 1.00	186	0.99		1.49	169	1.49		1.39 - 1.49	97	1.45	62
Onions, Dry	WHITE	per lb	0.49 - 0.97	180	0.79		0.49 - 0.50	103	0.49					
Onions, Dry	YELLOW	3 lb bag	1.97	47	1.97		1.99 - 2.49	146	2.22					
Onions, Dry	YELLOW	per lb	0.50 - 0.87	368	0.80		0.33 - 1.79	192	1.44		1.49	22	1.49	
Onions, Dry	YELLOW MARKED SWEET	2 lb bag					2.99	122	2.99					
Onions, Dry	YELLOW MARKED SWEET	3 lb bag	3.49	27	3.49									
Onions, Dry	YELLOW MARKED SWEET	per lb	0.97 - 1.29	307	1.25									
Potatoes	MIXED COLORS	3 lb bag	3.49	27	3.49									
Potatoes	ROUND RED	24 oz bag	3.50	33	3.50						3.50	123	3.50	
Potatoes	ROUND RED	3 lb bag	1.99 - 3.79	166	2.62									
Potatoes	ROUND RED	per lb					0.99	150	0.99					
Potatoes	ROUND WHITE	per lb					0.99	150	0.99					
Potatoes	RUSSET	10 lb bag	2.79 - 3.48	163	3.04		2.99	42	2.99					
Potatoes	RUSSET	5 lb bag	1.50 - 3.97	527	2.49		1.99 - 2.99	315	2.63		1.29	59	1.29	
Potatoes	RUSSET	8 lb bag	3.98	126	3.98									
Potatoes	RUSSET	per lb	0.49 - 0.78	181	0.72						0.99	22	0.99	
Potatoes	YELLOW TYPE	24 oz bag	3.50	33	3.50		2.59	128	2.59		3.50	123	3.50	
Potatoes	YELLOW TYPE	3 lb bag	3.49 - 3.79	63	3.66									
Potatoes	YELLOW TYPE	per lb					0.99	53	0.99					
VEGETABLES														
Artichokes		each	1.99 - 2.00	86	1.99		3.99	27	3.99					
Asparagus	GREEN	per lb	2.99	52	2.99									
Beans	ROUND GREEN TYPE	per lb	2.00	60	2.00									
Broccoli	CROWN CUT	per lb	2.29 - 2.54	170	2.40		2.54 - 2.99	231	2.78		2.49 - 2.54	45	2.51	
Brussels Sprouts		1 lb bag	2.99	27	2.99									
Brussels Sprouts		per lb					2.49	146	2.49					
Cabbage	ROUND GREEN TYPE	per lb	0.49 - 0.79	190	0.62		0.49 - 0.69	533	0.59		1.49	22	1.49	
Cactus Leaf (Nopales)		1-1.5 lb bags	2.49	65	2.49									
Carrots		5 lb film bag					3.00	55	3.00					
Carrots		per lb	0.79 - 0.89	95	0.86		0.50	46	0.50					
Carrots	BABY PEELED	1 lb bag	0.99 - 1.99	214	1.52		1.50	169	1.50		1.78	81	1.78	
Celery		per lb									1.69	61	1.69	

Wtd Avg - Simple weighted average



Weekly Grocery Store Specialty Crops Feature Activity
Friday, May 29, 2026 - Page 21

Commodity	Variety	Unit	SOUTH CENTRAL U.S.				SOUTHWEST U.S.				NORTHWEST U.S.			
			Price Range	Number of Ads	Wtd Avg Price	% Marked Local	Price Range	Number of Ads	Wtd Avg Price	% Marked Local	Price Range	Number of Ads	Wtd Avg Price	% Marked Local
Celery	HEARTS	per package	1.99	42	1.99									
Chayote		per lb	1.29	30	1.29		2.99	42	2.99					
Cilantro		per bunch	0.33 - 0.69	168	0.55		0.49 - 0.50	298	0.49					
Collards		per bunch	0.97	47	0.97									
Corn-Sweet		each	0.50 - 1.00	208	0.71		0.33 - 0.79	487	0.49	30	0.50	110	0.50	
Corn-Sweet		trays 4-5 ears film wrapped	1.99 - 4.99	471	3.36		3.99 - 6.00	674	5.26		4.99 - 5.00	489	5.00	
Cucumbers		each	0.33 - 0.99	272	0.56		0.49 - 2.49	309	1.05		0.50 - 1.29	168	0.64	
Cucumbers	LONG SEEDLESS - Greenhouse	each	1.25 - 1.50	76	1.39		2.00 - 2.49	86	2.38		2.00	81	2.00	
Cucumbers	PERSIAN - Greenhouse	5-6 ct trays filmwrapped	1.69 - 1.99	88	1.87									
Cucumbers	PERSIAN - Greenhouse	per lb					0.69	95	0.69					
Curly Parsley		per bunch	1.00	60	1.00									
Eggplant		each					2.49	146	2.49					
Garlic		per sleeve	1.79	65	1.79		1.49 - 2.00	103	1.70					
Jalapeno Peppers		per lb	0.97 - 1.29	95	1.07		0.50	46	0.50					
Jicama		per lb	1.27	47	1.27		0.69 - 0.89	149	0.78					
Lettuce	Boston	4 oz containers with lid									3.00	36	3.00	
Lettuce	Green Leaf	each									1.99	110	1.99	
Lettuce	Iceberg	each					1.99	66	1.99					
Lettuce	Red Leaf	each									1.99	110	1.99	
Lettuce	Romaine	each									1.99	110	1.99	
Lettuce	Romaine (Hearts)	3 count	2.99 - 3.99	163	3.58						3.99	305	3.99	
Mixed Mini Sweet Peppers		1 lb package	3.99	42	3.99									
Mushrooms	CREMINI	6 oz package	2.99	21	2.99									
Mushrooms	CREMINI	8 oz package	2.00	60	2.00						3.99	22	3.99	
Mushrooms	PORTOBELLA	8 oz package	3.99	61	3.99									
Mushrooms	WHITE	8 oz package					2.99	20	2.99		2.50 - 3.99	106	2.81 57	
Mustard		per bunch	0.97	47	0.97									
Onions, Green		per bunch	0.50	30	0.50		0.50	42	0.50		0.68 - 0.79	104	0.70	
Onions, Green	BULB TYPE	per bunch	0.50	47	0.50									
Peppers (Bell Type)	ASSORTED COLORS	3 count filmbag	1.27 - 3.98	173	3.24									
Peppers (Bell Type)	GREEN	each	0.59 - 0.99	473	0.74		0.99 - 1.50	427	1.41		1.25	61	1.25	
Peppers (Bell Type)	ORANGE	each	0.89 - 1.69	272	1.20		0.99 - 1.50	427	1.41					
Peppers (Bell Type)	RED	each	0.89 - 1.69	272	1.20		0.99 - 1.50	427	1.41					
Peppers (Bell Type)	YELLOW	each	0.89 - 1.69	272	1.20		0.99 - 1.50	427	1.41					
Plain Parsley		per bunch	1.00	60	1.00									
Radishes		6-oz film bags	1.00	60	1.00									
Radishes		per bunch	1.69	30	1.69		0.50	42	0.50		0.79	23	0.79	
Salad (Mixed Types)		10-12 oz package	1.00 - 3.66	555	2.94		1.50	409	1.50		2.99	36	2.99	
Salad (Mixed Types)		5-9 oz package	1.98 - 3.49	144	2.26		1.50	354	1.50		2.99	36	2.99	

Wtd Avg - Simple weighted average



Weekly Grocery Store Specialty Crops Feature Activity
Friday, May 29, 2026 - Page 22

Commodity	Variety	Unit	SOUTH CENTRAL U.S.				SOUTHWEST U.S.				NORTHWEST U.S.			
			Price Range	Number of Ads	Wtd Avg Price	% Marked Local	Price Range	Number of Ads	Wtd Avg Price	% Marked Local	Price Range	Number of Ads	Wtd Avg Price	% Marked Local
Salad (Mixed Types)	Spring Mix	10-12 oz package	4.88	126	4.88									
Salad (Mixed Types)	Spring Mix	5-9 oz package	2.50	103	2.50									
Spinach	FLAT TYPE	5-7 oz package	2.50	103	2.50									
Squash	GREY	per lb	1.49	95	1.49	100	0.69	61	0.69					
Squash	Yellow Crookneck/Straightneck	per lb	1.27 - 1.49	169	1.43	56	1.49	169	1.49					
Squash	Zucchini	per lb	1.27 - 1.49	169	1.43	56	1.49	169	1.49					
Sweet Potatoes		per lb	0.97	47	0.97									
Tomatillos		per lb	0.79	65	0.79		0.50 - 0.99	215	0.75					
Tomatoes		per lb	0.89	30	0.89		1.50	61	1.50	1.99	36	1.99		
Tomatoes	Cherry Type	1 pint package								2.99	23	2.99		
Tomatoes	Cherry Type	10 oz package								2.99	110	2.99		
Tomatoes	Cherry Type	12 oz package	3.99	293	3.99		3.99	365	3.99	3.99	72	3.99		
Tomatoes	GRAPE TYPE	1 pint package	2.99	42	2.99		1.99	23	1.99					
Tomatoes	GRAPE TYPE	10 oz package	1.99 - 3.99	660	2.70		1.99	128	1.99					
Tomatoes	GRAPE TYPE	12 oz package					1.50 - 3.33	66	2.05					
Tomatoes	GRAPE TYPE	16 oz	3.99	27	3.99									
Tomatoes	Plum Type (Roma)	per lb					2.99	354	2.99					
Tomatoes	VINE RIPES - Greenhouse	per lb								2.29 - 2.49	84	2.34		
Tomatoes	VINE RIPES - ON THE VINE - Greenhouse	per lb	1.98 - 2.99	432	2.29		1.50	21	1.50					
Turnip Tops		per bunch	0.97	47	0.97									
OTHER SPECIALTY CROP ITEMS														
Hemp Seeds Shelled		8 oz	7.49	33	7.49									
Honey		12 oz					8.99	66	8.99					
SEASONAL ITEMS														
Ornamentals	Rose, Hybrid Tea	bunched 12s	9.99	70	9.99					22.00	123	22.00		

Wtd Avg - Simple weighted average



Commodity	Variety	Unit	ALASKA U.S.				HAWAII U.S.			
			Price Range	Number of Ads	Wtd Avg Price	% Marked Local	Price Range	Number of Ads	Wtd Avg Price	% Marked Local
FRUIT										
Apples	Envy	per lb					1.99	4	1.99	
Apples	Fuji	per lb	1.99	2	1.99		1.89	7	1.89	
Apples	OPAL	per lb	1.99	2	1.99					
Apples	Red Delicious	3 lb bag					5.79	7	5.79	
Apples, Processed	Juice	64 oz (1/2 gallon)	2.49 - 5.99	13	3.03					
Avocados	Hass	4 count mesh bags					5.00 - 5.49	31	5.42	
Avocados	Hass	each	1.25	2	1.25		1.67	23	1.67	
Bananas		per lb					1.29	3	1.29	
Blueberries		18 oz package	7.99	9	7.99					
Blueberries		6 oz package	3.00	2	3.00		4.59	23	4.59	
Cantaloupes		per lb	1.29	2	1.29		1.39 - 1.59	27	1.56	
Cherries	Red Varieties	per lb	3.99 - 7.99	22	6.63		9.32	4	9.32	
Clementines		2 lb bag					6.19	7	6.19	
Clementines		3 lb bag	5.99	11	5.99					
Grapes	Black Seedless	per lb	3.49	11	3.49					
Grapes	Red Globe Seeded Type	per lb					4.89	7	4.89	
Grapes	Red Seedless	per lb	3.49	11	3.49		2.49 - 4.59	50	3.58	
Grapes	White Seedless Type	2 lb container with lid					11.98	33	11.98	
Grapes	White Seedless Type	per lb	3.49	11	3.49		2.49 - 4.59	50	3.58	
Honeydews		per lb					1.29	3	1.29	
Kiwifruit	Hayward	1-lb containers with lids	6.49	11	6.49					
Kiwifruit	Yellow Flesh	1 lb bag	6.98	3	6.98		4.99	4	4.99	
Kiwifruit	Yellow Flesh	1-lb containers with lids					5.49	23	5.49	
Lemons		2 lb bag					3.99	3	3.99	
Mangoes	Round Varieties	each	1.99	2	1.99		2.99	2	2.99	
Mangoes	Round Varieties	per lb					5.99	33	5.99	
Mangoes	Yellow Varieties	each	2.99	37	2.99		1.95	4	1.95	
Nectarines	Various White Flesh Varieties	per lb	3.99	11	3.99		3.99	2	3.99	
Nectarines	Various Yellow Flesh Varieties	per lb	3.99 - 5.99	31	4.57					
Oranges	Navel	4 lb bag					6.49	3	6.49	
Oranges	Navel	per lb	1.29 - 2.99	50	2.57		1.59	23	1.59	
Peaches	Various White Flesh Varieties	per lb	3.99	11	3.99		3.99 - 4.59	27	4.50	
Peaches	Various Yellow Flesh Varieties	per lb	3.99 - 5.99	33	4.57					
Pears	D'Anjou	per lb	1.48	3	1.48					
Pineapples		each	5.18 - 9.99	40	9.63					
Pineapples		per lb					0.99	23	0.99	
Raspberries		1 pint (11-12 oz cntr w/ lid)	7.99	11	7.99					
Strawberries		1 lb package	4.50	2	4.50					
Strawberries		2 lb package	7.99	11	7.99					

Wtd Avg - Simple weighted average



Commodity	Variety	Unit	ALASKA U.S.				HAWAII U.S.			
			Price Range	Number of Ads	Wtd Avg Price	% Marked Local	Price Range	Number of Ads	Wtd Avg Price	% Marked Local
Watermelons	Red Flesh Seeded Type	each	8.99	9	8.99					
Watermelons	Red Flesh Seedless Type	each	1.28 - 8.99	14	7.34					
Watermelons	Red Flesh Seedless Type	per lb	1.19	2	1.19					
POTATOES & ONIONS										
Onions, Dry	YELLOW	3 lb bag	3.49	2	3.49					
Onions, Dry	YELLOW	per lb	1.29	9	1.29					
Onions, Dry	YELLOW MARKED SWEET	per lb				1.59	7	1.59		
Potatoes	FINGERLING	24 oz bag	4.50	11	4.50					
Potatoes	MIXED COLORS	24 oz bag	4.50	11	4.50	4.79	7	4.79		
Potatoes	ROUND RED	24 oz bag	4.50	11	4.50					
Potatoes	ROUND RED	5 lb bag	4.48 - 5.99	14	5.67					
Potatoes	ROUND RED	per lb	1.29	2	1.29					
Potatoes	YELLOW TYPE	24 oz bag	4.50	11	4.50					
Potatoes	YELLOW TYPE	per lb	1.29	2	1.29					
VEGETABLES										
Asparagus	GREEN	per lb	4.79 - 8.99	39	8.77		6.99	3	6.99	
Beans	ROUND GREEN TYPE	12 oz bag	3.49	2	3.49					
Bok Choy		per lb				2.49	2	2.49		
Broccoli		per lb				2.99	2	2.99		
Broccoli	CROWN CUT	per lb				3.56	4	3.56		
Carrots		per lb				1.49	3	1.49		
Carrots	BABY PEELED	1 lb bag	1.99 - 3.29	39	3.22	2.89	7	2.89		
Chinese Cabbage		per lb				1.49	4	1.49		
Corn-Sweet		each	1.25 - 1.50	11	1.45					
Corn-Sweet		trays 4-5 ears film wrapped	6.00 - 6.99	22	6.49					
Cucumbers	LONG SEEDLESS - Greenhouse	each	2.00	2	2.00					
Jalapeno Peppers		per lb	2.38	3	2.38					
Lettuce	Iceberg	each	2.99	2	2.99	1.49	7	1.49		
Lettuce	Romaine (Hearts)	3 count	4.99	11	4.99					
Mixed Mini Sweet Peppers		1 lb package	4.59	2	4.59					
Mushrooms	CREMINI	per lb				4.99	2	4.99		
Mushrooms	WHITE	8 oz package	2.49 - 3.00	15	2.90					
Onions, Green		per bunch	0.78	3	0.78					
Peppers (Bell Type)	GREEN	per lb	2.38	3	2.38	2.49	3	2.49		
Peppers (Bell Type)	ORANGE	each	2.99	37	2.99					
Peppers (Bell Type)	RED	each	2.99	37	2.99					
Peppers (Bell Type)	YELLOW	each	2.99	37	2.99					

Wtd Avg - Simple weighted average



Commodity	Variety	Unit	ALASKA U.S.				HAWAII U.S.			
			Price Range	Number of Ads	Wtd Avg Price	% Marked Local	Price Range	Number of Ads	Wtd Avg Price	% Marked Local
Squash	GREY	per lb	1.88	3	1.88					
Squash	Kabocha	per lb				0.99	2	0.99		
Squash	Zucchini	per lb	1.88	3	1.88					
Sweet Potatoes		5 lb bag				4.99	3	4.99		
Sweet Potatoes		per lb	2.29	2	2.29					
Tomatoes	VINE RIPES - Greenhouse	per lb	3.49	9	3.49					
Tomatoes	VINE RIPES	per lb	4.99	2	4.99					
OTHER SPECIALTY CROP ITEMS										
Hemp Seeds Shelled		8 oz	8.84	11	8.84					
SEASONAL ITEMS										
Ornamentals	Rose, Hybrid Tea	bunched 12s	19.99	11	19.99					

Wtd Avg - Simple weighted average



NATIONAL ORGANIC SUMMARY

(not including AK & HI)

Fruit								
Commodity	Variety	Unit	THIS WEEK		LAST WEEK		LAST YEAR	
			Number of Ads	Wtd Avg Price	Number of Ads	Wtd Avg Price	Number of Ads	Wtd Avg Price
Apples	Fuji	2 lb bag	95	4.99			336	4.56
Apples	Fuji	per lb	61	1.99			481	2.17
Apples	Gala/Royal Gala	2 lb bag	137	4.62	77	3.20	219	4.99
Apples	Granny Smith	2 lb bag	95	4.99			219	4.99
Apples	Granny Smith	per lb	25	1.99	25	1.99	27	2.49
Apples	Honeycrisp	per lb	1,040	3.40	81	3.98	68	3.99
Apples, Processed	Juice	64 oz (1/2 gallon)	420	4.16				
Avocados	Hass	4 count mesh bags	366	4.00	3,275	3.80		
Avocados	Hass	each	425	2.06	509	1.45	701	1.81
Avocados	Hass-Marked Large	each	704	2.09	86	2.10	417	2.35
Bananas		per lb	159	0.89	391	0.84	659	0.81
Blackberries		5.6-6 oz package	779	4.04	765	4.45	841	3.63
Blueberries		1 pint (11-12 oz cntr w/ lid)	406	4.76	264	4.27	219	5.54
Blueberries		18 oz package	1,097	6.15	425	6.99	209	4.70
Blueberries		6 oz package	2,197	4.25	1,095	4.70	1,524	4.29
Cantaloupes		each	42	3.90			20	5.99
Grapes	Red Seedless	2 lb container with lid	322	5.99				
Grapes	Red Seedless	per lb	1,896	3.75	1,248	3.99		
Grapes	White Seedless Type	2 lb container with lid	322	5.99				
Grapes	White Seedless Type	per lb	1,896	3.75	1,248	3.99		
Kiwifruit	Hayward	1-lb containers with lids	122	6.66				
Kiwifruit	Yellow Flesh	1 lb bag	86	6.66				
Kiwifruit	Yellow Flesh	1-lb containers with lids	198	6.66			217	5.32
Lemons		2 lb bag	59	4.49			322	3.99
Limes		1 pound bags	46	3.49	46	3.49		
Nectarines	Various White Flesh Varieties	per lb	1,195	3.49				
Nectarines	Various Yellow Flesh Varieties	2 lb bags	549	5.99				
Nectarines	Various Yellow Flesh Varieties	per lb	1,221	3.52			53	3.99
Oranges	Navel	3 lb bag	27	5.99	27	5.99		
Oranges	Navel	each	389	5.69				
Peaches	Various White Flesh Varieties	per lb	1,195	3.49				
Peaches	Various Yellow Flesh Varieties	2 lb bags	549	5.99				
Peaches	Various Yellow Flesh Varieties	per lb	1,755	3.75			570	4.39
Plums		per lb	1,195	3.49				

Wtd Avg - Simple weighted average



Commodity	Variety	Unit	THIS WEEK		LAST WEEK		LAST YEAR	
			Number of Ads	Wtd Avg Price	Number of Ads	Wtd Avg Price	Number of Ads	Wtd Avg Price
Raspberries		1 pint (11-12 oz cntr w/ lid)	22	5.99				
Raspberries		6 oz package	575	4.10	327	4.46	816	4.15
Strawberries		1 lb package	2,804	4.49	719	4.32	2,626	4.60
Strawberries		2 lb package	351	5.81	402	6.98	248	5.80
Watermelons	Red Flesh Seedless Miniature	each	501	5.56	26	6.99	426	5.45

Potatoes & Onions

Commodity	Variety	Unit	THIS WEEK		LAST WEEK		LAST YEAR	
			Number of Ads	Wtd Avg Price	Number of Ads	Wtd Avg Price	Number of Ads	Wtd Avg Price
Onions, Dry	RED	per lb	154	1.49	154	1.49		
Onions, Dry	YELLOW MARKED SWEET	2 lb bag	499	3.25			338	3.41
Onions, Dry	YELLOW MARKED SWEET	3 lb bag	1,204	3.99	190	4.99		
Onions, Dry	YELLOW MARKED SWEET	per lb	349	1.67			187	1.48
Potatoes	MIXED COLORS	24 oz bag	190	4.99	190	4.99		
Potatoes	ROUND RED	24 oz bag	190	4.99	190	4.99		
Potatoes	ROUND RED	3 lb bag	230	4.52	20	4.99		
Potatoes	RUSSET	3 lb bag	165	4.34	20	4.99		
Potatoes	RUSSET	per lb	154	1.49	154	1.49	154	1.49
Potatoes	YELLOW TYPE	24 oz bag	190	4.99	190	4.99		
Potatoes	YELLOW TYPE	3 lb bag	65	4.99	20	4.99		

Vegetables

Commodity	Variety	Unit	THIS WEEK		LAST WEEK		LAST YEAR	
			Number of Ads	Wtd Avg Price	Number of Ads	Wtd Avg Price	Number of Ads	Wtd Avg Price
Beans	ROUND GREEN TYPE	12 oz bag	1,195	3.33	313	4.05		
Bok Choy	BABY BOK CHOY	per lb	66	3.99				
Carrots		per lb	154	1.29	154	1.29	154	1.29
Carrots	BABY PEELED	1 lb bag	178	1.94	80	2.03	717	2.16
Carrots	Baby Peeled Type Mixed Color	12 oz bag	81	2.24				
Cauliflower		each	22	3.99			210	3.90
Celery	HEARTS	per package	22	3.99	38	4.99		
Cilantro		per bunch	187	1.48	53	0.99		
Cucumbers	LONG SEEDLESS - Greenhouse	each	273	2.54	60	2.00	97	1.75
Cucumbers	PERSIAN - Greenhouse	16 oz bag	183	3.99	481	4.43		
Cucumbers	PERSIAN - Greenhouse	5-6 ct trays filmwrapped	255	4.24	458	3.95		
Eggplant		each	322	2.99				
Kale		per bunch	64	2.46	40	2.33	196	2.40
Lettuce	Boston - Greenhouse	each	70	4.29				
Lettuce	Green Leaf	each	21	2.48			187	2.48
Lettuce	Iceberg	each	1,529	2.86	34	2.99	183	2.99
Lettuce	Red Leaf	each	21	2.48			187	2.48
Lettuce	Romaine (Hearts)	3 count	273	4.77			79	3.73
Mixed Mini Sweet Peppers		8 oz package	27	2.99	53	2.99		

Wtd Avg - Simple weighted average



Commodity	Variety	Unit	THIS WEEK		LAST WEEK		LAST YEAR	
			Number of Ads	Wtd Avg Price	Number of Ads	Wtd Avg Price	Number of Ads	Wtd Avg Price
Mushrooms	WHITE	8 oz package	66	3.29	183	3.24	123	3.44
Peppers (Bell Type)	ASSORTED COLORS	3 count filmbag	366	4.00				
Radishes		per bunch	53	1.25				
Salad (Mixed Types)		10-12 oz package	496	5.29	214	5.08	1,139	5.50
Salad (Mixed Types)		5-9 oz package	1,382	3.41	811	3.80	1,801	3.52
Salad (Mixed Types)	Spring Mix	5-9 oz package	262	3.88	154	3.99		
Spinach	FLAT TYPE	5-7 oz package	149	3.50				
Spinach	FLAT TYPE	8-10 oz package	66	4.00	83	4.99	20	3.99
Squash	Zucchini	per lb	481	2.77	481	2.21		
Sweet Potatoes		per lb	58	1.83	85	2.37	38	1.79
Swiss Chard		per bunch	142	2.99			115	2.81
Tomatoes		per lb	154	2.49	154	2.49	154	2.99
Tomatoes	GRAPE TYPE	1 pint package	347	3.25	1,098	3.27	187	2.48
Tomatoes	GRAPE TYPE	10 oz package	1,170	3.04	341	3.49		
Tomatoes	VINE RIPES - ON THE VINE - Greenhouse	per lb	139	4.19			24	2.79

Other Specialty Crop Items

Commodity	Variety	Unit	THIS WEEK		LAST WEEK		LAST YEAR	
			Number of Ads	Wtd Avg Price	Number of Ads	Wtd Avg Price	Number of Ads	Wtd Avg Price
Hemp (Seed) Oil		16 oz	60	18.99			326	16.83
Hemp Seeds Shelled		12 oz	120	15.99			522	15.82
Honey		12 oz	57	6.38	391	10.34		
Honey		16 oz	55	9.11	365	13.43		

Wtd Avg - Simple weighted average



REGIONAL ORGANIC DETAILS

Commodity	Variety	Unit	NORTHEAST U.S.				SOUTHEAST U.S.				MIDWEST U.S.			
			Price Range	Number of Ads	Wtd Avg Price	% Marked Local	Price Range	Number of Ads	Wtd Avg Price	% Marked Local	Price Range	Number of Ads	Wtd Avg Price	% Marked Local
FRUIT														
Apples	Granny Smith	per lb	1.99	25	1.99									
Apples	Honeycrisp	per lb	3.88	122	3.88		3.88	86	3.88		2.99 - 3.88	626	3.09	
Apples, Processed	Juice	64 oz (1/2 gallon)	2.99 - 3.00	269	3.00		8.07	90	8.07		3.50	61	3.50	
Avocados	Hass	4 count mesh bags					4.00	366	4.00					
Avocados	Hass	each	1.67	190	1.67		2.50	94	2.50					
Avocados	Hass-Marked Large	each	2.22	122	2.22		0.45	86	0.45		2.22	67	2.22	
Bananas		per lb	0.89	131	0.89						0.89	28	0.89	
Blackberries		5.6-6 oz package	3.99 - 4.79	405	4.14						3.99	39	3.99	
Blueberries		1 pint (11-12 oz cntr w/ lid)	3.99 - 5.99	332	4.71		4.99	74	4.99					
Blueberries		18 oz package					5.99	463	5.99		6.99	35	6.99	
Blueberries		6 oz package	4.49 - 4.99	150	4.74		4.49	1094	4.49		3.99	598	3.99	
Cantaloupes		each	5.99	20	5.99						2.00	22	2.00	
Grapes	Red Seedless	2 lb container with lid	5.99	322	5.99									
Grapes	Red Seedless	per lb					2.98 - 4.99	1323	3.94		3.29	245	3.29	
Grapes	White Seedless Type	2 lb container with lid	5.99	322	5.99									
Grapes	White Seedless Type	per lb					2.98 - 4.99	1323	3.94		3.29	245	3.29	
Kiwifruit	Hayward	1-lb containers with lids	6.66	122	6.66									
Kiwifruit	Yellow Flesh	1 lb bag					6.66	86	6.66					
Kiwifruit	Yellow Flesh	1-lb containers with lids									6.66	67	6.66	
Lemons		2 lb bag	4.49	59	4.49									
Limes		1 pound bags	3.49	46	3.49									
Nectarines	Various White Flesh Varieties	per lb					3.49	1195	3.49					
Nectarines	Various Yellow Flesh Varieties	2 lb bags	5.99	183	5.99		5.99	366	5.99					
Nectarines	Various Yellow Flesh Varieties	per lb					3.49	1195	3.49					
Oranges	Navel	each					5.99	366	5.99					
Peaches	Various White Flesh Varieties	per lb					3.49	1195	3.49					
Peaches	Various Yellow Flesh Varieties	2 lb bags	5.99	183	5.99		5.99	366	5.99					
Peaches	Various Yellow Flesh Varieties	per lb	4.43	122	4.43		3.49 - 4.43	1281	3.55		4.43	67	4.43	
Plums		per lb					3.49	1195	3.49					
Raspberries		1 pint (11-12 oz cntr w/ lid)									5.99	22	5.99	
Raspberries		6 oz package	4.00 - 4.79	222	4.26						3.99	39	3.99	
Strawberries		1 lb package	3.99 - 5.32	215	4.75		3.99 - 5.32	549	4.20		3.50 - 5.32	331	4.86	
Strawberries		2 lb package									5.99	39	5.99	

Wtd Avg - Simple weighted average



Weekly Grocery Store Specialty Crops Feature Activity
Friday, May 29, 2026 - Page 30

Commodity	Variety	Unit	NORTHEAST U.S.				SOUTHEAST U.S.				MIDWEST U.S.			
			Price Range	Number of Ads	Wtd Avg Price	% Marked Local	Price Range	Number of Ads	Wtd Avg Price	% Marked Local	Price Range	Number of Ads	Wtd Avg Price	% Marked Local
Watermelons	Red Flesh Seedless Miniature	each	5.54 - 5.99	142	5.60		5.54	86	5.54		5.54	67	5.54	
POTATOES & ONIONS														
Onions, Dry	RED	per lb									1.49	13	1.49	
Onions, Dry	YELLOW MARKED SWEET	2 lb bag	2.99 - 3.99	499	3.25									
Onions, Dry	YELLOW MARKED SWEET	3 lb bag	3.99	76	3.99		3.99	1094	3.99					
Onions, Dry	YELLOW MARKED SWEET	per lb	1.88	162	1.88		1.48	187	1.48					
Potatoes	MIXED COLORS	24 oz bag	4.99	190	4.99									
Potatoes	ROUND RED	24 oz bag	4.99	190	4.99									
Potatoes	ROUND RED	3 lb bag	3.99 - 4.99	196	4.32		5.69	34	5.69					
Potatoes	RUSSET	3 lb bag	3.99	131	3.99		5.69	34	5.69					
Potatoes	RUSSET	per lb									1.49	13	1.49	
Potatoes	YELLOW TYPE	24 oz bag	4.99	190	4.99									
Potatoes	YELLOW TYPE	3 lb bag	4.99	65	4.99									
VEGETABLES														
Beans	ROUND GREEN TYPE	12 oz bag					3.33	1195	3.33					
Carrots		per lb									1.29	13	1.29	
Carrots	BABY PEELED	1 lb bag	2.00	29	2.00									
Carrots	Baby Peeled Type Mixed Color	12 oz bag	2.99	20	2.99									
Cauliflower		each									3.99	22	3.99	
Celery	HEARTS	per package									3.99	22	3.99	
Cilantro		per bunch					1.48	187	1.48					
Cucumbers	LONG SEEDLESS - Greenhouse	each	2.50 - 2.99	208	2.56		2.50	37	2.50		2.50	28	2.50	
Cucumbers	PERSIAN - Greenhouse	16 oz bag	3.99	183	3.99									
Cucumbers	PERSIAN - Greenhouse	5-6 ct trays filmwrapped	3.99 - 4.99	255	4.24									
Eggplant		each	2.99	322	2.99									
Kale		per bunch	2.99	20	2.99									
Lettuce	Iceberg	each	2.65 - 3.49	345	3.13		2.65 - 2.79	1184	2.78					
Lettuce	Romaine (Hearts)	3 count	4.99	163	4.99		4.99	37	4.99					
Mushrooms	WHITE	8 oz package	2.99 - 3.99	66	3.29									
Peppers (Bell Type)	ASSORTED COLORS	3 count filmbag					4.00	366	4.00					
Salad (Mixed Types)		10-12 oz package	4.99 - 5.99	260	5.09		5.00	37	5.00		5.49	35	5.49	
Salad (Mixed Types)		5-9 oz package	2.99 - 4.99	794	3.59						3.49 - 3.69	103	3.65	
Salad (Mixed Types)	Spring Mix	5-9 oz package	3.50	59	3.50						3.99	13	3.99	
Spinach	FLAT TYPE	5-7 oz package	3.50	59	3.50									

Wtd Avg - Simple weighted average



Weekly Grocery Store Specialty Crops Feature Activity
 Friday, May 29, 2026 - Page 31

Commodity	Variety	Unit	NORTHEAST U.S.				SOUTHEAST U.S.				MIDWEST U.S.			
			Price Range	Number of Ads	Wtd Avg Price	% Marked Local	Price Range	Number of Ads	Wtd Avg Price	% Marked Local	Price Range	Number of Ads	Wtd Avg Price	% Marked Local
Squash	Zucchini	per lb	2.77	122	2.77		2.77	86	2.77		2.77	67	2.77	
Sweet Potatoes		per lb	1.99	35	1.99									
Tomatoes		per lb									2.49	13	2.49	
Tomatoes	GRAPE TYPE	1 pint package	2.99 - 3.49	321	3.19									
Tomatoes	GRAPE TYPE	10 oz package	3.79	76	3.79		2.99	1094	2.99					
Tomatoes	VINE RIPES - ON THE VINE - Greenhouse	per lb	4.99	65	4.99		3.49	74	3.49					
OTHER SPECIALTY CROP ITEMS														
Hemp (Seed) Oil		16 oz									18.99	60	18.99	
Hemp Seeds Shelled		12 oz									14.99 - 16.99	120	15.99	
Honey		12 oz	10.49	18	10.49	100					4.49	39	4.49	
Honey		16 oz	14.49	18	14.49		6.49	37	6.49					

Wtd Avg - Simple weighted average



Commodity	Variety	Unit	SOUTH CENTRAL U.S.				SOUTHWEST U.S.				NORTHWEST U.S.			
			Price Range	Number of Ads	Wtd Avg Price	% Marked Local	Price Range	Number of Ads	Wtd Avg Price	% Marked Local	Price Range	Number of Ads	Wtd Avg Price	% Marked Local
FRUIT														
Apples	Fuji	2 lb bag	4.99	95	4.99									
Apples	Fuji	per lb								1.99	61	1.99		
Apples	Gala/Royal Gala	2 lb bag	4.99	95	4.99		3.79	42	3.79					
Apples	Granny Smith	2 lb bag	4.99	95	4.99									
Apples	Honeycrisp	per lb	3.88	75	3.88		3.88	109	3.88	3.88	22	3.88		
Avocados	Hass	each	2.50	118	2.50		1.25	23	1.25					
Avocados	Hass-Marked Large	each	2.22	75	2.22		2.22 - 2.50	328	2.41	2.22 - 2.50	26	2.26		
Blackberries		5.6-6 oz package	3.99 - 4.00	261	4.00		3.99	53	3.99	2.98	21	2.98		
Blueberries		18 oz package	5.99 - 6.99	240	6.37		5.99 - 6.99	210	6.10	5.99 - 6.99	149	6.16		
Blueberries		6 oz package	3.99 - 4.00	261	4.00		3.00	73	3.00	2.98	21	2.98		
Grapes	Red Seedless	per lb	3.99	52	3.99		2.98 - 3.99	272	3.18	2.98	4	2.98		
Grapes	White Seedless Type	per lb	3.99	52	3.99		2.98 - 3.99	272	3.18	2.98	4	2.98		
Kiwifruit	Yellow Flesh	1-lb containers with lids					6.66	109	6.66	6.66	22	6.66		
Nectarines	Various Yellow Flesh Varieties	per lb					4.99	26	4.99					
Oranges	Navel	3 lb bag	5.99	27	5.99									
Oranges	Navel	each	1.00	23	1.00									
Peaches	Various Yellow Flesh Varieties	per lb	4.43	75	4.43		2.99 - 4.99	188	4.10	4.43	22	4.43		
Raspberries		6 oz package	3.99 - 4.00	261	4.00		3.99	53	3.99					
Strawberries		1 lb package	3.99 - 5.32	821	4.20		3.99 - 5.99	785	4.69	4.98 - 5.32	103	5.05	78	
Strawberries		2 lb package	4.99 - 5.99	125	5.48		5.99	187	5.99					
Watermelons	Red Flesh Seedless Miniature	each	5.54	75	5.54		5.54	109	5.54	5.54	22	5.54		
POTATOES & ONIONS														
Onions, Dry	RED	per lb	1.49	92	1.49		1.49	23	1.49	1.49	26	1.49		
Onions, Dry	YELLOW MARKED SWEET	3 lb bag	3.99	34	3.99									
Potatoes	RUSSET	per lb	1.49	92	1.49		1.49	23	1.49	1.49	26	1.49		
VEGETABLES														
Bok Choy	BABY BOK CHOY	per lb					3.99	66	3.99					
Carrots		per lb	1.29	92	1.29		1.29	23	1.29	1.29	26	1.29		
Carrots	BABY PEELED	1 lb bag	1.99	107	1.99		1.79	42	1.79					
Carrots	Baby Peeled Type Mixed Color	12 oz bag								1.99	61	1.99		
Kale		per bunch								1.99 - 2.48	44	2.22		
Lettuce	Boston - Greenhouse	each	4.29	70	4.29									
Lettuce	Green Leaf	each								2.48	21	2.48		
Lettuce	Red Leaf	each								2.48	21	2.48		
Lettuce	Romaine (Hearts)	3 count					3.50 - 5.99	73	4.18					

Wtd Avg - Simple weighted average



Weekly Grocery Store Specialty Crops Feature Activity
Friday, May 29, 2026 - Page 33

Commodity	Variety	Unit	SOUTH CENTRAL U.S.				SOUTHWEST U.S.				NORTHWEST U.S.			
			Price Range	Number of Ads	Wtd Avg Price	% Marked Local	Price Range	Number of Ads	Wtd Avg Price	% Marked Local	Price Range	Number of Ads	Wtd Avg Price	% Marked Local
Mixed Mini Sweet Peppers		8 oz package	2.99	27	2.99									
Radishes		per bunch					1.25	53	1.25					
Salad (Mixed Types)		10-12 oz package	4.98	60	4.98		5.99	23	5.99		5.98	81	5.98	
Salad (Mixed Types)		5-9 oz package	3.29	95	3.29		3.00	390	3.00					
Salad (Mixed Types)	Spring Mix	5-9 oz package	3.99	92	3.99		3.99	49	3.99		3.99	49	3.99	
Spinach	FLAT TYPE	5-7 oz package	3.29	64	3.29		3.99	26	3.99					
Spinach	FLAT TYPE	8-10 oz package					4.00	66	4.00					
Squash	Zucchini	per lb	2.77	75	2.77		2.77	109	2.77		2.77	22	2.77	
Sweet Potatoes		per lb	1.58	23	1.58									
Swiss Chard		per bunch					2.99	142	2.99					
Tomatoes		per lb	2.49	92	2.49		2.49	23	2.49		2.49	26	2.49	
Tomatoes	GRAPE TYPE	1 pint package					3.99	26	3.99					

Wtd Avg - Simple weighted average



Commodity	Variety	Unit	ALASKA U.S.				HAWAII U.S.			
			Price Range	Number of Ads	Wtd Avg Price	% Marked Local	Price Range	Number of Ads	Wtd Avg Price	% Marked Local
FRUIT										
Apples	Honeycrisp	per lb	3.49	11	3.49		5.43	4	5.43	
Avocados	Hass-Marked Large	each					3.11	4	3.11	
Blueberries		18 oz package	7.99	11	7.99					
Cantaloupes		per lb	1.58	3	1.58					
Kiwifruit	Yellow Flesh	1-lb containers with lids					9.32	4	9.32	
Peaches	Various Yellow Flesh Varieties	per lb					6.21	4	6.21	
Raspberries		6 oz package	4.98	3	4.98					
Strawberries		1 lb package	3.79	2	3.79		7.45	4	7.45	
Watermelons	Red Flesh Seedless Miniature	each					7.76	4	7.76	
VEGETABLES										
Cucumbers	LONG SEEDLESS - Greenhouse	each	1.38	3	1.38					
Lettuce	Green Leaf	each	2.99	2	2.99					
Lettuce	Red Leaf	each	2.99	2	2.99					
Mixed Mini Sweet Peppers		1 lb package	6.38	3	6.38					
Squash	Zucchini	per lb					3.87	4	3.87	
OTHER SPECIALTY CROP ITEMS										
Hemp Seeds Shelled		7 oz	10.87	11	10.87					

Wtd Avg - Simple weighted average

REGIONAL DEFINITIONS

As used in this report, regions include the following states:

NORTHEAST U.S.	Connecticut, Delaware, Massachusetts, Maryland, Maine, New Hampshire, New Jersey, New York, Pennsylvania, Rhode Island and Vermont
SOUTHEAST U.S.	Alabama, Florida, Georgia, Mississippi, North Carolina, South Carolina, Tennessee, Virginia and West Virginia
MIDWEST U.S.	Iowa, Illinois, Indiana, Kentucky, Michigan, Minnesota, North Dakota, Nebraska, Ohio, South Dakota and Wisconsin
SOUTH CENTRAL U.S.	Arkansas, Colorado, Kansas, Louisiana, Missouri, New Mexico, Oklahoma, and Texas
SOUTHWEST U.S.	Arizona, California, Nevada and Utah
NORTHWEST U.S.	Idaho, Montana, Oregon, Washington, and Wyoming
ALASKA	Alaska
HAWAII	Hawaii
NATIONAL	Continental United States

1 -- Specialty Crops Market News surveys nearly 271 retailers, comprising over 29,700 individual stores, with online weekly advertised features.

2 -- Date range reflects one week of data collection ending on the report date and encompassing ad pricing good from the Saturday before the report release date through the following Friday.