

[AMS 2453/LM XB403](#)

**DAILY ESTIMATED CUTOUT VALUES**

	Choice 600-900#	Select 600-900#	Choice/Select Spread
Current Cutout Values:	392.32	385.58	6.74
Change from prior day:	(-2.40)	(-3.71)	
Primal Rib	544.30	517.37	
Primal Chuck	333.74	335.93	
Primal Round	333.18	331.04	
Primal Loin	513.43	491.85	
Primal Brisket	355.31	372.33	
Primal Short Plate	309.69	309.69	
Primal Flank	248.24	245.46	
			<b>Load Count:</b>
			Total 125
			Choice 89
			Select 13
			Trimming 8
			Grinds 14

Fresh 50% Trimmings 8 Loads @ 187.12

[AMS 2829/NW LS441](#)

**USDA BY-PRODUCT DROP VALUE (STEER) - DAILY**

14.65 Change: unch

[AMS 2466/LM CT100](#)

**5 AREA WEEKLY ACCUMULATED WEIGHTED AVG CATTLE PRICE**

As of 10:00 am	Head Count	Avg Weight	Avg Price
Live Steer	34	1,625	256.00
Live Heifer			
Dressed Steer			
Dressed Heifer	155	948	405.00

[AMS 3208/SJ LS710](#)

**DAILY CATTLE SLAUGHTER**

Today	110,000	
Week Ago	109,000	
Year Ago (act)	121,782	
Week to Date	329,000	
Same Period Last Week	427,000	
Same Period Last Year	364,066	
Previous Day	Steer and Heifer 88,000	Cow and Bull 19,000

[AMS 3209/SJ LS712](#)

BEEF PRODUCTION	5/23/2026 (Estimate)	Last Week (Estimate)	(Actual)
Slaughter	528,000	535,000	576,000
Live Weights	1469	1468	1423
Dressed Weights	901	900	872
Beef Production (millions of pounds)	474	480	502

[AMS 2825/NW LS410](#)

**USDA BEEF CARCASS PRICE EQUIVALENT INDEX VALUE**

	Choice 600-900#	Select 600-900#	Dressing percent:	
			Steer	Heifer
Change	\$385.30 (-1.25)	\$377.99 (-1.91)	63.68	63.61

[AMS 2455/LM XB405](#)

**USDA NATIONAL CUTTER COW CARCASS CUTOUT**

359.63 (-0.13) 90% Lean 459.46

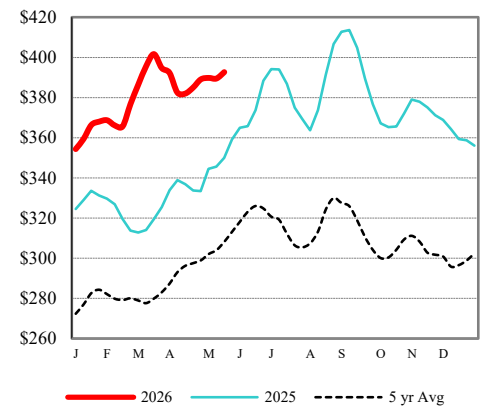
**CME LIVE CATTLE**

	High	Low	Change	Settle
APR	N/A			
JUN	N/A			
AUG	N/A			

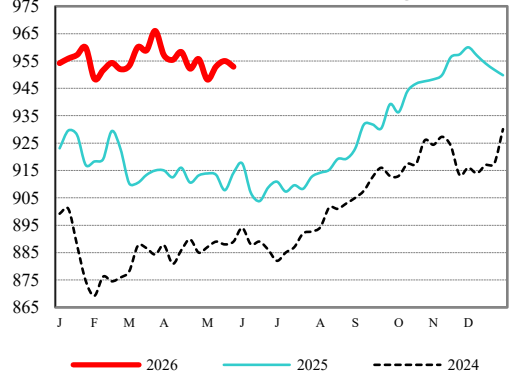
**CME FEEDER CATTLE**

	High	Low	Change	Settle
APR	N/A			
MAY	N/A			
AUG	N/A			

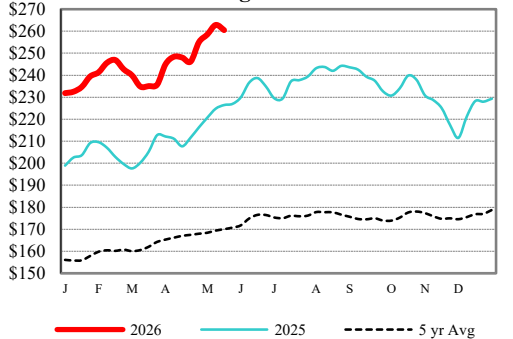
**Weekly Choice Cutout**



**LMR Steer/Heifer Dressed Weights**



**5 Area Weekly Wtd Avg Steer Price**



**Weekly Ch/Se Spread**

