

National Weekly Cattle And Beef Summary

Des Moines, Iowa
For Week Ending:

Tues May 26, 2026
5/23/2026

USDA Livestock, Poultry & Grain Market News

This Week Prior Week Last Year

LM XB463

NATIONAL COMPREHENSIVE BOXED BEEF

| CUTOUT VALUES | 392.82 | 391.12 | 353.17 |
|---------------|--------|--------|--------|
| Primal Rib | 546.51 | 545.60 | 566.31 |
| Primal Chuck | 336.43 | 331.49 | 278.13 |
| Primal Round | 329.77 | 328.64 | 282.68 |
| Primal Loin | 516.95 | 515.59 | 494.47 |

WEEKLY COMPREHENSIVE ITEM SUMMARY

| | |
|------------------------------------|------|
| Select & Choice Spot Market Loads | 446 |
| Comprehensive Loads | 3268 |
| CH&SE Percent of the Comprehensive | 14% |

LMR Cattle Purchase Type Breakdown

| 2025 | National | 5-Area | TX/OK/NM* | KS | NE | IA |
|-------------------------|----------|--------|-----------|------|------|------|
| Negotiated | 17.8 | 18.2 | 4.1 | 7.9 | 26.5 | 48.7 |
| Formula | 63.3 | 66.0 | 87.8 | 79.3 | 54.7 | 20.1 |
| Forward Contract | 9.0 | 5.7 | 2.0 | 2.9 | 7.7 | 15 |
| Negotiated Grid | 9.9 | 10.1 | 6.1 | 9.9 | 11.1 | 16.2 |

* Includes only Q1-Q3 due to 3/70/20 confidentiality guidelines

[National Weekly Fed Cattle Comprehensive Report](#)

[National Weekly Fed Cattle Comprehensive CSV Report](#)

LM CT 169

DIRECT CATTLE PREMIUM AND DISCOUNTS

| | | | |
|----------|---------|---------|---------|
| Prime | 12.00 | 12.18 | 12.87 |
| Choice | 0.00 | 0.00 | 0.00 |
| Select | (3.70) | (3.90) | (14.46) |
| Standard | (20.01) | (20.21) | (30.98) |
| CAB | 4.84 | 4.65 | 5.02 |

LM CT150

5 AREA WEEKLY WEIGHTED CATTLE PRICE

| | | | |
|----------------|--------|--------|--------|
| Live Steer | 260.49 | 262.85 | 226.97 |
| Live Heifer | 260.36 | 262.44 | 226.96 |
| Dressed Steer | 410.24 | 411.07 | 358.48 |
| Dressed Heifer | 413.42 | 413.42 | 363.00 |

NW LS441

USDA BY-PRODUCT DROP VALUE (STEER)

| | | | |
|--|-------|-------|-------|
| | 14.72 | 14.35 | 11.08 |
|--|-------|-------|-------|

SJ LS712

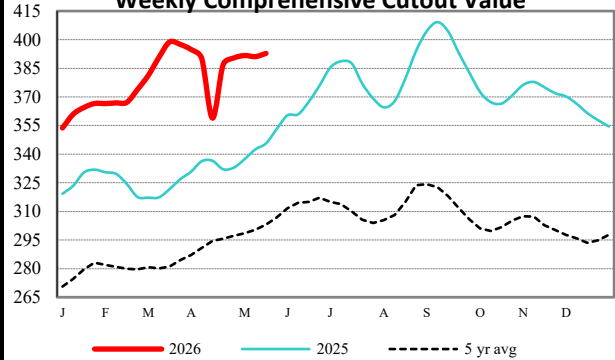
WEEKLY ESTIMATED BEEF PRODUCTION

| 5/23/2026 | (Estimate) | (Estimate) | (Actual) |
|---------------------------|------------|------------|----------|
| Slaughter | 528,000 | 535,000 | 576,000 |
| Live Weights | 1469 | 1468 | 1423 |
| Dressed Weights | 901 | 900 | 872 |
| Beef Production (mil lbs) | 474.4 | 480.4 | 501.5 |

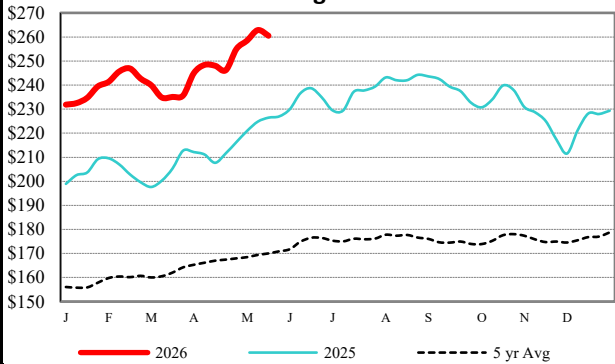
LMR CH & up Grading %, Weights, and Dressing % (Formula, Forward Contract & Grid Net Purchases Based on State of Origin for WE today)

| Beef Type Str/Hfr: | Grading | Carcass Wt | Dressing |
|---------------------------|---------|------------|----------|
| TX/OK/NM | 83.07% | 932.6 | 64.21% |
| Kansas | 88.82% | 952.0 | 64.22% |
| Nebraska | 90.84% | 980.2 | 64.11% |
| Colorado | 91.83% | 952.9 | 63.57% |
| IA/MN | 91.40% | 993.4 | 63.85% |
| <u>Dairybred Str/Hfr:</u> | | | |
| National | 86.34% | 882.5 | 60.52% |

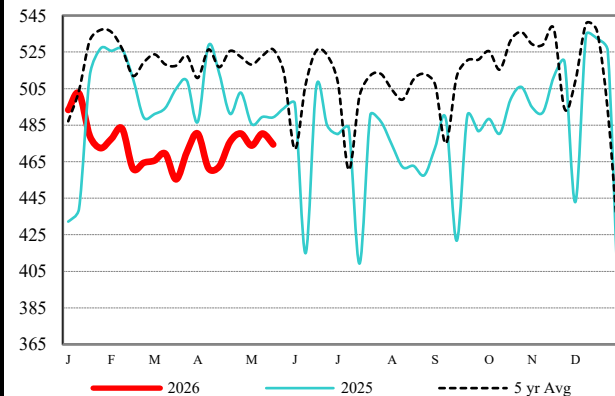
Weekly Comprehensive Cutout Value



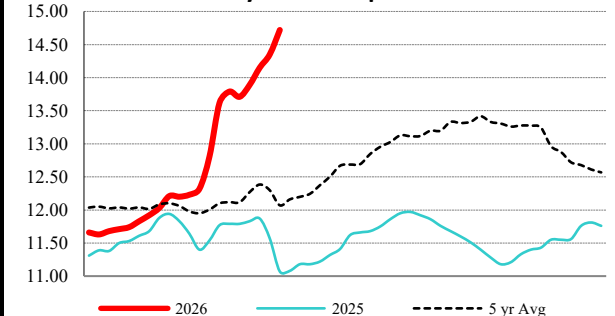
5 Area Weekly Wtd Avg Steer Price



Weekly Beef Production



Weekly Steer Drop Value



USDA Livestock, Poultry & Grain Market News

Des Moines, Iowa

Phone: 515-284-4460

Email: desm.lgmn@usda.gov

www.ams.usda.gov/LSMarketNews