

**AUCTION SUMMARY**

<u>AMS 2021</u>		4,848		Friday	
<b>Ft. Pierre Livestock</b>					
Feeder Steers	500-600 lbs	480.00-537.50	Feeder Heifers	500-600 lbs	442.50-494.00
Medium &	600-700 lbs	417.00-473.00	Medium &	600-700 lbs	371.00-439.00
Large #1	700-800 lbs	389.00-423.00	Large #1	700-800 lbs	336.00-387.00
	800-900 lbs	364.00-394.50		800-900 lbs	330.00-346.00
	900-1000 lbs	342.50		900-1000 lbs	302.50

<u>AMS 1810</u>		1,266		Friday	
<b>Eastern MO Commission Co.</b>					
Feeder Steers	400-500 lbs	525.00-532.50	Feeder Heifers	400-500 lbs	480.00-516.00
Medium &	500-600 lbs	470.00-512.50	Medium &	500-600 lbs	394.00-457.00
Large #1	600-700 lbs	398.00-470.00	Large #1	600-700 lbs	367.00
	700-800 lbs			700-800 lbs	370.00-382.50
	800-900 lbs	352.00-364.00		800-900 lbs	363.00

<u>AMS 1891</u>		3,209		Thursday	
<b>Winter Livestock</b>					
Feeder Steers	500-600 lbs	402.50-512.50	Feeder Heifers	500-600 lbs	367.50-398.00
Medium &	600-700 lbs	382.00	Medium &	600-700 lbs	337.00-375.00
Large #1	700-800 lbs	352.00-372.00	Large #1	700-800 lbs	327.75-334.00
	800-900 lbs	337.00-359.00		800-900 lbs	305.00-324.00
	900-1000 lbs	323.50-345.00		900-1000 lbs	290.00-302.00

**CHICAGO MERCANTILE EXCHANGE LIVESTOCK FUTURES SETTLEMENTS** Friday

<u>Live Cattle</u>			<u>Feeder Cattle</u>		
		<u>Change</u>			<u>Change</u>
Jun	249.300	0.150	Aug	349.850	(6.675)
Aug	239.600	0.250	Sep	346.900	(6.475)
Oct	230.725	(0.225)	Oct	343.625	(6.000)

**CHICAGO BOARD OF TRADE GRAIN FUTURES SETTLEMENTS** Friday

<u>Corn</u>			<u>Soybeans</u>		
		<u>Change</u>			<u>Change</u>
Jul	4.6325	0.0100	Jul	11.9650	0.0225
Sep	4.6975	0.0125	Aug	11.9500	0.0150
Dec	4.8650	0.0150	Sep	11.8025	0.0100

<b>KANSAS CITY BOARD OF TRADE</b>			<u>Wheat</u>		
		<u>Change</u>			<u>Change</u>
			Jul	6.8200	(0.0500)
			Sep	6.9325	(0.0450)
			Dec	7.0900	(0.0425)

AMS 2466 Friday

**5 AREA WKLY ACCUMULATED WTD AVG SLAUGHTER CATTLE PRICE**

	<u>Head Count</u>	<u>Avg Weight</u>	<u>Avg Price</u>
Live Steer	12,958	1,548	260.88
Live Heifer	6,078	1,365	260.85
Dressed Steer	6,689	1,007	411.36
Dressed Heifer	1,596	912	409.91

AMS 2453 Friday

**DAILY ESTIMATED BOXED BEEF CUTOUT VALUES**

<u>Choice</u>	<u>Select</u>	<u>Choice Cuts</u>	
<u>600-900#</u>	<u>600-900#</u>	<u>Select Cuts</u>	
390.27	385.00	Trimming	56 loads
(1.21)	(0.65)	Grinds	5 loads
			6 loads
			7 loads

AMS 3208 Friday

**ESTD DAILY CATTLE SLAUGHTER**

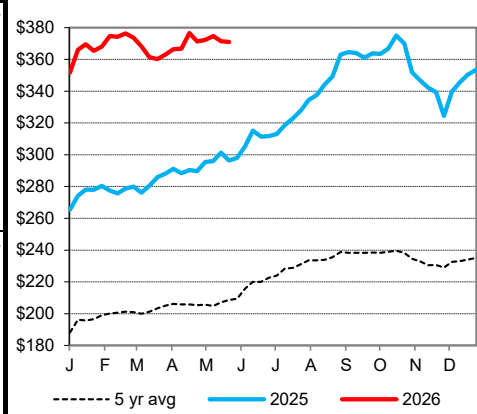
Friday	99,000	Sat. 2000
Week Ago (est)	1,000,000	9,000
Year Ago (act)	1,000,000	1,500
Wk to date (est)	526,000	528,000
Last Week (est)	526,000	535,000
Last Year (est)	575,000	576,000
<b>Previous Day Estimated:</b>	<b>Steer and Heifer</b>	88,000
	<b>Cow and Bull</b>	21,000

AMS 2101 Friday

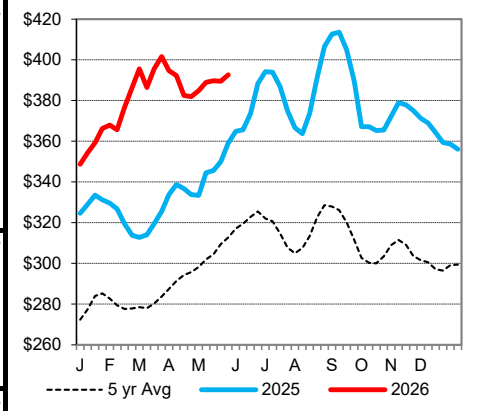
**Torrington Livestock**

	<u>Pct Lean</u>	<u>Price</u>
<b>Breaking</b>	75-80	185.00-188.00
<b>Boning</b>	80-85	186.00-188.00
<b>Lean</b>	85-90	

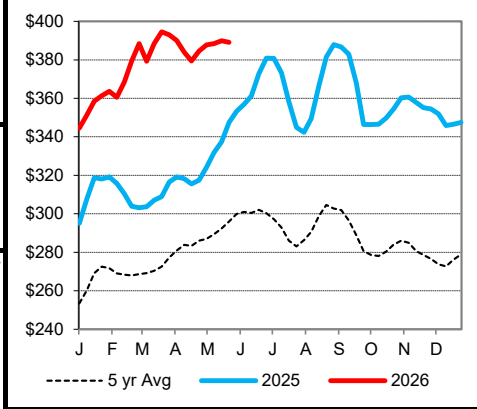
**CME Feeder Cattle Index**



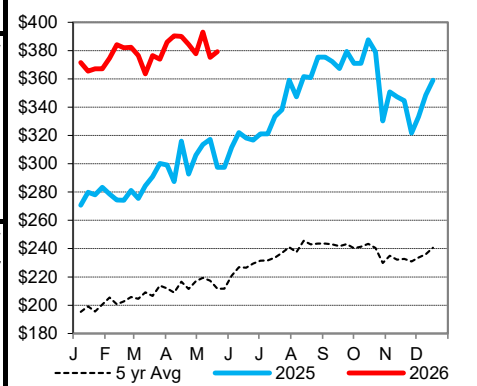
**Weekly Choice Cutout**



**Weekly Select Cutout**



**Oklahoma City 700-800 lb Steer Price**



St. Joseph, Missouri

Phone: 816-676-7000

Email: [stjoe.lpgmn@usda.gov](mailto:stjoe.lpgmn@usda.gov)

<http://www.ams.usda.gov/LSMarketNews>