

**AMS 2453/LM XB403**

**DAILY ESTIMATED CUTOUT VALUES**

	<b>Choice</b> <u>600-900#</u>	<b>Select</b> <u>600-900#</u>	<b>Choice/Select Spread</b>
Current Cutout Values:	392.90	390.30	
Change from prior day:	2.63	5.30	

	<b>Choice</b>	<b>Select</b>	<b>Load Count:</b>
Primal Rib	533.64	552.24	
Primal Chuck	334.96	337.53	Choice 48
Primal Round	337.91	334.83	Select 8
Primal Loin	515.46	496.36	Trimming 4
Primal Brisket	365.10	350.51	Grinds 8
Primal Short Plate	302.16	302.16	
Primal Flank	248.24	247.89	

Fresh 50% Trimmings 4 Loads @ 181.54

**AMS 2829/NW LS441**

**USDA BY-PRODUCT DROP VALUE (STEER) - DAILY**

14.65 **Change:** (-0.08)

**AMS 2466/LM CT100**

**5 AREA WEEKLY ACCUMULATED WEIGHTED AVG CATTLE PRICE**

*As of 10:00 am*

	<b>Head Count</b>	<b>Avg Weight</b>	<b>Avg Price</b>
Live Steer			
Live Heifer			
Dressed Steer			
Dressed Heifer			

**AMS 3208/SJ LS710**

**DAILY CATTLE SLAUGHTER**

<b>Today</b>	111,000	
Week Ago	110,000	
Year Ago (act)	117,793	
Week to Date	112,000	
Same Period Last Week	213,000	
Same Period Last Year	119,704	
<b>Previous Day</b>	<b>Steer and Heifer</b> 1,000	<b>Cow and Bull</b> -

**AMS 3209/SJ LS712**

	<b>5/23/2026</b> (Estimate)	<b>Last Week</b> (Estimate)	<b>(Actual)</b>
<b>BEEF PRODUCTION</b>			
Slaughter	528,000	535,000	576,000
Live Weights	1469	1468	1423
Dressed Weights	901	900	872
Beef Production (millions of pounds)	474	480	502

**AMS 2825/NW LS410**

**USDA BEEF CARCASS PRICE EQUIVALENT INDEX VALUE**

	<b>Choice</b> <u>600-900#</u>	<b>Select</b> <u>600-900#</u>	<b>Dressing percent:</b>	
			<u>Steer</u>	<u>Heifer</u>
Change	1.21	2.64	63.71	63.60

**AMS 2455/LM XB405**

**USDA NATIONAL CUTTER COW CARCASS CUTOUT**

360.49 5.31 **90% Lean** 460.71

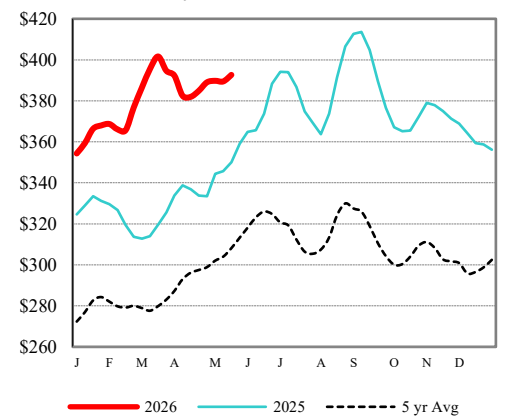
**CME LIVE CATTLE**

	<b>High</b>	<b>Low</b>	<b>Change</b>	<b>Settle</b>
APR	N/A			
JUN	N/A			
AUG	N/A			

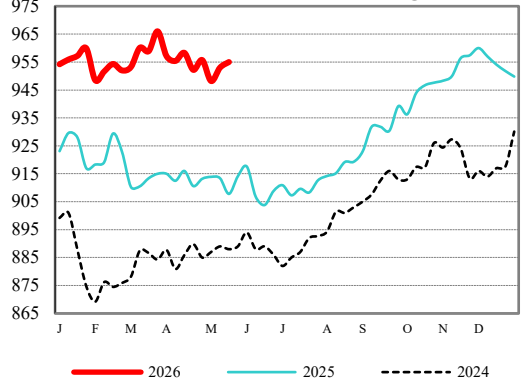
**CME FEEDER CATTLE**

	<b>High</b>	<b>Low</b>	<b>Change</b>	<b>Settle</b>
APR	N/A			
MAY	N/A			
AUG	N/A			

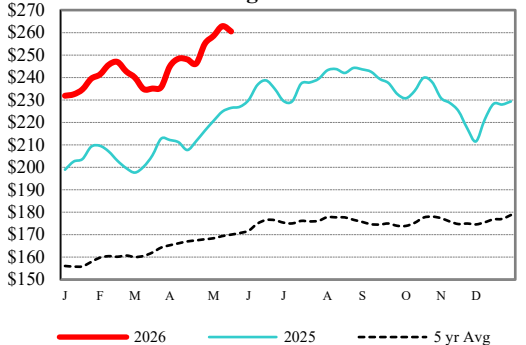
**Weekly Choice Cutout**



**LMR Steer/Heifer Dressed Weights**



**5 Area Weekly Wtd Avg Steer Price**



**Weekly Ch/Se Spread**

