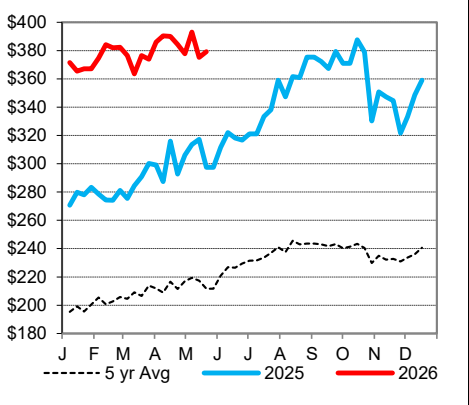
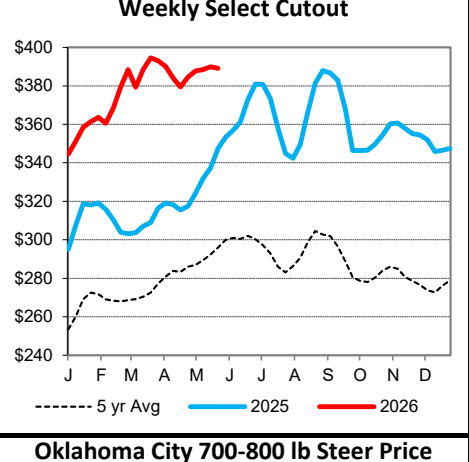
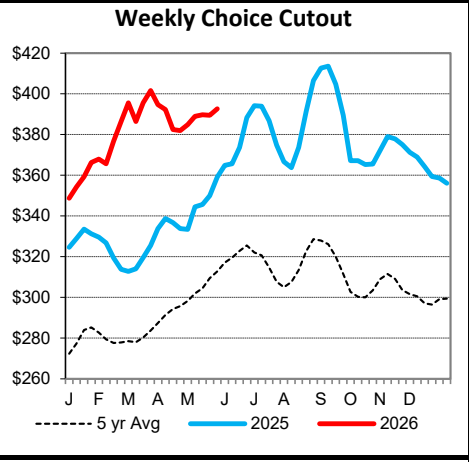
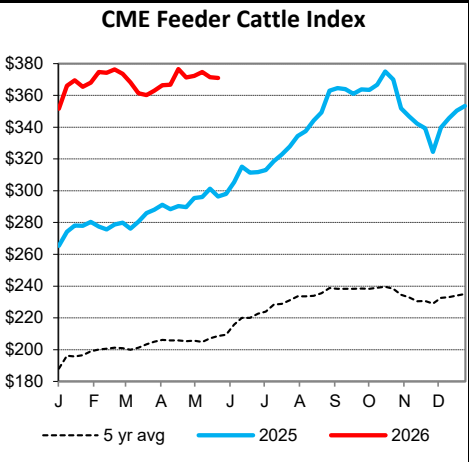


AUCTION SUMMARY

AMS 1891		3,209		Thursday	
Winter Livestock Pratt, KS					
Feeder Steers	500-600 lbs	402.50-512.50	Feeder Heifers	500-600 lbs	367.50-398.00
Medium &	600-700 lbs	382.00	Medium &	600-700 lbs	337.00-375.00
Large #1	700-800 lbs	352.00-372.00	Large #1	700-800 lbs	327.75-334.00
	800-900 lbs	337.00-359.00		800-900 lbs	305.00-324.00
	900-1000 lbs	323.50-345.00		900-1000 lbs	290.00-302.00

AMS 1892		2,310		Thursday	
Farmers and Ranchers Livestock Salina, KS					
Feeder Steers	500-600 lbs	435.00-507.50	Feeder Heifers	500-600 lbs	435.00-482.00
Medium &	600-700 lbs	412.00-445.00	Medium &	600-700 lbs	361.00-414.00
Large #1	700-800 lbs	352.00-388.00	Large #1	700-800 lbs	328.00-354.00
	800-900 lbs	336.00-362.50		800-900 lbs	322.00-335.50
	900-1000 lbs	330.00-330.25		900-1000 lbs	298.00-314.50

AMS 2158		2,025		Thursday	
Lamoni Livestock Lamoni, IA					
Feeder Steers	500-600 lbs	469.00-539.00	Feeder Heifers	400-500 lbs	480.00-575.00
Medium &	600-700 lbs	401.00-461.00	Medium &	500-600 lbs	419.00-478.00
Large #1	700-800 lbs	374.50-411.50	Large #1	600-700 lbs	375.00-422.00
	800-900 lbs	353.00-364.50		700-800 lbs	345.00-361.00
	900-1000 lbs	315.00-338.75		800-900 lbs	295.00-319.00



CHICAGO MERCANTILE EXCHANGE LIVESTOCK FUTURES SETTLEMENTS Friday

<u>Live Cattle</u>			<u>Feeder Cattle</u>		
		<u>Change</u>			<u>Change</u>
Jun	249.300	0.150	Aug	349.850	(6.675)
Aug	239.600	0.250	Sep	346.900	(6.475)
Oct	230.725	(0.225)	Oct	343.625	(6.000)

CHICAGO BOARD OF TRADE GRAIN FUTURES SETTLEMENTS Friday

<u>Corn</u>			<u>Soybeans</u>		
		<u>Change</u>			<u>Change</u>
Jul	4.6325	0.0100	Jul	11.9650	0.0225
Sep	4.6975	0.0125	Aug	11.9500	0.0150
Dec	4.8650	0.0150	Sep	11.8025	0.0100

KANSAS CITY BOARD OF TRADE			<u>Wheat</u>		
		<u>Change</u>			<u>Change</u>
	Jul	6.8200			(0.0500)
	Sep	6.9325			(0.0450)
	Dec	7.0900			(0.0425)

[AMS 2466](#) Friday

5 AREA WKLY ACCUMULATED WTD AVG SLAUGHTER CATTLE PRICE

	<u>Head Count</u>	<u>Avg Weight</u>	<u>Avg Price</u>
Live Steer	12,958	1,548	260.88
Live Heifer	6,078	1,365	260.85
Dressed Steer	6,689	1,007	411.36
Dressed Heifer	1,596	912	409.91

[AMS 2453](#) Friday

DAILY ESTIMATED BOXED BEEF CUTOUT VALUES

<u>Choice</u>	<u>Select</u>	<u>Choice Cuts</u>	56 loads
<u>600-900#</u>	<u>600-900#</u>	<u>Select Cuts</u>	5 loads
390.27	385.00	<u>Trimmings</u>	6 loads
(1.21)	(0.65)	<u>Grinds</u>	7 loads

[AMS 3208](#) Thursday

ESTD DAILY CATTLE SLAUGHTER

		Sat. 2000
Friday	99,000	9,000
Week Ago (est)	1,000,000	1,500
Year Ago (act)	1,000,000	528,000
Wk to date (est)	526,000	535,000
Last Week (est)	526,000	575,000
Last Year (est)	575,000	576,000
Previous Day Estimated:	Steer and Heifer	88,000
	Cow and Bull	21,000

[AMS 1909](#) Thursday

New Holland Livestock

	<u>Pct Lean</u>	<u>Price</u>
Breaking	75-80	177.50-193.00
Boning	80-85	160.00-177.50
Lean	85-90	140.00-157.50