

[AMS 2453/LM XB403](#)

DAILY ESTIMATED CUTOUT VALUES

	Choice <u>600-900#</u>	Select <u>600-900#</u>	Choice/Select Spread
Current Cutout Values:	390.27	385.00	
Change from prior day:	(-1.21)	(-0.65)	

	Choice	Select	Load Count:
Primal Rib	532.77	513.26	
Primal Chuck	336.09	337.03	Choice 56
Primal Round	333.54	332.07	Select 5
Primal Loin	510.96	496.44	Trimming 6
Primal Brisket	350.07	353.20	Grinds 7
Primal Short Plate	299.76	299.76	
Primal Flank	247.62	245.76	

Fresh 50% Trimmings 6 Loads @ 191.21

[AMS 2829/NW LS441](#)

USDA BY-PRODUCT DROP VALUE (STEER) - DAILY

14.74 **Change:** unch

[AMS 2466/LM CT100](#)

5 AREA WEEKLY ACCUMULATED WEIGHTED AVG CATTLE PRICE

As of 10:00 am

	Head Count	Avg Weight	Avg Price
Live Steer	12,958	1,548	260.88
Live Heifer	6,078	1,365	260.85
Dressed Steer	6,689	1,007	411.36
Dressed Heifer	1,596	912	409.91

[AMS 3208/SJ LS710](#)

DAILY CATTLE SLAUGHTER

Today	99,000	
Week Ago	100,000	
Year Ago (act)	100,080	
Week to Date	526,000	
Same Period Last Week	526,000	
Same Period Last Year	574,813	
Previous Day	Steer and Heifer 88,000	Cow and Bull 21,000

[AMS 3209/SJ LS712](#)

BEEF PRODUCTION	5/23/2026 (Estimate)	Last Week (Estimate)	(Actual)
Slaughter	528,000	535,000	576,000
Live Weights	1469	1468	1423
Dressed Weights	901	900	872
Beef Production (millions of pounds)	474	480	502

[AMS 2825/NW LS410](#)

USDA BEEF CARCASS PRICE EQUIVALENT INDEX VALUE

	Choice <u>600-900#</u>	Select <u>600-900#</u>	Dressing percent:	
			<u>Steer</u>	<u>Heifer</u>
Change	\$384.46 (-3.02)	\$377.78 (-2.75)	63.80	63.74

[AMS 2455/LM XB405](#)

USDA NATIONAL CUTTER COW CARCASS CUTOUT

354.90 (-10.07) **90% Lean** 451.86

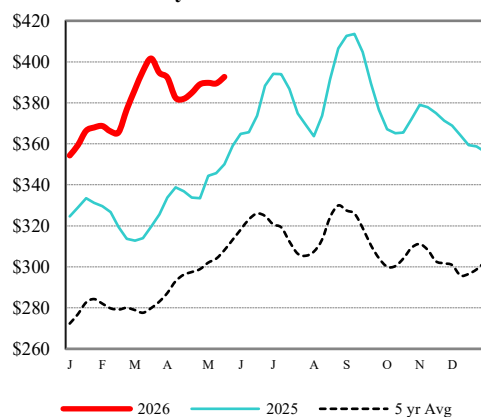
CME LIVE CATTLE

	High	Low	Change	Settle
APR	N/A			
JUN	N/A			
AUG	N/A			

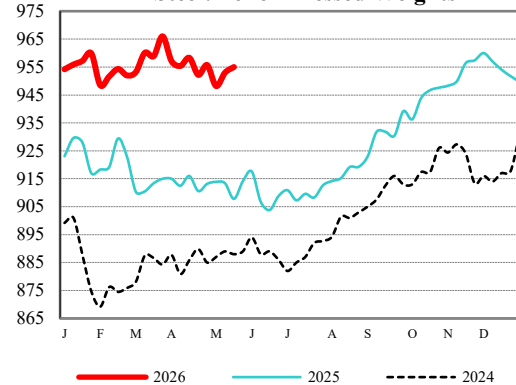
CME FEEDER CATTLE

	High	Low	Change	Settle
APR	N/A			
MAY	N/A			
AUG	N/A			

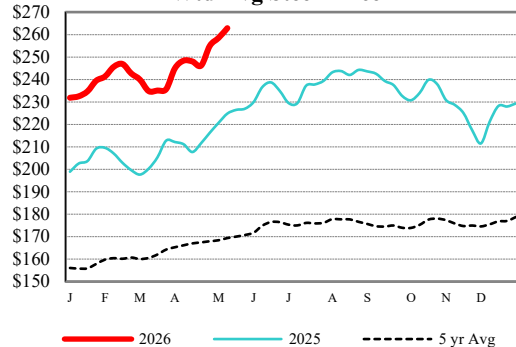
Weekly Choice Cutout



LMR Steer/Heifer Dressed Weights



5 Area Weekly Wtd Avg Steer Price



Weekly Ch/Se Spread

