



---

## **Advertised Prices for Specialty Crops Products at Major Grocery Store Outlets ending during the period of 5/16/2026 to 5/28/2026**

**The information contained in this report reflects prices advertised by major grocery retailers to consumers through circulars and digital promotions and gathered by USDA through a weekly survey.**

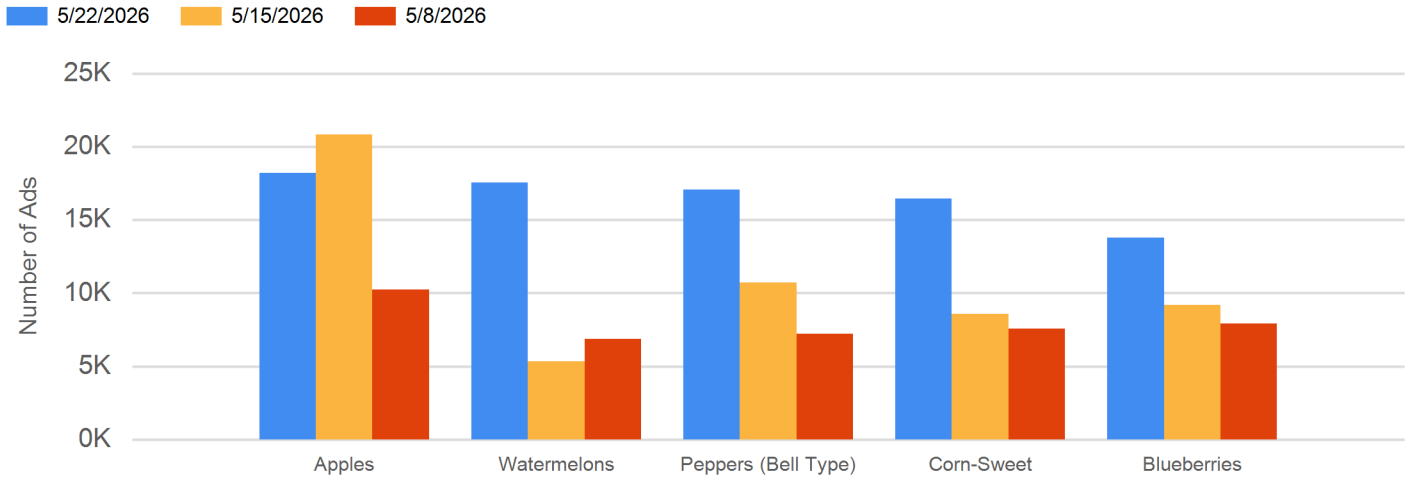
### Memorial Day Specials

Grocery stores were well-stocked with all the necessities for get-togethers held in honor of the Nation's fallen service members. Unsurprisingly, corn and watermelons, top summer holiday favorites, were by far the most advertised items this week. Most flyers heavily featured items for grilling, such as asparagus, sweet onions, colored bell peppers, squash, and even peaches. Several retailers offered packaged kits of burger fixings, including sliced onions, tomatoes, and prepared lettuce leaves. Potatoes, salad blends, carrots, cucumbers, and celery were readily available for a variety of popular salads. Cherries, berries, mangoes, apples, nectarines, and tangerines were featured for fruit salad and desserts. Patriotic-themed floral arrangements and potted ornamentals added to the festive offerings.

Total ad numbers this week were 280,269, a 3% increase from last week's total of 271,238. The total for the same week last year was 2% higher at 286,124. The total number of ads broken out by commodity groups: fruit 155,982 (56%), onions and potatoes 26,926 (10%), vegetables 94,358 (37%), herbs 1,023, ornamentals 518, hemp 33, and honey 2,452. The number of ads for organic produce was 24,797, 9% of total ads.

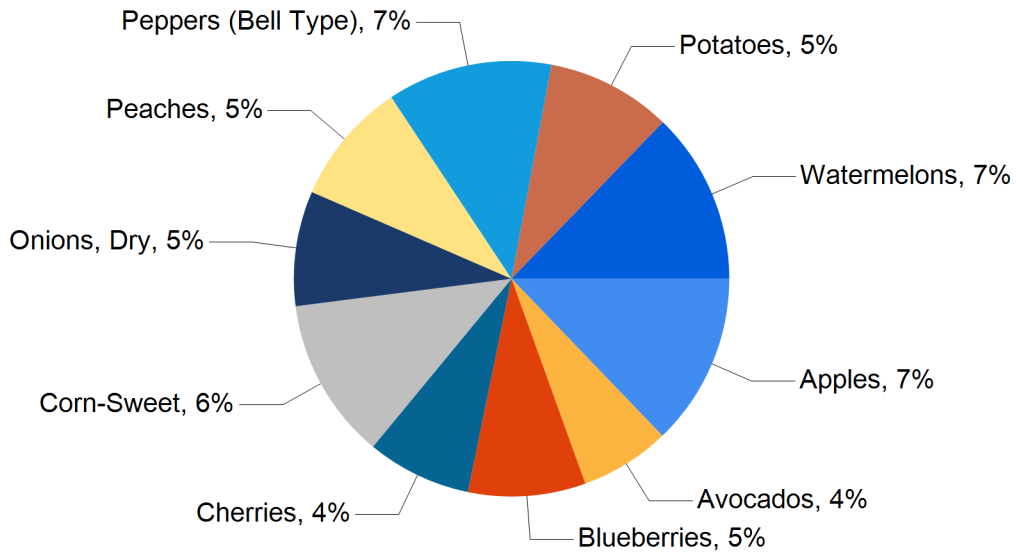
The following are the prices of major advertised items (3,000 plus ads) this week, compared to the same week last year. Significant increases in price for fruit this week included strawberries (1 lb. package) and blueberries (1 pint), both at 11%. Significant decreases included tangerines (3 lb. bag) at 38%, avocados at 24%, red cherries (per lb.) at 13%, blueberries (18 oz.) at 10%, and Pink Lady apples (per lb.) at 10%. There were no significant changes in price for onions and potatoes this week. Significant increases in price for vegetables this week included bell peppers (red and orange at 22%, yellow at 21%), cucumbers at 11%, and sweet corn (each) at 11%.

### Top 5 Commodities Featured This Week

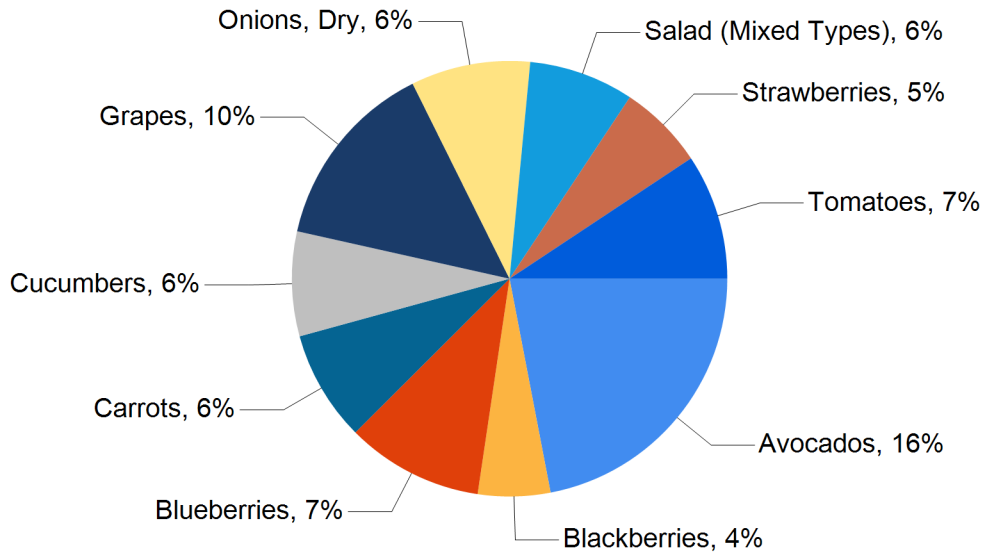


Wtd Avg - Simple weighted average

### Top 10 Commodities as Percentage of Total Conventional Ads

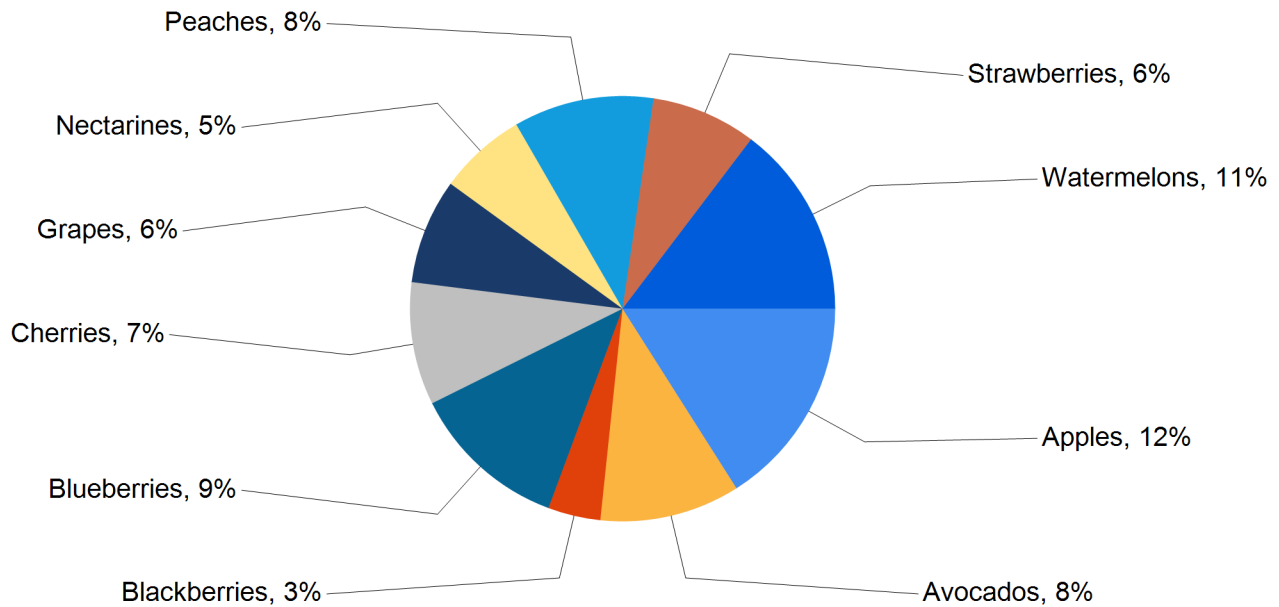


### Top 10 Commodities as Percentage of Total Organic Ads

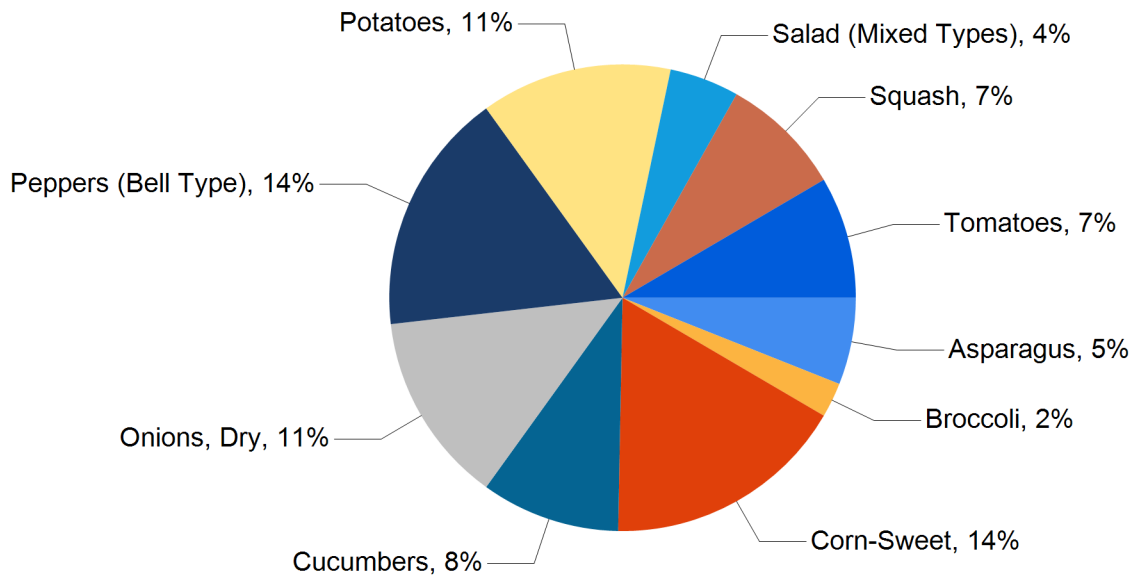


Wtd Avg - Simple weighted average

Top 10 Fruits as Percentage of Total Fruit Ads



Top 10 Vegetables as Percentage of Total Vegetable Ads Including Onions and Potatoes



Wtd Avg - Simple weighted average



## NATIONAL CONVENTIONAL SUMMARY

(not including AK & HI)

Fruit								
Commodity	Variety	Unit	THIS WEEK		LAST WEEK		LAST YEAR	
			Number of Ads	Wtd Avg Price	Number of Ads	Wtd Avg Price	Number of Ads	Wtd Avg Price
Apple Pears		each	231	3.46	484	2.96		
Apples	COSMIC CRISP	2 lb bag	110	2.99			34	2.99
Apples	COSMIC CRISP	3 lb bag	2,393	4.15	2,649	4.09	2,239	4.07
Apples	COSMIC CRISP	per lb	3,117	1.83	4,905	1.99	3,661	1.89
Apples	Envy	per lb	2,257	1.76	2,384	1.73	2,092	1.97
Apples	Fuji	per lb	1,012	1.46	428	1.37	1,187	1.72
Apples	Gala/Royal Gala	per lb	379	2.04	252	1.99	917	1.73
Apples	Granny Smith	3 lb bag	128	2.99	39	3.49		
Apples	Granny Smith	per lb	1,071	1.66	1,187	1.68	734	1.50
Apples	Honeycrisp	3 lb bag	2,010	6.14			22	3.99
Apples	Honeycrisp	per lb	207	2.56	2,510	2.42	566	2.87
Apples	OPAL	3 lb bag	1,484	4.00	2,134	4.11		
Apples	Pink Lady/Cripps Pink	per lb	3,101	1.66	3,120	1.74	2,974	1.84
Apples	Red Delicious	per lb	281	1.51	164	1.58	175	1.11
Apples, Processed	Juice	64 oz (1/2 gallon)	1,145	3.15	2,689	2.57	2,479	2.40
Apples, Processed	Juice Marked Cider	64 oz (1/2 gallon)	23	2.49			279	3.41
Apricots		per lb	140	3.83	955	4.10	277	3.99
Avocados	Hass	4 count mesh bags	965	3.79	695	5.19		
Avocados	Hass	5 count mesh bags	923	4.03	35	3.49		
Avocados	Hass	each	4,621	1.12	6,231	0.84	2,714	1.47
Avocados	Hass-Marked Extra Large	each	271	1.64	681	1.84	42	3.00
Avocados	Hass-Marked Large	each	1,177	1.42	1,340	1.41	474	1.72
Avocados	Hass-Marked Medium	each	1,033	1.29	1,004	0.96	1,408	1.30
Avocados	Hass-Marked Small	each	101	0.29	293	0.44	346	0.99
Avocados	Various Greenskin Varieties	each	40	1.99				
Avocados	Various Greenskin Varieties	per lb	31	1.28				
Bananas		per lb	336	0.63	707	0.56	463	0.58
Blackberries		1 pint (11-12 oz cntr w/ lid)	453	5.28	858	4.20	66	4.66
Blackberries		5.6-6 oz package	2,624	2.72	2,999	2.89	3,349	2.87
Blueberries		1 pint (11-12 oz cntr w/ lid)	7,832	2.83	4,508	2.90	4,945	2.55
Blueberries		18 oz package	3,663	5.14	1,436	4.90	1,686	5.71
Blueberries		6 oz package	401	3.18	482	2.95	428	2.89
Blueberries		9.8 oz package	117	6.99	508	5.99		
Cantaloupes		each	3,012	3.16	5,234	2.99	2,350	3.47
Cantaloupes		per lb	347	0.80	240	0.69	204	0.82

Wtd Avg - Simple weighted average



Weekly Grocery Store Specialty Crops Feature Activity  
Friday, May 22, 2026 - Page 6

Commodity	Variety	Unit	THIS WEEK		LAST WEEK		LAST YEAR	
			Number of Ads	Wtd Avg Price	Number of Ads	Wtd Avg Price	Number of Ads	Wtd Avg Price
Cherries	Red Varieties	per lb	10,589	4.68	9,522	5.31	6,858	5.39
Clementines		2 lb bag	484	4.82	199	4.03	171	4.39
Clementines		3 lb bag	136	4.99	485	5.47	512	5.93
Coconut		each	20	2.99	20	2.99		
Coconut	DRY	each	40	1.50	429	1.99		
Grapefruit	RED	3 lb bags	22	3.99				
Grapefruit	RED	each	74	1.00	346	1.34	301	1.17
Grapes	Black Seedless	per lb	505	2.92	627	3.12	523	3.22
Grapes	Red Seedless	per lb	2,381	3.47	2,986	3.12	3,940	3.15
Grapes	White Seedless Type	per lb	3,152	3.85	5,372	2.75	2,750	3.87
Honeydews		each	75	2.67	940	4.05	122	3.99
Honeydews		per lb	155	0.99	109	0.66	107	0.99
Kiwifruit	Hayward	1-lb containers with lids	1,027	4.15	204	5.24	131	4.99
Kiwifruit	Hayward	2-lb containers with lids	445	5.84	131	5.99	413	4.99
Kiwifruit	Hayward	each	509	0.53	20	0.67	139	0.65
Kiwifruit	Yellow Flesh	1-lb containers with lids	1,691	4.96	1,255	5.19	1,152	5.19
Kiwifruit	Yellow Flesh	2-lb containers with lids	770	8.41			322	6.99
Lemons		1 lb bag	133	3.27			37	2.49
Lemons		2 lb bag	992	3.94	2,837	3.50	2,258	3.55
Lemons		each	2,517	0.66	2,120	0.60	1,894	0.58
Limes		2 pound bags	1,935	3.97	266	4.43		
Limes		each	2,012	0.51	1,613	0.36	1,893	0.51
Mangoes	Round Varieties	each	1,429	1.03	5,000	0.89	5,912	1.19
Mangoes	Round Varieties Marked Extra Large	each	257	1.49	132	1.05	132	1.76
Mangoes	Round Varieties Marked Large	each	996	1.10	535	1.10	1,874	1.62
Mangoes	Yellow Varieties	each	1,473	0.92	2,112	1.45	3,081	1.31
Mangoes	Yellow Varieties Marked Large	each	272	0.94	46	1.29	310	0.99
Nectarines	Various White Flesh Varieties	per lb	3,077	3.35	312	2.98	1,681	3.16
Nectarines	Various Yellow Flesh Varieties	2 lb bags	183	5.00				
Nectarines	Various Yellow Flesh Varieties	per lb	4,407	3.26	1,291	3.38	2,337	3.13
Oranges	Blood Orange	each	65	1.25				
Oranges	Navel	3 lb bag	495	4.83	1,510	4.33	524	5.59
Oranges	Navel	4 lb bag	538	4.99	653	4.55	1,156	4.98
Oranges	Navel	5 lb bag	277	4.99				
Oranges	Navel	each	1,214	0.92	2,060	0.94	1,345	1.07
Oranges	Navel	per lb	1,519	1.51	2,950	1.40	1,860	1.77
Oranges	Navel, Cara Cara	3 lb bag	611	4.59	2,503	4.26		
Oranges	Navel, Cara Cara	each	65	1.67	522	1.17	203	1.25
Oranges	Valencia	each	38	0.40				
Papaya	Maradol/Tainung Types	per lb	1,370	1.27	2,139	1.43	787	1.05
Peaches	Various White Flesh Varieties	2 lb bags	183	5.00				

Wtd Avg - Simple weighted average



Weekly Grocery Store Specialty Crops Feature Activity  
Friday, May 22, 2026 - Page 7

Commodity	Variety	Unit	THIS WEEK		LAST WEEK		LAST YEAR	
			Number of Ads	Wtd Avg Price	Number of Ads	Wtd Avg Price	Number of Ads	Wtd Avg Price
Peaches	Various White Flesh Varieties	per lb	3,337	3.29	625	3.69	3,242	3.08
Peaches	Various Yellow Flesh Varieties	2 lb bags	701	4.39				
Peaches	Various Yellow Flesh Varieties	per lb	8,351	2.50	1,574	3.36	8,171	2.46
Pears	Bartlett	each	162	1.25				
Pears	Bartlett	per lb	322	1.69	1,733	1.86	420	1.51
Pears	Bosc	each	162	1.25				
Pears	Bosc	per lb	111	1.87	178	1.69		
Pears	D'Anjou	each	162	1.25	131	1.00		
Pears	D'Anjou	per lb	72	1.24	538	1.65	377	2.08
Pineapples		each	2,772	2.45	2,033	2.93	3,094	3.13
Pineapples		per lb	23	1.29	170	0.99	219	0.85
Plantains		per lb	464	0.77	276	0.75		
Plums		per lb	122	2.99			38	2.79
Raspberries		1 pint (11-12 oz cntr w/ lid)	436	4.59	663	4.30	464	4.70
Raspberries		6 oz package	1,627	2.89	3,492	3.17	2,537	3.16
Strawberries		1 lb package	5,684	2.73	6,955	3.31	8,123	2.45
Strawberries		2 lb package	2,203	5.00	1,952	5.53	3,076	4.71
Tangelos		each	366	1.00	366	1.00		
Tangerines/Mandarins		2 lb bag	137	4.69	721	4.21	502	4.07
Tangerines/Mandarins		3 lb bag	3,339	3.55	1,818	4.59	700	5.75
Tangerines/Mandarins		per lb	116	1.38	181	1.53	276	1.65
Watermelons	Red Flesh Seeded Type	each	104	6.98			799	4.13
Watermelons	Red Flesh Seeded Type	per lb	116	0.55	22	0.59	21	0.25
Watermelons	Red Flesh Seedless Miniature	each	2,756	3.56	1,938	4.48	3,926	3.65
Watermelons	Red Flesh Seedless Type	each	13,360	5.22	3,063	5.44	13,012	5.03
Watermelons	Red Flesh Seedless Type	per lb	1,182	0.42	222	0.43	1,786	0.57

**Potatoes & Onions**

Commodity	Variety	Unit	THIS WEEK		LAST WEEK		LAST YEAR	
			Number of Ads	Wtd Avg Price	Number of Ads	Wtd Avg Price	Number of Ads	Wtd Avg Price
Onions, Dry	RED	per lb	896	1.47	344	2.66	497	1.59
Onions, Dry	Red, Marked Sweet	3 lb bag	60	3.99				
Onions, Dry	WHITE	3 lb bag	37	2.50	21	2.50	42	1.00
Onions, Dry	WHITE	per lb	541	1.36	86	0.98	688	0.79
Onions, Dry	YELLOW	2 lb bag	130	1.86	160	1.95	125	1.72
Onions, Dry	YELLOW	3 lb bag	184	2.31	2,113	2.65	707	2.19
Onions, Dry	YELLOW	per lb	431	0.86	421	0.80	519	0.77
Onions, Dry	YELLOW MARKED SWEET	2 lb bag	964	2.06	159	2.50	1,052	2.53
Onions, Dry	YELLOW MARKED SWEET	3 lb bag	2,731	3.66	3,610	3.74	863	3.46
Onions, Dry	YELLOW MARKED SWEET	4 lb bag	1,170	3.00				
Onions, Dry	YELLOW MARKED SWEET	5 lb bag	572	5.34	874	5.20	2,099	4.80
Onions, Dry	YELLOW MARKED SWEET	per lb	4,030	1.27	3,951	1.18	4,458	1.20
Potatoes	FINGERLING	24 oz bag	290	3.68				

Wtd Avg - Simple weighted average



Weekly Grocery Store Specialty Crops Feature Activity  
Friday, May 22, 2026 - Page 8

Commodity	Variety	Unit	THIS WEEK		LAST WEEK		LAST YEAR	
			Number of Ads	Wtd Avg Price	Number of Ads	Wtd Avg Price	Number of Ads	Wtd Avg Price
Potatoes	MIXED COLORS	24 oz bag	362	3.70	186	3.34		
Potatoes	MIXED COLORS	3 lb bag	215	4.80	27	3.49		
Potatoes	ROUND RED	10 lb bag	65	7.99	65	7.99		
Potatoes	ROUND RED	24 oz bag	1,018	3.43	230	3.79		
Potatoes	ROUND RED	3 lb bag	535	3.39	158	2.99	151	2.98
Potatoes	ROUND RED	5 lb bag	504	4.39	1,845	4.57	1,942	3.45
Potatoes	ROUND RED	per lb	213	1.06	370	1.03	556	1.01
Potatoes	ROUND WHITE	5 lb bag	106	4.34				
Potatoes	ROUND WHITE	per lb	63	0.92	42	0.99	103	0.93
Potatoes	RUSSET	10 lb bag	351	4.03	561	4.05	387	3.81
Potatoes	RUSSET	4 lb bag	57	1.49	26	1.48		
Potatoes	RUSSET	5 lb bag	5,126	2.78	3,986	2.48	4,746	2.91
Potatoes	RUSSET	8 lb bag	188	3.80	546	2.67	176	3.65
Potatoes	RUSSET	per lb	1,526	0.94	2,429	0.98	1,198	0.92
Potatoes	YELLOW TYPE	24 oz bag	814	3.40	503	3.48		
Potatoes	YELLOW TYPE	3 lb bag	873	4.01	142	2.80	151	2.98
Potatoes	YELLOW TYPE	4 lb bag	272	4.99				
Potatoes	YELLOW TYPE	5 lb bag	169	3.84	521	4.05	661	3.92
Potatoes	YELLOW TYPE	per lb	42	1.60	133	0.96	329	0.89

**Vegetables**

Commodity	Variety	Unit	THIS WEEK		LAST WEEK		LAST YEAR	
			Number of Ads	Wtd Avg Price	Number of Ads	Wtd Avg Price	Number of Ads	Wtd Avg Price
Artichokes		each	60	2.50	1,041	3.34	73	2.99
Asparagus	GREEN	per lb	4,960	3.07	794	4.34	5,860	3.32
Beans	ROUND GREEN TYPE	12 oz bag	1,780	2.57	1,004	2.98	484	3.13
Beans	ROUND GREEN TYPE	per lb	349	1.98	1,914	2.22	561	1.68
Beets		per lb	97	0.99	140	1.01		
Broccoli		per bunch	74	1.99	185	1.99	1,195	2.99
Broccoli	CROWN CUT	per lb	2,102	2.03	716	2.34	1,703	1.98
Brussels Sprouts		1 lb bag	27	2.99	1,231	2.52	945	2.49
Brussels Sprouts		per lb	35	1.99	372	2.22		
Cabbage	ROUND GREEN TYPE	per lb	1,882	0.77	3,273	0.67	770	0.73
Cactus Leaf (Nopales)		per lb	22	0.69				
Carrots		1 lb bag	296	1.30	38	1.29		
Carrots	BABY PEELED	1 lb bag	412	1.32	1,184	1.36	1,079	1.52
Carrots	BABY PEELED	2 lb bag	629	2.39	241	2.58	869	2.63
Cauliflower		each	150	2.99	537	3.57	716	3.02
Celery		each	306	1.78	575	1.71	204	1.05
Celery	HEARTS	per package	185	2.99	199	2.99	542	2.71
Chayote		each	241	0.80	31	0.50		
Chayote		per lb	30	1.29	284	0.84	190	1.29
Cilantro		per bunch	840	0.69	939	0.50	921	0.67

Wtd Avg - Simple weighted average



Weekly Grocery Store Specialty Crops Feature Activity  
Friday, May 22, 2026 - Page 9

Commodity	Variety	Unit	THIS WEEK		LAST WEEK		LAST YEAR	
			Number of Ads	Wtd Avg Price	Number of Ads	Wtd Avg Price	Number of Ads	Wtd Avg Price
Collards		per bunch	59	1.25				
Corn-Sweet		each	10,225	0.42	3,986	0.59	11,388	0.38
Corn-Sweet		trays 4-5 ears film wrapped	6,255	3.01	4,587	3.62	5,368	3.09
Cucumbers		each	3,464	0.83	3,352	0.76	2,246	0.75
Cucumbers	LONG SEEDLESS - Greenhouse	each	2,963	1.12	2,073	1.37	3,895	1.21
Cucumbers	PERSIAN - Greenhouse	12-14 oz trays filmwrapped	1,215	2.04	191	2.37		
Cucumbers	PERSIAN - Greenhouse	16 oz bag	291	2.67	3,172	1.88		
Cucumbers	PERSIAN - Greenhouse	5-6 ct trays filmwrapped	700	2.24	901	2.48		
Curly Parsley		per bunch	65	1.49				
Eggplant		per lb	167	1.49	896	1.49	1,071	1.31
Garlic		per sleeve	323	2.00	457	1.58	126	1.99
Jalapeno Peppers		per lb	654	1.29	327	1.09	785	1.38
Jicama		per lb	186	0.89	232	0.89		
Kale		per bunch	65	1.99				
Kale		per lb	20	1.49	225	1.58		
Lettuce	Boston - Greenhouse	2 count	129	3.99				
Lettuce	Boston - Greenhouse	4 oz containers with lid	371	3.49				
Lettuce	Green Leaf	each	114	1.66	339	2.44	46	1.29
Lettuce	Green Leaf	per lb	65	2.49			65	1.99
Lettuce	Red Leaf	each	114	1.66	339	2.44	78	1.17
Lettuce	Red Leaf	per lb	65	2.49			65	1.99
Lettuce	Romaine (Hearts)	3 count	703	3.42	986	3.68	1,051	2.94
Mixed Mini Sweet Peppers		1 lb package	701	3.75	628	2.59	946	3.40
Mixed Mini Sweet Peppers		8 oz package	23	2.50	205	2.50		
Mushrooms	CREMINI	1 lb package	241	3.99	272	3.69		
Mushrooms	CREMINI	8 oz package	561	2.65	2,245	1.75	337	2.97
Mushrooms	PORTOBELLA	6 oz package	334	3.69	186	3.44	675	3.12
Mushrooms	WHITE	8 oz package	508	1.74	2,344	1.65	581	1.94
Onions, Green		per bunch	961	0.81	1,211	0.82	1,078	0.86
Onions, Green	BULB TYPE	per bunch	263	0.79	22	0.50		
Peppers (Bell Type)	ASSORTED COLORS	3 count filmbag	1,604	3.17	3,944	3.04		
Peppers (Bell Type)	GREEN	each	536	1.11	567	1.01	1,064	0.91
Peppers (Bell Type)	GREEN	per lb	160	2.14	302	1.44	404	1.66
Peppers (Bell Type)	ORANGE - Greenhouse	each	637	1.36	34	1.66	1,073	1.33
Peppers (Bell Type)	ORANGE	each	3,813	1.43	1,803	1.40	3,947	1.17
Peppers (Bell Type)	ORANGE	per lb	303	3.43	94	3.18	662	3.08
Peppers (Bell Type)	RED - Greenhouse	each	563	1.37	34	1.66	1,073	1.33
Peppers (Bell Type)	RED	each	4,004	1.44	2,000	1.40	4,000	1.18
Peppers (Bell Type)	RED	per lb	409	3.23	125	2.61	802	2.94
Peppers (Bell Type)	YELLOW - Greenhouse	each	637	1.36	34	1.66	1,073	1.33
Peppers (Bell Type)	YELLOW	each	3,813	1.43	1,674	1.37	3,974	1.18

Wtd Avg - Simple weighted average



Commodity	Variety	Unit	THIS WEEK		LAST WEEK		LAST YEAR	
			Number of Ads	Wtd Avg Price	Number of Ads	Wtd Avg Price	Number of Ads	Wtd Avg Price
Peppers (Bell Type)	YELLOW	per lb	303	3.43	94	3.18	662	3.08
Plain Parsley		per bunch	65	1.49	35	0.99		
Radishes		per bunch	654	0.92	538	0.98	626	0.87
Salad (Mixed Types)		10-12 oz package	1,512	2.77	3,109	2.57	1,802	2.57
Salad (Mixed Types)		5-9 oz package	1,783	2.80	2,420	2.69	1,238	3.02
Spinach		per bunch	30	0.99	147	1.58		
Spinach	FLAT TYPE	5-7 oz package	183	3.50			22	3.50
Spinach	FLAT TYPE	8-10 oz package	365	2.60	227	2.52	630	1.38
Squash	GREY	per lb	294	1.00	131	0.97	196	0.92
Squash	Yellow Crookneck/Straightneck	per lb	2,468	1.50	3,573	1.53	2,968	1.50
Squash	Zucchini	per lb	4,912	1.34	3,957	1.54	5,774	1.35
Sweet Potatoes		per lb	960	1.14	1,567	1.16	73	1.19
Tomatillos		per lb	512	0.93	352	0.84	410	0.80
Tomatoes		per lb	237	2.38	1,195	2.49	757	1.36
Tomatoes	Cherry Type	1 pint package	187	2.00	29	2.00		
Tomatoes	Cherry Type	10 oz package	109	3.00	243	2.58	332	2.15
Tomatoes	GRAPE TYPE	1 pint package	1,383	2.72	2,405	2.65	1,578	2.24
Tomatoes	GRAPE TYPE	10 oz package	866	2.88	1,043	2.86	2,400	2.24
Tomatoes	GRAPE TYPE	16 oz	27	3.99	463	4.99		
Tomatoes	Plum Type (Roma)	per lb	626	1.46	1,699	2.30	1,055	1.30
Tomatoes	VINE RIPES	per lb	122	1.14	1,195	2.49	1,297	1.20
Tomatoes	VINE RIPES - Greenhouse	per lb	525	2.01	166	1.93	1,627	1.98
Tomatoes	Vine Ripes - Heirloom Varieties - Greenhouse	per lb	593	3.23	23	2.99	791	3.84
Tomatoes	VINE RIPES - ON THE VINE - Greenhouse	per lb	2,485	1.79	682	2.19	5,255	1.57
Turnip Tops		per bunch	59	1.25				

**Other Specialty Crop Items**

Commodity	Variety	Unit	THIS WEEK		LAST WEEK		LAST YEAR	
			Number of Ads	Wtd Avg Price	Number of Ads	Wtd Avg Price	Number of Ads	Wtd Avg Price
Honey		12 oz	1,042	5.82	474	4.72		
Honey		16 oz	643	8.58	214	8.51		

**Seasonal Items**

Commodity	Variety	Unit	THIS WEEK		LAST WEEK		LAST YEAR	
			Number of Ads	Wtd Avg Price	Number of Ads	Wtd Avg Price	Number of Ads	Wtd Avg Price
Ornamentals	Chrysanthemums	6 inch pot	183	7.66	199	16.99	698	8.98
Ornamentals	Rose, Hybrid Tea	bunched 12s	324	12.98	497	16.82	2,537	13.90

Wtd Avg - Simple weighted average



### REGIONAL CONVENTIONAL DETAILS

Commodity	Variety	Unit	NORTHEAST U.S.				SOUTHEAST U.S.				MIDWEST U.S.			
			Price Range	Number of Ads	Wtd Avg Price	% Marked Local	Price Range	Number of Ads	Wtd Avg Price	% Marked Local	Price Range	Number of Ads	Wtd Avg Price	% Marked Local
<b>FRUIT</b>														
Apple Pears		each										3.29	44	3.29
Apples	COSMIC CRISP	3 lb bag					4.99	463	4.99			3.99 - 4.99	730	4.02
Apples	COSMIC CRISP	per lb	1.79 - 1.99	344	1.95		1.99	463	1.99			1.49 - 2.49	806	1.64
Apples	Envy	per lb					1.99	463	1.99			1.49 - 1.99	765	1.57
Apples	Fuji	per lb	1.49	413	1.49							1.48 - 1.49	254	1.48
Apples	Gala/Royal Gala	per lb	1.49 - 2.49	357	2.05							1.79	22	1.79
Apples	Granny Smith	per lb	1.49 - 2.49	407	1.81							1.48 - 1.79	357	1.50
Apples	Honeycrisp	3 lb bag	6.49	339	6.49		4.99 - 6.49	830	5.65			6.49	404	6.49
Apples	Honeycrisp	per lb										2.49 - 2.99	134	2.59
Apples	OPAL	3 lb bag										3.99 - 4.99	581	4.03
Apples	Pink Lady/Cripps Pink	per lb	1.49	413	1.49		0.98 - 1.99	650	1.70			1.49 - 1.99	875	1.58
Apples	Red Delicious	per lb					1.68	26	1.68					
Apples, Processed	Juice	64 oz (1/2 gallon)	2.50 - 3.99	294	3.66							2.99 - 3.99	284	3.09
Apricots		per lb										2.99	22	2.99
Avocados	Hass	4 count mesh bags	2.99 - 4.99	371	3.34		3.50 - 4.99	594	4.07					
Avocados	Hass	5 count mesh bags	3.49 - 3.99	574	3.85		3.99 - 4.49	314	4.43			3.49	35	3.49
Avocados	Hass	each	0.69 - 1.25	1185	0.89		0.75 - 1.25	1734	1.16			0.50 - 1.67	501	1.06
Avocados	Hass-Marked Extra Large	each										1.50	245	1.50
Avocados	Hass-Marked Large	each	1.67	122	1.67		1.67	86	1.67			1.50 - 1.67	89	1.63
Avocados	Hass-Marked Medium	each	1.00	183	1.00									
Avocados	Various Greenskin Varieties	each					1.99	40	1.99					
Avocados	Various Greenskin Varieties	per lb					1.28	31	1.28					
Bananas		per lb	0.59 - 0.69	82	0.62							0.48	96	0.48
Blackberries		1 pint (11-12 oz cntr w/ lid)	4.99 - 5.99	453	5.28									
Blackberries		5.6-6 oz package	1.67 - 3.49	636	2.70		2.49 - 3.99	792	2.99			1.67 - 3.00	681	2.22
Blueberries		1 pint (11-12 oz cntr w/ lid)	1.99 - 4.99	2772	2.83		2.29 - 3.99	1142	2.80			1.77 - 5.98	2746	2.92
Blueberries		18 oz package	3.99 - 5.99	367	5.52		3.99 - 4.99	919	4.49	50		3.50 - 6.99	49	5.07
Blueberries		6 oz package	5.99	38	5.99		1.98 - 3.34	198	3.16			2.99	22	2.99
Blueberries		9.8 oz package					6.99	117	6.99					
Cantaloupes		each	2.50 - 3.99	772	2.96		2.99 - 3.99	908	3.39			2.99 - 4.99	328	4.55
Cantaloupes		per lb										0.97 - 0.99	155	0.99
Cherries	Red Varieties	per lb	2.99 - 7.99	1722	4.94		2.49 - 5.99	3939	5.01			2.97 - 6.99	1718	4.76
Clementines		2 lb bag	4.99	237	4.99		4.99	37	4.99			3.99 - 4.99	103	4.18
Clementines		3 lb bag	4.99 - 5.00	136	4.99									
Coconut		each	2.99	20	2.99									

Wtd Avg - Simple weighted average



Weekly Grocery Store Specialty Crops Feature Activity  
Friday, May 22, 2026 - Page 12

Commodity	Variety	Unit	NORTHEAST U.S.				SOUTHEAST U.S.				MIDWEST U.S.			
			Price Range	Number of Ads	Wtd Avg Price	% Marked Local	Price Range	Number of Ads	Wtd Avg Price	% Marked Local	Price Range	Number of Ads	Wtd Avg Price	% Marked Local
Coconut	DRY	each					1.50	40	1.50					
Grapefruit	RED	3 lb bags								3.99	22	3.99		
Grapefruit	RED	each					1.00	74	1.00					
Grapes	Black Seedless	per lb	2.99	287	2.99		2.99	74	2.99	2.99	114	2.99		
Grapes	Red Seedless	per lb	2.99 - 3.49	477	3.04		1.99 - 3.99	240	2.94	1.99 - 3.99	324	3.50		
Grapes	White Seedless Type	per lb	2.95 - 3.99	491	3.30		2.99 - 3.99	1303	3.93	2.99 - 3.99	302	3.61		
Honeydews		each					1.50	31	1.50	2.99 - 3.99	44	3.49		
Honeydews		per lb								0.97 - 0.99	155	0.99		
Kiwifruit	Hayward	1-lb containers with lids	3.50 - 5.00	345	4.30					3.99	559	3.99		
Kiwifruit	Hayward	2-lb containers with lids	6.99	190	6.99									
Kiwifruit	Hayward	each	0.50 - 0.69	247	0.53		0.50 - 0.80	262	0.54					
Kiwifruit	Yellow Flesh	1-lb containers with lids	4.99 - 5.99	484	5.68		4.49 - 5.99	577	4.66	3.99 - 4.99	359	4.57		
Kiwifruit	Yellow Flesh	2-lb containers with lids	8.99	322	8.99									
Lemons		1 lb bag					2.99 - 3.49	111	3.32	2.99	22	2.99		
Lemons		2 lb bag	3.99	378	3.99					2.69 - 3.99	614	3.92		
Lemons		each	0.40 - 0.83	1265	0.50		0.50 - 0.89	315	0.54	0.59 - 1.00	373	0.87		
Limes		2 pound bags	3.99	151	3.99		3.99	1195	3.99	3.99	559	3.99		
Limes		each	0.40 - 1.00	741	0.51		0.33	406	0.33	0.69 - 0.99	295	0.89		
Mangoes	Round Varieties	each	0.50 - 1.33	221	1.08					0.89 - 1.50	61	1.11		
Mangoes	Round Varieties Marked Large	each					1.00	366	1.00					
Mangoes	Yellow Varieties	each	0.69 - 1.11	535	0.79		1.11	86	1.11	1.11	67	1.11		
Nectarines	Various White Flesh Varieties	per lb	2.99 - 5.99	275	3.70		3.49	1195	3.49	3.99	188	3.99		
Nectarines	Various Yellow Flesh Varieties	2 lb bags	5.00	183	5.00									
Nectarines	Various Yellow Flesh Varieties	per lb	2.99 - 5.99	255	3.75		3.49	1195	3.49	1.99 - 3.99	365	3.75		
Oranges	Blood Orange	each	1.25	65	1.25									
Oranges	Navel	3 lb bag					3.99 - 4.99	473	4.92	2.99	22	2.99		
Oranges	Navel	4 lb bag	4.95 - 5.49	351	5.45		4.98 - 4.99	60	4.99	4.99	20	4.99		
Oranges	Navel	5 lb bag					4.99	277	4.99					
Oranges	Navel	each	0.50 - 1.67	411	0.99		0.50 - 1.00	668	0.83	0.79 - 1.25	135	1.12		
Oranges	Navel	per lb					1.69	1195	1.69					
Oranges	Navel, Cara Cara	3 lb bag					4.99	366	4.99	3.99	245	3.99		
Oranges	Navel, Cara Cara	each	1.67	65	1.67									
Oranges	Valencia	each	0.40	38	0.40									
Papaya	Maradol/Tainung Types	per lb	1.29 - 1.99	92	1.58					0.79 - 1.29	747	1.16		
Peaches	Various White Flesh Varieties	2 lb bags	5.00	183	5.00									
Peaches	Various White Flesh Varieties	per lb	2.99 - 5.99	275	3.70		1.79 - 3.49	1229	3.44	2.99	188	2.99		
Peaches	Various Yellow Flesh Varieties	2 lb bags	3.49 - 5.00	701	4.39									
Peaches	Various Yellow Flesh Varieties	per lb	0.99 - 2.99	1189	2.48		0.89 - 3.49	3306	2.11	1.99 - 3.99	427	3.21		
Pears	Bartlett	each	1.25	162	1.25									

Wtd Avg - Simple weighted average



Weekly Grocery Store Specialty Crops Feature Activity  
Friday, May 22, 2026 - Page 13

Commodity	Variety	Unit	NORTHEAST U.S.				SOUTHEAST U.S.				MIDWEST U.S.			
			Price Range	Number of Ads	Wtd Avg Price	% Marked Local	Price Range	Number of Ads	Wtd Avg Price	% Marked Local	Price Range	Number of Ads	Wtd Avg Price	% Marked Local
Pears	Bartlett	per lb	1.69	322	1.69									
Pears	Bosc	each	1.25	162	1.25									
Pears	Bosc	per lb	2.49	65	2.49									
Pears	D'Anjou	each	1.25	162	1.25									
Pears	D'Anjou	per lb					1.68	26	1.68					
Pineapples		each	1.99 - 3.99	1214	2.54		1.99 - 3.88	1255	2.10		2.99	158	2.99	
Plantains		per lb									0.79	188	0.79	
Raspberries		1 pint (11-12 oz cntr w/ lid)	5.99	131	5.99									
Raspberries		6 oz package	2.50 - 3.49	320	3.20		2.49 - 3.33	575	2.95		1.77 - 3.00	473	2.24	
Strawberries		1 lb package	1.99 - 5.32	1619	2.84		2.50 - 3.99	1726	2.81		1.88 - 4.99	1239	2.83	
Strawberries		2 lb package	5.99	150	5.99						4.44 - 5.99	229	4.85	
Tangelos		each					1.00	366	1.00					
Tangerines/Mandarins		2 lb bag	4.99	25	4.99									
Tangerines/Mandarins		3 lb bag	2.99 - 5.99	941	4.01		2.99 - 4.99	788	3.08		2.99 - 5.99	943	3.20	
Watermelons	Red Flesh Seeded Type	each									6.99 - 9.99	44	8.49	
Watermelons	Red Flesh Seedless Miniature	each	2.99 - 3.49	363	3.46		2.99 - 5.99	635	3.47		3.49	404	3.49	
Watermelons	Red Flesh Seedless Type	each	2.99 - 6.99	2232	5.33		2.50 - 8.99	5950	5.49	12	3.88 - 7.99	2579	5.15	
Watermelons	Red Flesh Seedless Type	per lb	0.99	20	0.99									

**POTATOES & ONIONS**

Onions, Dry	RED	per lb	1.29 - 1.99	560	1.41						1.68	199	1.68
Onions, Dry	Red, Marked Sweet	3 lb bag	3.99	60	3.99								
Onions, Dry	WHITE	3 lb bag					2.50	37	2.50				
Onions, Dry	WHITE	per lb									0.69 - 1.68	221	1.58
Onions, Dry	YELLOW	2 lb bag					1.49	34	1.49		1.99	96	1.99
Onions, Dry	YELLOW	3 lb bag					2.50 - 3.49	74	2.78				
Onions, Dry	YELLOW	per lb					0.78	26	0.78		0.69	22	0.69
Onions, Dry	YELLOW MARKED SWEET	2 lb bag	1.99 - 3.50	304	2.63		2.49	277	2.49		1.29	383	1.29
Onions, Dry	YELLOW MARKED SWEET	3 lb bag	3.00 - 4.99	385	3.81		2.59 - 3.99	1887	3.62		2.50 - 3.99	284	3.68
Onions, Dry	YELLOW MARKED SWEET	4 lb bag	3.00	76	3.00		3.00	1094	3.00				
Onions, Dry	YELLOW MARKED SWEET	5 lb bag	4.99 - 5.99	397	5.73						3.49 - 4.99	175	4.47
Onions, Dry	YELLOW MARKED SWEET	per lb	0.79 - 1.69	1253	1.04		0.99 - 1.69	474	1.38		0.99 - 1.49	667	1.31
Potatoes	FINGERLING	24 oz bag	3.50 - 3.99	290	3.68								
Potatoes	MIXED COLORS	24 oz bag	3.50 - 3.99	311	3.70						3.49	28	3.49
Potatoes	MIXED COLORS	3 lb bag									4.99	188	4.99
Potatoes	ROUND RED	10 lb bag	7.99	65	7.99								

Wtd Avg - Simple weighted average



Weekly Grocery Store Specialty Crops Feature Activity  
Friday, May 22, 2026 - Page 14

Commodity	Variety	Unit	NORTHEAST U.S.				SOUTHEAST U.S.				MIDWEST U.S.			
			Price Range	Number of Ads	Wtd Avg Price	% Marked Local	Price Range	Number of Ads	Wtd Avg Price	% Marked Local	Price Range	Number of Ads	Wtd Avg Price	% Marked Local
Potatoes	ROUND RED	24 oz bag	2.99 - 4.99	981	3.44		2.99	37	2.99					
Potatoes	ROUND RED	3 lb bag								2.88 - 2.99	253	2.98		
Potatoes	ROUND RED	5 lb bag	3.99 - 4.99	61	4.38		4.99	228	4.99	2.97 - 3.79	99	3.48		
Potatoes	ROUND RED	per lb	0.69 - 1.29	103	1.07									
Potatoes	ROUND WHITE	5 lb bag	7.99	38	7.99		2.69	38	2.69					
Potatoes	RUSSET	10 lb bag	3.95 - 7.99	94	6.74		5.69	27	5.69					
Potatoes	RUSSET	4 lb bag					1.48 - 1.50	57	1.49					
Potatoes	RUSSET	5 lb bag	1.79 - 3.99	527	2.63		2.29 - 3.99	2474	3.27	1.49 - 2.99	899	2.19		
Potatoes	RUSSET	8 lb bag					2.99	34	2.99					
Potatoes	RUSSET	per lb	0.99 - 1.29	255	1.07		0.59 - 0.99	173	0.84	0.79 - 1.29	366	1.06		
Potatoes	YELLOW TYPE	24 oz bag	2.99 - 4.99	777	3.42		2.99	37	2.99					
Potatoes	YELLOW TYPE	3 lb bag	5.00	150	5.00					2.88 - 4.99	441	3.84		
Potatoes	YELLOW TYPE	4 lb bag	4.99	272	4.99									
Potatoes	YELLOW TYPE	5 lb bag								3.49 - 3.79	74	3.65		
Potatoes	YELLOW TYPE	per lb	1.29	20	1.29									
<b>VEGETABLES</b>														
Asparagus	GREEN	per lb	2.49 - 4.99	156	3.00		1.99 - 2.99	2031	2.68	2.99 - 3.99	1150	3.17	80	
Beans	ROUND GREEN TYPE	12 oz bag	2.50 - 2.99	509	2.76		2.50	1232	2.50	2.50	39	2.50		
Beans	ROUND GREEN TYPE	per lb	2.49	65	2.49		1.99 - 2.49	107	2.33	0.99 - 1.49	125	1.40		
Broccoli		per bunch					1.99	74	1.99					
Broccoli	CROWN CUT	per lb	1.69 - 3.49	654	2.08		1.69	1094	1.69					
Brussels Sprouts		per lb								1.99	35	1.99		
Cabbage	ROUND GREEN TYPE	per lb	0.65 - 0.99	384	0.83		0.50 - 0.99	778	0.82	0.49	188	0.49		
Cactus Leaf (Nopales)		per lb								0.69	22	0.69		
Carrots		1 lb bag	1.25	237	1.25		1.25	37	1.25					
Carrots	BABY PEELED	1 lb bag	1.50	22	1.50		1.50	53	1.50	1.28 - 1.29	295	1.28		
Carrots	BABY PEELED	2 lb bag	1.99 - 2.99	572	2.42		1.99	37	1.99	2.50	20	2.50		
Cauliflower		each	2.99	150	2.99									
Celery		each								1.99	199	1.99		
Celery	HEARTS	per package	2.99	150	2.99					2.99	35	2.99		
Chayote		each	0.80 - 1.25	210	0.84		0.50	31	0.50					
Cilantro		per bunch	0.99	337	0.99	19	0.78	26	0.78					
Collards		per bunch					1.25	37	1.25	1.25	22	1.25		
Corn-Sweet		each	0.20 - 0.80	2624	0.40	1	0.20 - 0.69	3703	0.40	0.20 - 0.60	1341	0.37		
Corn-Sweet		trays 4-5 ears film wrapped	2.39 - 5.99	1325	3.23		2.39 - 5.00	1253	2.78	59	2.39 - 5.00	1444	3.14	
Cucumbers		each	0.50 - 0.99	703	0.72		0.80 - 1.25	628	1.07	0.89 - 0.99	899	0.89		
Cucumbers	LONG SEEDLESS - Greenhouse	each	0.89 - 2.00	1141	1.10		0.89 - 1.67	979	1.07	0.69 - 1.67	441	1.43		
Cucumbers	PERSIAN - Greenhouse	12-14 oz trays filmwrapped	1.99 - 3.69	121	2.48		1.99	1094	1.99					
Cucumbers	PERSIAN - Greenhouse	16 oz bag	1.50	36	1.50		2.99	73	2.99	2.00 - 2.99	182	2.78		
Cucumbers	PERSIAN - Greenhouse	5-6 ct trays filmwrapped	2.99 - 3.99	211	3.09					1.99 - 2.49	234	2.06		
Curly Parsley		per bunch	1.49	65	1.49	100								
Eggplant		per lb	1.49	107	1.49									

Wtd Avg - Simple weighted average



Weekly Grocery Store Specialty Crops Feature Activity  
Friday, May 22, 2026 - Page 15

Commodity	Variety	Unit	NORTHEAST U.S.				SOUTHEAST U.S.				MIDWEST U.S.			
			Price Range	Number of Ads	Wtd Avg Price	% Marked Local	Price Range	Number of Ads	Wtd Avg Price	% Marked Local	Price Range	Number of Ads	Wtd Avg Price	% Marked Local
Garlic		per sleeve	1.67 - 2.99	94	2.58		2.00	40	2.00					
Jalapeno Peppers		per lb	1.79	272	1.79						0.99	22	0.99	
Kale		per bunch	1.99	65	1.99	100								
Kale		per lb	1.49	20	1.49									
Lettuce	Boston - Greenhouse	2 count	3.99	129	3.99									
Lettuce	Boston - Greenhouse	4 oz containers with lid	3.99	183	3.99						3.00	188	3.00	
Lettuce	Green Leaf	each	1.50	78	1.50									
Lettuce	Green Leaf	per lb	2.49	65	2.49	100								
Lettuce	Red Leaf	each	1.50	78	1.50									
Lettuce	Red Leaf	per lb	2.49	65	2.49	100								
Lettuce	Romaine (Hearts)	3 count	1.99 - 3.99	156	2.99		3.99	302	3.99		2.99	245	2.99	
Mixed Mini Sweet Peppers		1 lb package	2.50	29	2.50						2.49 - 3.99	261	3.73	
Mushrooms	CREMINI	1 lb package									3.99	199	3.99	
Mushrooms	CREMINI	8 oz package	1.50 - 3.00	245	2.40		2.29 - 3.00	289	2.87		2.50	27	2.50	
Mushrooms	PORTOBELLA	6 oz package	3.49 - 4.49	334	3.69									
Mushrooms	WHITE	8 oz package	1.50 - 2.00	288	1.59		1.50 - 2.00	104	1.82		1.97 - 2.00	86	1.99	
Onions, Green		per bunch	0.50 - 0.99	291	0.93	22	0.78	26	0.78		0.50	22	0.50	
Onions, Green	BULB TYPE	per bunch									0.50 - 0.79	210	0.76	
Peppers (Bell Type)	ASSORTED COLORS	3 count filmbag	3.00 - 5.99	307	3.91		3.00 - 3.99	1134	3.03					
Peppers (Bell Type)	GREEN	each	1.25	46	1.25		0.89 - 1.25	87	1.11					
Peppers (Bell Type)	GREEN	per lb	2.19 - 2.99	103	2.69		0.98 - 1.28	57	1.14					
Peppers (Bell Type)	ORANGE - Greenhouse	each	0.99	322	0.99		1.25	74	1.25		1.88	199	1.88	
Peppers (Bell Type)	ORANGE	each	1.67 - 1.79	207	1.68		1.25 - 1.79	1057	1.55		1.25 - 1.67	868	1.54	
Peppers (Bell Type)	ORANGE	per lb	2.99 - 3.49	303	3.43									
Peppers (Bell Type)	RED - Greenhouse	each	0.99	322	0.99						1.88	199	1.88	
Peppers (Bell Type)	RED	each	1.67 - 1.79	207	1.68		1.25 - 2.99	1168	1.57		1.25 - 1.67	868	1.54	
Peppers (Bell Type)	RED	per lb	2.99 - 3.49	375	3.34		1.99	34	1.99					
Peppers (Bell Type)	YELLOW - Greenhouse	each	0.99	322	0.99		1.25	74	1.25		1.88	199	1.88	
Peppers (Bell Type)	YELLOW	each	1.67 - 1.79	207	1.68		1.25 - 1.79	1057	1.55		1.25 - 1.67	868	1.54	
Peppers (Bell Type)	YELLOW	per lb	2.99 - 3.49	303	3.43									
Plain Parsley		per bunch	1.49	65	1.49	100								
Radishes		per bunch	1.50	127	1.50									
Salad (Mixed Types)		10-12 oz package	1.99 - 4.99	746	3.42		3.00	37	3.00		0.99 - 3.49	182	2.07	
Salad (Mixed Types)		5-9 oz package	1.99 - 3.50	1027	3.05		1.19 - 3.00	58	2.34		2.00 - 3.49	204	2.88	
Spinach	FLAT TYPE	5-7 oz package	3.50	183	3.50									
Spinach	FLAT TYPE	8-10 oz package	2.50 - 3.50	69	2.79		2.99	73	2.99		2.00 - 2.50	223	2.42	
Squash	GREY	per lb	1.29	36	1.29									

Wtd Avg - Simple weighted average



Weekly Grocery Store Specialty Crops Feature Activity  
Friday, May 22, 2026 - Page 16

Commodity	Variety	Unit	NORTHEAST U.S.				SOUTHEAST U.S.				MIDWEST U.S.			
			Price Range	Number of Ads	Wtd Avg Price	% Marked Local	Price Range	Number of Ads	Wtd Avg Price	% Marked Local	Price Range	Number of Ads	Wtd Avg Price	% Marked Local
Squash	Yellow Crookneck/Straightneck	per lb	0.99 - 1.99	898	1.36		0.99 - 1.99	436	1.79		1.29 - 1.99	248	1.67	
Squash	Zucchini	per lb	0.99 - 1.99	1440	1.30		1.19 - 1.99	1113	1.44		1.19 - 1.99	1110	1.30	
Sweet Potatoes		per lb	0.79 - 1.29	375	1.04		0.98 - 1.29	453	1.25		1.29	25	1.29	
Tomatillos		per lb									0.69	22	0.69	
Tomatoes		per lb	1.95 - 2.50	192	2.42						1.99	22	1.99	
Tomatoes	Cherry Type	1 pint package					2.00	187	2.00					
Tomatoes	GRAPE TYPE	1 pint package	1.99 - 3.33	835	2.67		2.99 - 3.00	335	3.00		2.48 - 2.50	190	2.48	
Tomatoes	GRAPE TYPE	10 oz package	2.50 - 2.99	357	2.65									
Tomatoes	Plum Type (Roma)	per lb	1.79 - 2.29	310	1.85		1.28	31	1.28					
Tomatoes	VINE RIPES - Greenhouse	per lb	1.99	24	1.99		1.69 - 1.99	474	1.90					
Tomatoes	VINE RIPES	per lb					1.69	27	1.69					
Tomatoes	Vine Ripes - Heirloom Varieties - Greenhouse	per lb	2.99 - 3.99	433	3.04		3.99	117	3.99					
Tomatoes	VINE RIPES - ON THE VINE - Greenhouse	per lb	1.49 - 2.12	371	1.82		1.49 - 3.49	1486	1.62		1.49 - 2.99	134	2.28	
Turnip Tops		per bunch					1.25	37	1.25		1.25	22	1.25	
<b>OTHER SPECIALTY CROP ITEMS</b>														
Honey		12 oz	3.99 - 5.99	201	5.81		3.99 - 7.99	188	5.99		3.79 - 3.99	295	3.92	
Honey		16 oz	7.99 - 9.99	143	8.49	12	9.99	94	9.99		6.69 - 7.99	284	7.55	
<b>SEASONAL ITEMS</b>														
Ornamentals	Chrysanthemums	6 inch pot	10.99	24	10.99		6.99	90	6.99					
Ornamentals	Rose, Hybrid Tea	bunched 12s	12.99	150	12.99		10.98	26	10.98		14.99	22	14.99	

Wtd Avg - Simple weighted average



Commodity	Variety	Unit	SOUTH CENTRAL U.S.				SOUTHWEST U.S.				NORTHWEST U.S.			
			Price Range	Number of Ads	Wtd Avg Price	% Marked Local	Price Range	Number of Ads	Wtd Avg Price	% Marked Local	Price Range	Number of Ads	Wtd Avg Price	% Marked Local
<b>FRUIT</b>														
Apple Pears		each					3.50	187	3.50					
Apples	COSMIC CRISP	2 lb bag									2.99	110	2.99	100
Apples	COSMIC CRISP	3 lb bag	3.99	496	3.99		3.99	410	3.99		2.99 - 3.99	294	3.62	37
Apples	COSMIC CRISP	per lb	1.49 - 1.99	556	1.84		1.49 - 1.99	764	1.84		1.88	184	1.88	33
Apples	Envy	per lb	1.49 - 1.99	496	1.82		1.49 - 1.99	410	1.72		1.88	123	1.88	
Apples	Fuji	per lb	0.33 - 1.99	284	1.53		0.89	61	0.89					
Apples	Granny Smith	3 lb bag					2.99	128	2.99					
Apples	Granny Smith	per lb	1.48 - 1.99	219	1.89		0.99	88	0.99					
Apples	Honeycrisp	3 lb bag					6.49	365	6.49		6.49	72	6.49	
Apples	Honeycrisp	per lb					2.49	73	2.49					
Apples	OPAL	3 lb bag	3.99	496	3.99		3.99	223	3.99		3.99	184	3.99	
Apples	Pink Lady/Cripps Pink	per lb	1.49 - 1.99	496	1.82		1.49 - 1.99	483	1.68		1.88	184	1.88	33
Apples	Red Delicious	per lb	1.49	255	1.49									
Apples, Processed	Juice	64 oz (1/2 gallon)	2.99	163	2.99		2.49 - 3.49	404	2.89					
Apples, Processed	Juice Marked Cider	64 oz (1/2 gallon)					2.49	23	2.49					
Apricots		per lb	3.99	95	3.99		3.99	23	3.99					
Avocados	Hass	each	0.77 - 1.33	366	0.88		0.60 - 3.00	835	1.48	14				
Avocados	Hass-Marked Extra Large	each					3.00	26	3.00	100				
Avocados	Hass-Marked Large	each	0.79 - 1.67	575	1.32		0.89 - 1.67	224	1.34		1.50 - 1.67	81	1.55	
Avocados	Hass-Marked Medium	each					0.79 - 1.50	523	1.39		1.25 - 1.67	327	1.28	
Avocados	Hass-Marked Small	each					0.25 - 0.33	101	0.29					
Bananas		per lb					0.69 - 0.79	158	0.72					
Blackberries		5.6-6 oz package	1.00 - 3.89	489	2.91		3.99	26	3.99					
Blueberries		1 pint (11-12 oz cntn w/ lid)	2.29 - 3.99	998	2.67		2.29 - 2.50	151	2.32		2.50	23	2.50	
Blueberries		18 oz package	3.99 - 5.99	620	5.65		3.99 - 7.99	1326	5.21	21	3.99 - 5.99	382	5.28	
Blueberries		6 oz package	2.50	107	2.50						2.50	36	2.50	
Cantaloupes		each	1.47 - 4.99	772	2.44		3.99	122	3.99	100	2.50	110	2.50	
Cantaloupes		per lb					0.49 - 0.69	156	0.56		0.99	36	0.99	
Cherries	Red Varieties	per lb	0.99 - 5.99	1629	3.98		0.99 - 5.99	1417	4.16	67	3.99 - 4.99	164	4.61	
Clementines		2 lb bag	4.99	107	4.99									
Grapes	Black Seedless	per lb	1.79	30	1.79									
Grapes	Red Seedless	per lb	1.79 - 3.49	359	2.17		1.50 - 4.99	958	4.27		3.99	23	3.99	
Grapes	White Seedless Type	per lb	1.79	95	1.79		1.50 - 4.99	938	4.32		3.99	23	3.99	
Kiwifruit	Hayward	1-lb containers with lids									4.49	123	4.49	
Kiwifruit	Hayward	2-lb containers with lids	4.99	255	4.99									
Kiwifruit	Yellow Flesh	1-lb containers with lids	3.99	70	3.99		4.49	120	4.49		5.98	81	5.98	
Kiwifruit	Yellow Flesh	2-lb containers with lids	7.99	403	7.99		7.99	45	7.99					

Wtd Avg - Simple weighted average



Weekly Grocery Store Specialty Crops Feature Activity  
Friday, May 22, 2026 - Page 18

Commodity	Variety	Unit	SOUTH CENTRAL U.S.				SOUTHWEST U.S.				NORTHWEST U.S.			
			Price Range	Number of Ads	Wtd Avg Price	% Marked Local	Price Range	Number of Ads	Wtd Avg Price	% Marked Local	Price Range	Number of Ads	Wtd Avg Price	% Marked Local
Lemons		each	0.66 - 1.00	137	0.91		0.68 - 0.99	427	0.94					
Limes		2 pound bags	2.49	30	2.49									
Limes		each	0.20 - 0.99	160	0.47		0.33 - 0.48	329	0.36		0.68	81	0.68	
Mangoes	Round Varieties	each	0.50 - 0.99	618	0.76		1.25	379	1.25		1.50	150	1.50	
Mangoes	Round Varieties Marked Extra Large	each	1.25	155	1.25		1.25	21	1.25		2.00	81	2.00	
Mangoes	Round Varieties Marked Large	each	1.25	64	1.25		0.89 - 1.25	566	1.15					
Mangoes	Yellow Varieties	each	0.50 - 1.25	238	0.97		0.25 - 1.11	334	0.72		0.99 - 2.00	213	1.39	
Mangoes	Yellow Varieties Marked Large	each	1.25	31	1.25		0.50 - 0.99	241	0.90					
Nectarines	Various White Flesh Varieties	per lb	2.99 - 3.99	638	3.32		1.99 - 2.99	415	2.82	45	2.99	366	2.99	
Nectarines	Various Yellow Flesh Varieties	per lb	2.99 - 3.99	855	3.14		0.99 - 3.99	1157	2.84	66	2.99 - 4.98	580	3.29	
Oranges	Navel	4 lb bag	3.49	107	3.49									
Oranges	Navel	per lb	0.79 - 0.89	95	0.82		0.69 - 0.99	229	0.83					
Papaya	Maradol/Tainung Types	per lb	0.99 - 1.99	126	1.58		0.99 - 1.49	405	1.29					
Peaches	Various White Flesh Varieties	per lb	2.99 - 3.99	638	3.32		1.99 - 2.99	518	2.85	36	2.99 - 3.99	489	3.24	
Peaches	Various Yellow Flesh Varieties	per lb	0.99 - 3.99	1715	2.60		0.99 - 3.99	1157	2.84	66	2.99 - 4.98	557	3.28	
Pears	Bosc	per lb					0.99	46	0.99					
Pears	D'Anjou	per lb					0.99	46	0.99					
Pineapples		each	2.99	65	2.99		4.99	80	4.99					
Pineapples		per lb									1.29	23	1.29	
Plantains		per lb	0.77	47	0.77		0.69 - 0.99	229	0.75					
Plums		per lb					2.99	122	2.99					
Raspberries		1 pint (11-12 oz cntr w/ lid)									3.99	305	3.99	
Raspberries		6 oz package	2.99 - 3.89	197	3.73		3.99	26	3.99		2.50	36	2.50	
Strawberries		1 lb package	2.00 - 2.99	767	2.35		2.00 - 4.99	310	2.45		1.25	23	1.25	
Strawberries		2 lb package	3.97 - 5.99	497	5.42		3.99 - 5.00	762	4.84	16	3.99 - 5.99	565	4.65	
Tangerines/Mandarins		2 lb bag	5.00	70	5.00		3.99	42	3.99					
Tangerines/Mandarins		3 lb bag	2.99 - 6.99	539	4.15		2.99	128	2.99					
Tangerines/Mandarins		per lb					1.29 - 1.49	116	1.38					
Watermelons	Red Flesh Seeded Type	each	5.88	60	5.88									
Watermelons	Red Flesh Seeded Type	per lb					0.50	55	0.50		0.59	61	0.59	
Watermelons	Red Flesh Seedless Miniature	each	2.98 - 3.49	596	3.23		3.49 - 4.99	686	4.01	17	3.49	72	3.49	
Watermelons	Red Flesh Seedless Type	each	2.99 - 7.99	1848	4.55		3.99 - 5.00	670	4.61		5.48	81	5.48	
Watermelons	Red Flesh Seedless Type	per lb					0.19 - 0.50	796	0.36		0.39 - 0.69	366	0.53	
<b>POTATOES &amp; ONIONS</b>														
Onions, Dry	RED	per lb	1.29 - 1.68	137	1.41									
Onions, Dry	WHITE	per lb	0.44 - 1.68	137	0.85		0.49 - 2.49	183	1.48					

Wtd Avg - Simple weighted average



Commodity	Variety	Unit	SOUTH CENTRAL U.S.				SOUTHWEST U.S.				NORTHWEST U.S.				
			Price Range	Number of Ads	Wtd Avg Price	% Marked Local	Price Range	Number of Ads	Wtd Avg Price	% Marked Local	Price Range	Number of Ads	Wtd Avg Price	% Marked Local	
Onions, Dry	YELLOW	3 lb bag										1.99	110	1.99	100
Onions, Dry	YELLOW	per lb					0.25 - 0.99	302	0.88			0.88	81	0.88	
Onions, Dry	YELLOW MARKED SWEET	3 lb bag	2.99 - 3.98	175	3.73										
Onions, Dry	YELLOW MARKED SWEET	per lb	0.99 - 1.49	611	1.18		1.49 - 1.58	652	1.49			1.29 - 2.69	373	1.55	
Potatoes	MIXED COLORS	24 oz bag										3.99	23	3.99	
Potatoes	MIXED COLORS	3 lb bag	3.49	27	3.49										
Potatoes	ROUND RED	3 lb bag	3.49 - 3.79	282	3.76										
Potatoes	ROUND RED	5 lb bag	3.99	116	3.99										
Potatoes	ROUND RED	per lb					0.69 - 0.99	88	0.83			1.89	22	1.89	
Potatoes	ROUND WHITE	5 lb bag	1.79	30	1.79										
Potatoes	ROUND WHITE	per lb	0.79	21	0.79		0.99	42	0.99						
Potatoes	RUSSET	10 lb bag					1.99 - 2.99	230	2.72						
Potatoes	RUSSET	5 lb bag	1.49 - 2.99	950	2.36		0.99 - 2.50	195	1.93			2.48	81	2.48	
Potatoes	RUSSET	8 lb bag	3.97 - 3.99	154	3.98										
Potatoes	RUSSET	per lb	0.59 - 0.99	327	0.72		0.25 - 1.49	382	1.01			0.39	23	0.39	
Potatoes	YELLOW TYPE	3 lb bag	3.49 - 3.79	282	3.76										
Potatoes	YELLOW TYPE	5 lb bag	3.99	95	3.99										
Potatoes	YELLOW TYPE	per lb										1.89	22	1.89	

**VEGETABLES**

Artichokes		each	2.50	60	2.50										
Asparagus	GREEN	per lb	2.77 - 2.99	473	2.87		2.99 - 4.99	661	4.15			2.77 - 3.49	489	3.22	100
Beans	ROUND GREEN TYPE	per lb	1.99	52	1.99										
Beets		per lb					0.99	97	0.99						
Broccoli	CROWN CUT	per lb					2.99	354	2.99						
Brussels Sprouts		1 lb bag	2.99	27	2.99										
Cabbage	ROUND GREEN TYPE	per lb	0.49 - 0.69	122	0.54		0.49 - 1.88	410	0.83	19					
Carrots		1 lb bag										1.99	22	1.99	
Carrots	BABY PEELED	1 lb bag	1.28	42	1.28										
Celery		each	0.99 - 1.99	107	1.38										
Chayote		per lb	1.29	30	1.29										
Cilantro		per bunch	0.33 - 0.50	320	0.47		0.33 - 0.67	157	0.47						
Corn-Sweet		each	0.13 - 1.00	1011	0.45		0.33 - 0.67	885	0.50	44		0.30 - 0.83	661	0.54	
Corn-Sweet		trays 4-5 ears film wrapped	1.95 - 4.99	1376	2.31		2.39 - 5.99	774	3.76			3.32 - 5.99	83	5.28	
Cucumbers		each	0.50 - 0.99	294	0.66		0.25 - 0.67	512	0.49			0.99 - 1.25	428	1.06	
Cucumbers	LONG SEEDLESS - Greenhouse	each	0.89	341	0.89							1.25	61	1.25	
Cucumbers	PERSIAN - Greenhouse	5-6 ct trays filmwrapped	1.69	255	1.69										
Eggplant		per lb	1.49	60	1.49										
Garlic		per sleeve	1.79	65	1.79		1.49 - 2.00	124	1.66						
Jalapeno Peppers		per lb					0.69 - 0.99	360	0.93						

Wtd Avg - Simple weighted average



Weekly Grocery Store Specialty Crops Feature Activity  
Friday, May 22, 2026 - Page 20

Commodity	Variety	Unit	Price Range	Number of Ads	Wtd Avg Price	% Marked Local	Price Range	Number of Ads	Wtd Avg Price	% Marked Local	Price Range	Number of Ads	Wtd Avg Price	% Marked Local
Jicama		per lb	0.99	30	0.99		0.69 - 0.99	156	0.87					
Lettuce	Green Leaf	each									2.00	36	2.00	
Lettuce	Red Leaf	each									2.00	36	2.00	
Mixed Mini Sweet Peppers		1 lb package	3.99	289	3.99		3.50	122	3.50					
Mixed Mini Sweet Peppers		8 oz package	2.50	23	2.50									
Mushrooms	CREMINI	1 lb package	3.99	42	3.99									
Mushrooms	WHITE	8 oz package	2.19	30	2.19									
Onions, Green		per bunch	0.50	65	0.50		0.33 - 0.67	230	0.48		0.99 - 1.49	327	1.02	
Onions, Green	BULB TYPE	per bunch					0.89	53	0.89					
Peppers (Bell Type)	ASSORTED COLORS	3 count filmbag	2.69	163	2.69									
Peppers (Bell Type)	GREEN	each	0.99	255	0.99		0.69 - 1.50	126	1.20		1.79	22	1.79	
Peppers (Bell Type)	ORANGE - Greenhouse	each	1.88	42	1.88									
Peppers (Bell Type)	ORANGE	each	0.66 - 1.66	570	1.10		1.25 - 1.67	430	1.56		0.99 - 1.50	681	1.23	
Peppers (Bell Type)	RED - Greenhouse	each	1.88	42	1.88									
Peppers (Bell Type)	RED	each	0.66 - 1.66	570	1.10		1.25 - 1.67	510	1.55		0.99 - 1.50	681	1.23	
Peppers (Bell Type)	YELLOW - Greenhouse	each	1.88	42	1.88									
Peppers (Bell Type)	YELLOW	each	0.66 - 1.66	570	1.10		1.25 - 1.67	430	1.56		0.99 - 1.50	681	1.23	
Radishes		per bunch	0.50	65	0.50		0.33 - 0.67	157	0.47		0.99	305	0.99	
Salad (Mixed Types)		10-12 oz package	1.27 - 3.49	267	1.78		1.99	199	1.99		3.48	81	3.48	
Salad (Mixed Types)		5-9 oz package	1.99 - 3.49	91	2.44		1.99	199	1.99		1.99 - 3.48	204	2.58	
Spinach		per bunch	0.99	30	0.99									
Squash	GREY	per lb	0.79 - 1.29	142	1.05		0.69 - 0.99	116	0.83					
Squash	Yellow Crookneck/Straightneck	per lb	0.99 - 1.99	501	1.37		1.99	80	1.99		1.49	305	1.49	
Squash	Zucchini	per lb	0.99 - 1.99	842	1.22		1.99	80	1.99		1.49 - 2.59	327	1.56	
Sweet Potatoes		per lb	0.99	107	0.99									
Tomatillos		per lb	0.89 - 0.97	77	0.94		0.69 - 0.99	413	0.94					
Tomatoes		per lb									2.49	23	2.49	
Tomatoes	Cherry Type	10 oz package					3.00	73	3.00		2.99	36	2.99	
Tomatoes	GRAPE TYPE	1 pint package									2.49	23	2.49	
Tomatoes	GRAPE TYPE	10 oz package	2.99	52	2.99		1.99 - 3.50	250	2.73		2.99 - 3.50	207	3.44	
Tomatoes	GRAPE TYPE	16 oz	3.99	27	3.99									
Tomatoes	Plum Type (Roma)	per lb					0.99 - 1.29	285	1.05					
Tomatoes	VINE RIPES - Greenhouse	per lb					3.99	27	3.99					
Tomatoes	VINE RIPES	per lb	0.99	95	0.99									
Tomatoes	Vine Ripes - Heirloom Varieties - Greenhouse	per lb					2.99 - 3.33	43	3.15					
Tomatoes	VINE RIPES - ON THE VINE - Greenhouse	per lb	1.77 - 2.49	348	2.15						1.99 - 2.49	146	2.11	

Wtd Avg - Simple weighted average



Commodity	Variety	Unit	SOUTH CENTRAL U.S.				SOUTHWEST U.S.				NORTHWEST U.S.			
			Price Range	Number of Ads	Wtd Avg Price	% Marked Local	Price Range	Number of Ads	Wtd Avg Price	% Marked Local	Price Range	Number of Ads	Wtd Avg Price	% Marked Local
<b>OTHER SPECIALTY CROP ITEMS</b>														
Honey		12 oz	3.99 - 9.99	354	7.32	33					3.99	4	3.99	
Honey		16 oz	9.99	118	9.99						9.99	4	9.99	
<b>SEASONAL ITEMS</b>														
Ornamentals	Chrysanthemums	6 inch pot					5.50	23	5.50		6.67 - 9.99	46	8.33	
Ornamentals	Rose, Hybrid Tea	bunched 12s	13.99	65	13.99		11.99	61	11.99					

Wtd Avg - Simple weighted average



Commodity	Variety	Unit	ALASKA U.S.				HAWAII U.S.			
			Price Range	Number of Ads	Wtd Avg Price	% Marked Local	Price Range	Number of Ads	Wtd Avg Price	% Marked Local
<b>FRUIT</b>										
Apples	Ambrosia	per lb					2.19	7	2.19	
Apples	COSMIC CRISP	3 lb bag	4.99	11	4.99					
Apples	COSMIC CRISP	per lb	2.49	11	2.49					
Apples	Envy	2 lb bag					4.69	3	4.69	
Apples	Envy	per lb	2.49	11	2.49					
Apples	Fuji	per lb	2.99	37	2.99					
Apples	Gala/Royal Gala	3 lb bag					6.99	7	6.99	
Apples	OPAL	3 lb bag	4.99	11	4.99					
Apples	Pink Lady/Cripps Pink	per lb	2.49	11	2.49					
Apples	Red Delicious	per lb					1.79	7	1.79	
Apples, Processed	Juice	128 oz (1 gallon)	7.49	11	7.49					
Avocados	Hass	each	0.99	9	0.99					
Avocados	Hass-Marked Extra Large	each	2.99	37	2.99					
Avocados	Hass-Marked Large	each					1.50	4	1.50	
Bananas		per lb					1.29	3	1.29	
Blueberries		18 oz package	6.29	2	6.29					
Blueberries		6 oz package	3.50	2	3.50		3.99	4	3.99	
Cherries	Red Varieties	per lb	8.49 - 8.99	46	8.89		5.99 - 7.99	57	6.57	
Grapefruit	RED	each					2.19	7	2.19	
Grapes	Red Seedless	per lb	3.79	2	3.79					
Grapes	White Seedless Type	per lb	3.79	2	3.79		6.49	33	6.49	
Kiwifruit	Hayward	1-lb containers with lids	5.49	11	5.49					
Kiwifruit	Yellow Flesh	1-lb containers with lids	6.98	3	6.98					
Limes		1 pound bags					2.29	3	2.29	
Mangoes	Round Varieties	each	2.49	2	2.49					
Mangoes	Round Varieties	per lb					2.99 - 5.99	60	4.64	
Mangoes	Yellow Varieties	each					1.00	4	1.00	
Nectarines	Various White Flesh Varieties	per lb	3.99 - 4.99	22	4.49		4.29	46	4.29	50
Nectarines	Various Yellow Flesh Varieties	per lb	3.99 - 5.99	31	4.93		3.49	27	3.49	
Oranges	Navel	3 lb bag					4.99 - 8.39	11	7.15	
Peaches	Various White Flesh Varieties	per lb	3.99 - 4.99	22	4.49		3.99	2	3.99	
Peaches	Various Yellow Flesh Varieties	per lb	3.99 - 5.99	33	4.89		3.49	27	3.49	
Pears	D'Anjou	per lb	1.48	3	1.48					
Pineapples		each	4.99 - 5.18	14	5.03					
Raspberries		1 pint (11-12 oz cntr w/ lid)	4.99	11	4.99					
Raspberries		6 oz package	3.50	2	3.50					
Strawberries		1 lb package	3.50	2	3.50		5.49 - 5.99	26	5.55	
Strawberries		2 lb package	4.99	11	4.99					

Wtd Avg - Simple weighted average



Commodity	Variety	Unit	ALASKA U.S.				HAWAII U.S.			
			Price Range	Number of Ads	Wtd Avg Price	% Marked Local	Price Range	Number of Ads	Wtd Avg Price	% Marked Local
Tangerines/Mandarins		2 lb bag					5.39	7	5.39	
Tangerines/Mandarins		3 lb bag	5.49	2	5.49		6.99	3	6.99	
Watermelons	Red Flesh Seeded Type	each	8.99 - 12.99	22	11.08					
Watermelons	Red Flesh Seedless Miniature	per lb					1.19	3	1.19	
Watermelons	Red Flesh Seedless Type	per lb	1.19 - 2.49	42	2.34		1.19	23	1.19	100
<b>POTATOES &amp; ONIONS</b>										
Onions, Dry	WHITE	per lb					1.39	7	1.39	
Onions, Dry	YELLOW MARKED SWEET	per lb	1.69 - 1.99	13	1.94					
Potatoes	ROUND RED	5 lb bag	4.48 - 5.99	14	5.67					
Potatoes	ROUND WHITE	5 lb bag					4.99	3	4.99	
Potatoes	RUSSET	5 lb bag	2.99	2	2.99					
Potatoes	RUSSET	per lb					1.09	7	1.09	
<b>VEGETABLES</b>										
Asparagus	GREEN	per lb	3.77 - 4.49	24	4.14	45				
Beans	ROUND GREEN TYPE	12 oz bag	3.49	2	3.49					
Bok Choy		per lb	3.47	11	3.47					
Bok Choy	BABY BOK CHOY	per lb					2.69	23	2.69	100
Broccoli	CROWN CUT	per lb	3.29	11	3.29					
Brussels Sprouts		1 lb bag					3.99	23	3.99	
Carrots		per lb					1.89	7	1.89	
Cauliflower		per lb					3.99	3	3.99	
Celery		per lb					2.29	3	2.29	
Chinese Cabbage		per lb					0.79 - 1.49	6	1.26	
Corn-Sweet		each	0.60 - 2.29	61	1.74					
Corn-Sweet		trays 4-5 ears film wrapped					2.99	4	2.99	
Cucumbers		each	1.25 - 1.89	20	1.54					
Cucumbers	LONG SEEDLESS - Greenhouse	each	1.67	11	1.67					
Cucumbers	PERSIAN - Greenhouse	16 oz bag					5.99	3	5.99	
Jalapeno Peppers		per lb	2.38	3	2.38					
Lettuce	Romaine	per lb					2.69	3	2.69	
Mixed Mini Sweet Peppers		1 lb package	3.99	2	3.99					
Mushrooms	WHITE	8 oz package	2.59	2	2.59		3.29 - 3.50	26	3.48	
Onions, Green		per bunch	0.78 - 1.25	14	1.15					
Peppers (Bell Type)	GREEN	each	1.50 - 2.99	46	2.70					
Peppers (Bell Type)	GREEN	per lb	2.38	3	2.38					

Wtd Avg - Simple weighted average



Commodity	Variety	Unit	ALASKA U.S.				HAWAII U.S.			
			Price Range	Number of Ads	Wtd Avg Price	% Marked Local	Price Range	Number of Ads	Wtd Avg Price	% Marked Local
Peppers (Bell Type)	ORANGE	each	1.50 - 2.50	24	1.66					
Peppers (Bell Type)	RED	each	1.50 - 2.50	24	1.66					
Peppers (Bell Type)	YELLOW	each	1.50 - 2.50	24	1.66					
Radishes		per bunch	1.25	11	1.25					
Salad (Mixed Types)		10-12 oz package				6.49	7	6.49		
Spinach	FLAT TYPE	8-10 oz package				6.99	23	6.99		
Squash	GREY	per lb	1.88	3	1.88					
Squash	Kabocha	per lb				1.59	4	1.59		
Squash	Yellow Crookneck/Straightneck	per lb	1.99	11	1.99					
Squash	Zucchini	per lb	1.88 - 1.99	14	1.97	1.99	4	1.99		
Tomatoes		per lb	5.49	2	5.49					
Tomatoes	Plum Type (Roma)	per lb	2.79	2	2.79					
Tomatoes	VINE RIPES - ON THE VINE - Greenhouse	per lb				3.99	4	3.99		
<b>OTHER SPECIALTY CROP ITEMS</b>										
Hemp Seeds Shelled		8 oz				10.99	33	10.99		
<b>SEASONAL ITEMS</b>										
Ornamentals	Rose, Hybrid Tea	bunched 12s	19.99	11	19.99					

Wtd Avg - Simple weighted average



## NATIONAL ORGANIC SUMMARY

(not including AK & HI)

Fruit								
Commodity	Variety	Unit	THIS WEEK		LAST WEEK		LAST YEAR	
			Number of Ads	Wtd Avg Price	Number of Ads	Wtd Avg Price	Number of Ads	Wtd Avg Price
Apples	COSMIC CRISP	per lb	481	3.10	359	3.10	895	2.45
Apples	Gala/Royal Gala	2 lb bag	77	3.20	608	4.46	183	3.99
Apples	Granny Smith	per lb	25	1.99				
Apples	Honeycrisp	per lb	81	3.98	122	3.10		
Avocados	Hass	4 count mesh bags	3,275	3.80	430	5.16		
Avocados	Hass	each	509	1.45	255	1.75	382	1.85
Avocados	Hass-Marked Large	each	86	2.10	20	1.50		
Bananas		per lb	391	0.84	183	0.86	300	0.79
Blackberries		1 pint (11-12 oz cntr w/ lid)	183	3.99			1,195	5.99
Blackberries		5.6-6 oz package	765	4.45	420	4.16	898	4.44
Blueberries		1 pint (11-12 oz cntr w/ lid)	264	4.27	264	5.71	810	4.96
Blueberries		18 oz package	425	6.99	612	6.24	33	5.49
Blueberries		6 oz package	1,095	4.70	1,368	4.86	1,061	4.25
Grapes	Red Seedless	per lb	1,248	3.99				
Grapes	White Seedless Type	per lb	1,248	3.99				
Lemons		each	23	0.99	23	1.00	23	0.99
Limes		1 pound bags	46	3.49	22	2.99		
Limes		each	26	0.99				
Oranges	Navel	3 lb bag	27	5.99			21	4.99
Raspberries		6 oz package	327	4.46	608	4.20	978	4.50
Strawberries		1 lb package	719	4.32	1,381	4.97	3,214	4.00
Strawberries		2 lb package	402	6.98	558	6.72	100	6.99
Watermelons	Red Flesh Seedless Miniature	each	26	6.99	102	4.76		

Potatoes & Onions								
Commodity	Variety	Unit	THIS WEEK		LAST WEEK		LAST YEAR	
			Number of Ads	Wtd Avg Price	Number of Ads	Wtd Avg Price	Number of Ads	Wtd Avg Price
Onions, Dry	RED	per lb	154	1.49	154	1.49		
Onions, Dry	YELLOW	3 lb bag	1,195	4.99	190	4.99	1,233	5.44
Onions, Dry	YELLOW	per lb	22	2.79				
Onions, Dry	YELLOW MARKED SWEET	3 lb bag	190	4.99				
Potatoes	MIXED COLORS	24 oz bag	190	4.99	190	4.99		
Potatoes	ROUND RED	24 oz bag	190	4.99	190	4.99		
Potatoes	ROUND RED	3 lb bag	20	4.99			59	3.99
Potatoes	RUSSET	3 lb bag	20	4.99	25	3.97		
Potatoes	RUSSET	per lb	154	1.49	154	1.49	154	1.49

Wtd Avg - Simple weighted average



Weekly Grocery Store Specialty Crops Feature Activity  
Friday, May 22, 2026 - Page 26

Commodity	Variety	Unit	THIS WEEK		LAST WEEK		LAST YEAR	
			Number of Ads	Wtd Avg Price	Number of Ads	Wtd Avg Price	Number of Ads	Wtd Avg Price
Potatoes	YELLOW TYPE	24 oz bag	190	4.99	190	4.99		
Potatoes	YELLOW TYPE	3 lb bag	20	4.99			59	3.99

**Vegetables**

Commodity	Variety	Unit	THIS WEEK		LAST WEEK		LAST YEAR	
			Number of Ads	Wtd Avg Price	Number of Ads	Wtd Avg Price	Number of Ads	Wtd Avg Price
Asparagus	GREEN	per lb	868	3.99			528	3.26
Beans	ROUND GREEN TYPE	12 oz bag	313	4.05	20	4.99	131	3.99
Broccoli		per bunch	162	3.29	322	3.29	379	3.68
Broccoli	BABY HYBRID TYPE	per bunch	481	3.34	481	3.34		
Carrots		1 lb bag	1,215	1.69	274	1.50		
Carrots		per lb	154	1.29	189	1.23	154	1.29
Carrots	BABY PEELED	1 lb bag	80	2.03	105	2.01	2,712	1.70
Celery	HEARTS	per package	38	4.99				
Cilantro		per bunch	53	0.99	53	0.99	240	1.39
Cucumbers		each	209	1.62			45	1.72
Cucumbers	LONG SEEDLESS - Greenhouse	each	60	2.00	297	2.54	24	2.50
Cucumbers	PERSIAN - Greenhouse	12-14 oz trays filmwrapped	154	3.99	25	3.99		
Cucumbers	PERSIAN - Greenhouse	16 oz bag	481	4.43	802	3.75		
Cucumbers	PERSIAN - Greenhouse	5-6 ct trays filmwrapped	458	3.95	374	4.21		
Kale		per bunch	40	2.33	22	1.50	122	2.98
Lettuce	Iceberg	each	34	2.99			1,237	2.68
Mixed Mini Sweet Peppers		8 oz package	53	2.99	61	3.27		
Mushrooms	CREMINI	6 oz package	65	3.99	176	1.99		
Mushrooms	CREMINI	8 oz package	142	3.57	74	2.99	164	3.19
Mushrooms	WHITE	8 oz package	183	3.24	266	3.50	61	2.89
Onions, Green		per bunch	509	1.15			53	0.59
Peppers (Bell Type)	GREEN	each	60	2.00				
Peppers (Bell Type)	RED	each	237	2.99				
Salad (Mixed Types)		1 lb package	169	4.99	199	5.00	74	5.99
Salad (Mixed Types)		10-12 oz package	214	5.08	714	4.97	332	5.04
Salad (Mixed Types)		5-9 oz package	811	3.80	2,066	3.43	945	3.68
Salad (Mixed Types)	Spring Mix	5-9 oz package	154	3.99	182	3.99		
Spinach	FLAT TYPE	11 oz package	95	5.00	21	1.99		
Spinach	FLAT TYPE	8-10 oz package	83	4.99	65	5.99		
Squash	Zucchini	per lb	481	2.21	459	2.21	21	1.48
Sweet Potatoes		3 lb bag	38	5.99				
Sweet Potatoes		per lb	85	2.37	35	1.99	35	1.99
Tomatoes		per lb	154	2.49	177	2.55	154	2.99
Tomatoes	GRAPE TYPE	1 pint package	1,098	3.27	453	3.20	256	2.71
Tomatoes	GRAPE TYPE	10 oz package	341	3.49	263	3.60	20	2.98
Tomatoes	GRAPE TYPE	12 oz package	26	2.98				

Wtd Avg - Simple weighted average



Commodity	Variety	Unit	THIS WEEK		LAST WEEK		LAST YEAR	
			Number of Ads	Wtd Avg Price	Number of Ads	Wtd Avg Price	Number of Ads	Wtd Avg Price
Tomatoes	Vine Ripes - Heirloom Varieties - Greenhouse	per lb	26	5.99				
<b>Other Specialty Crop Items</b>								
Commodity	Variety	Unit	THIS WEEK		LAST WEEK		LAST YEAR	
			Number of Ads	Wtd Avg Price	Number of Ads	Wtd Avg Price	Number of Ads	Wtd Avg Price
Honey		12 oz	391	10.34	157	9.00		
Honey		16 oz	365	13.43	175	12.06		

Wtd Avg - Simple weighted average



### REGIONAL ORGANIC DETAILS

Commodity	Variety	Unit	NORTHEAST U.S.				SOUTHEAST U.S.				MIDWEST U.S.			
			Price Range	Number of Ads	Wtd Avg Price	% Marked Local	Price Range	Number of Ads	Wtd Avg Price	% Marked Local	Price Range	Number of Ads	Wtd Avg Price	% Marked Local
<b>FRUIT</b>														
Apples	COSMIC CRISP	per lb	3.10	122	3.10		3.10	86	3.10		3.10	67	3.10	
Apples	Gala/Royal Gala	2 lb bag									2.49	35	2.49	
Apples	Granny Smith	per lb	1.99	25	1.99									
Avocados	Hass	4 count mesh bags	3.45 - 5.99	815	3.97		3.45 - 5.54	927	3.65		2.49 - 5.54	986	3.57	
Avocados	Hass	each	1.50	322	1.50						2.00	28	2.00	
Avocados	Hass-Marked Large	each									1.50	60	1.50	
Bananas		per lb	0.99	65	0.99						0.74 - 0.99	165	0.79	
Blackberries		1 pint (11-12 oz cntr w/ lid)	3.99	183	3.99									
Blackberries		5.6-6 oz package	3.99 - 4.99	405	4.50						3.99	99	3.99	
Blueberries		1 pint (11-12 oz cntr w/ lid)	3.99	190	3.99		4.99	74	4.99					
Blueberries		18 oz package									6.99	13	6.99	
Blueberries		6 oz package	4.99	237	4.99		4.99	403	4.99		3.99	39	3.99	
Grapes	Red Seedless	per lb					3.99	1195	3.99					
Grapes	White Seedless Type	per lb					3.99	1195	3.99					
Limes		1 pound bags	3.49	46	3.49									
Raspberries		6 oz package	4.79	72	4.79						3.99	99	3.99	
Strawberries		1 lb package	4.79 - 4.99	332	4.95									
Strawberries		2 lb package									6.98 - 6.99	238	6.98	
<b>POTATOES &amp; ONIONS</b>														
Onions, Dry	RED	per lb									1.49	13	1.49	
Onions, Dry	YELLOW	3 lb bag					4.99	1195	4.99					
Onions, Dry	YELLOW MARKED SWEET	3 lb bag	4.99	190	4.99									
Potatoes	MIXED COLORS	24 oz bag	4.99	190	4.99									
Potatoes	ROUND RED	24 oz bag	4.99	190	4.99									
Potatoes	ROUND RED	3 lb bag	4.99	20	4.99									
Potatoes	RUSSET	3 lb bag	4.99	20	4.99									
Potatoes	RUSSET	per lb									1.49	13	1.49	
Potatoes	YELLOW TYPE	24 oz bag	4.99	190	4.99									
Potatoes	YELLOW TYPE	3 lb bag	4.99	20	4.99									
<b>VEGETABLES</b>														
Asparagus	GREEN	per lb					3.99	463	3.99					
Beans	ROUND GREEN TYPE	12 oz bag	3.99 - 4.99	313	4.05									
Broccoli		per bunch	3.29	162	3.29									
Broccoli	BABY HYBRID TYPE	per bunch	3.34	122	3.34		3.34	86	3.34		3.34	67	3.34	
Carrots		1 lb bag	1.99	20	1.99		1.69	1195	1.69					
Carrots		per lb									1.29	13	1.29	

Wtd Avg - Simple weighted average



Weekly Grocery Store Specialty Crops Feature Activity  
Friday, May 22, 2026 - Page 29

Commodity	Variety	Unit	NORTHEAST U.S.				SOUTHEAST U.S.				MIDWEST U.S.			
			Price Range	Number of Ads	Wtd Avg Price	% Marked Local	Price Range	Number of Ads	Wtd Avg Price	% Marked Local	Price Range	Number of Ads	Wtd Avg Price	% Marked Local
Carrots	BABY PEELED	1 lb bag	2.29	38	2.29									
Celery	HEARTS	per package	4.99	38	4.99									
Cucumbers		each					1.48	187	1.48					
Cucumbers	LONG SEEDLESS - Greenhouse	each								2.00	60	2.00		
Cucumbers	PERSIAN - Greenhouse	12-14 oz trays filmwrapped	3.99	154	3.99									
Cucumbers	PERSIAN - Greenhouse	16 oz bag	4.43	122	4.43		4.43	86	4.43	4.43	67	4.43		
Cucumbers	PERSIAN - Greenhouse	5-6 ct trays filmwrapped	2.99 - 3.99	458	3.95									
Kale		per bunch	2.99	20	2.99									
Lettuce	Iceberg	each					2.99	34	2.99					
Mixed Mini Sweet Peppers		8 oz package					2.98	26	2.98					
Mushrooms	CREMINI	6 oz package	3.99	65	3.99									
Mushrooms	CREMINI	8 oz package	3.99	20	3.99									
Mushrooms	WHITE	8 oz package								2.49	35	2.49		
Onions, Green		per bunch	1.25	322	1.25		0.98	187	0.98					
Peppers (Bell Type)	GREEN	each								2.00	60	2.00		
Peppers (Bell Type)	RED	each	2.99	237	2.99									
Salad (Mixed Types)		10-12 oz package	5.49	36	5.49					4.99	83	4.99		
Salad (Mixed Types)		5-9 oz package	2.99 - 4.29	456	3.70		3.50 - 4.99	71	4.21	3.99 - 4.97	120	4.19		
Salad (Mixed Types)	Spring Mix	5-9 oz package								3.99	13	3.99		
Spinach	FLAT TYPE	8-10 oz package								4.99	83	4.99		
Squash	Zucchini	per lb	2.21	122	2.21		2.21	86	2.21	2.21	67	2.21		
Sweet Potatoes		3 lb bag	5.99	38	5.99									
Sweet Potatoes		per lb	1.99 - 2.49	85	2.37									
Tomatoes		per lb								2.49	13	2.49		
Tomatoes	GRAPE TYPE	1 pint package	4.50	190	4.50					2.99	862	2.99		
Tomatoes	GRAPE TYPE	12 oz package					2.98	26	2.98					
<b>OTHER SPECIALTY CROP ITEMS</b>														
Honey		12 oz	10.49	18	10.49	100	10.49	94	10.49	4.49	39	4.49		
Honey		16 oz	14.49	18	14.49		6.49 - 14.99	225	12.76					

Wtd Avg - Simple weighted average



Commodity	Variety	Unit	SOUTH CENTRAL U.S.				SOUTHWEST U.S.				NORTHWEST U.S.			
			Price Range	Number of Ads	Wtd Avg Price	% Marked Local	Price Range	Number of Ads	Wtd Avg Price	% Marked Local	Price Range	Number of Ads	Wtd Avg Price	% Marked Local
<b>FRUIT</b>														
Apples	COSMIC CRISP	per lb	3.10	75	3.10		3.10	109	3.10		3.10	22	3.10	
Apples	Gala/Royal Gala	2 lb bag					3.79	42	3.79					
Apples	Honeycrisp	per lb									3.98	81	3.98	100
Avocados	Hass	4 count mesh bags	3.45 - 5.54	416	3.83		5.54	109	5.54		5.54	22	5.54	
Avocados	Hass	each	1.25	23	1.25		0.67	53	0.67		1.50 - 2.00	83	1.63	
Avocados	Hass-Marked Large	each					3.50	26	3.50					
Bananas		per lb	0.79	95	0.79		0.87	66	0.87					
Blackberries		5.6-6 oz package	3.99 - 4.99	208	4.70		3.99	53	3.99					
Blueberries		18 oz package	6.99	240	6.99		6.99	23	6.99		6.99	149	6.99	
Blueberries		6 oz package	3.99 - 4.99	315	4.46		3.33	20	3.33		3.98	81	3.98	
Grapes	Red Seedless	per lb					3.99	53	3.99					
Grapes	White Seedless Type	per lb					3.99	53	3.99					
Lemons		each					0.99	23	0.99					
Limes		each					0.99	26	0.99					
Oranges	Navel	3 lb bag	5.99	27	5.99									
Raspberries		6 oz package	3.99 - 4.99	156	4.60									
Strawberries		1 lb package	2.50 - 3.99	278	3.20		5.99	26	5.99		4.99 - 5.32	83	5.08	
Strawberries		2 lb package	6.98 - 6.99	103	6.99						6.99	61	6.99	
Watermelons	Red Flesh Seedless Miniature	each					6.99	26	6.99					
<b>POTATOES &amp; ONIONS</b>														
Onions, Dry	RED	per lb	1.49	92	1.49		1.49	23	1.49		1.49	26	1.49	
Onions, Dry	YELLOW	per lb									2.79	22	2.79	
Potatoes	RUSSET	per lb	1.49	92	1.49		1.49	23	1.49		1.49	26	1.49	
<b>VEGETABLES</b>														
Asparagus	GREEN	per lb	3.99	218	3.99		3.99	187	3.99					
Broccoli	BABY HYBRID TYPE	per bunch	3.34	75	3.34		3.33	109	3.33		3.34	22	3.34	
Carrots		per lb	1.29	92	1.29		1.29	23	1.29		1.29	26	1.29	
Carrots	BABY PEELED	1 lb bag					1.79	42	1.79					
Cilantro		per bunch					0.99	53	0.99					
Cucumbers		each									2.79	22	2.79	
Cucumbers	PERSIAN - Greenhouse	16 oz bag	4.43	75	4.43		4.43	109	4.43		4.43	22	4.43	
Kale		per bunch					1.67	20	1.67					
Mixed Mini Sweet Peppers		8 oz package	2.99	27	2.99									
Mushrooms	CREMINI	8 oz package					3.50	122	3.50					
Mushrooms	WHITE	8 oz package					3.00 - 3.50	148	3.41					
Salad (Mixed Types)		1 lb package					4.99	169	4.99					
Salad (Mixed Types)		10-12 oz package	5.00	95	5.00									
Salad (Mixed Types)		5-9 oz package	3.99	42	3.99		3.50	122	3.50					

Wtd Avg - Simple weighted average



Weekly Grocery Store Specialty Crops Feature Activity  
Friday, May 22, 2026 - Page 31

Commodity	Variety	Unit	SOUTH CENTRAL U.S.				SOUTHWEST U.S.				NORTHWEST U.S.			
			Price Range	Number of Ads	Wtd Avg Price	% Marked Local	Price Range	Number of Ads	Wtd Avg Price	% Marked Local	Price Range	Number of Ads	Wtd Avg Price	% Marked Local
Salad (Mixed Types)	Spring Mix	5-9 oz package	3.99	92	3.99		3.99	23	3.99		3.99	26	3.99	
Spinach	FLAT TYPE	11 oz package	5.00	95	5.00									
Squash	Zucchini	per lb	2.21	75	2.21		2.21	109	2.21		2.21	22	2.21	
Tomatoes		per lb	2.49	92	2.49		2.49	23	2.49		2.49	26	2.49	
Tomatoes	GRAPE TYPE	1 pint package					2.98 - 3.99	46	3.55					
Tomatoes	GRAPE TYPE	10 oz package	3.49	341	3.49									
Tomatoes	Vine Ripes - Heirloom Varieties - Greenhouse	per lb					5.99	26	5.99					
<b>OTHER SPECIALTY CROP ITEMS</b>														
Honey		12 oz	10.49 - 11.99	236	11.24	50					10.49	4	10.49	
Honey		16 oz	14.49	118	14.49						14.99	4	14.99	

Wtd Avg - Simple weighted average



Commodity	Variety	Unit	ALASKA U.S.				HAWAII U.S.			
			Price Range	Number of Ads	Wtd Avg Price	% Marked Local	Price Range	Number of Ads	Wtd Avg Price	% Marked Local
<b>FRUIT</b>										
Apples	COSMIC CRISP	per lb					2.99	4	2.99	
Apples	Envy	2 lb bag					3.99	4	3.99	
Apples	Fuji	2 lb bag					4.59	23	4.59	
Apples	Honeycrisp	per lb	3.29	2	3.29					
Apples, Processed	Juice	64 oz (1/2 gallon)	3.79	11	3.79					
Avocados	Hass	4 count mesh bags					4.99	4	4.99	
Avocados	Hass	each	2.00	2	2.00					
Blueberries		18 oz package	8.99	11	8.99					
Cantaloupes		per lb	1.58	3	1.58					
Raspberries		6 oz package	4.98	3	4.98					
<b>VEGETABLES</b>										
Broccoli	BABY HYBRID TYPE	per bunch					3.00	4	3.00	
Cucumbers	LONG SEEDLESS - Greenhouse	each	1.38	3	1.38					
Cucumbers	PERSIAN - Greenhouse	16 oz bag					3.99	4	3.99	
Mixed Mini Sweet Peppers		1 lb package	6.38	3	6.38					
Salad (Mixed Types)		5-9 oz package					4.99	27	4.99	
Squash	Zucchini	per lb					1.99	4	1.99	
<b>OTHER SPECIALTY CROP ITEMS</b>										
Honey		16 oz	7.99	11	7.99					

Wtd Avg - Simple weighted average

**REGIONAL DEFINITIONS**

As used in this report, regions include the following states:

NORTHEAST U.S.	Connecticut, Delaware, Massachusetts, Maryland, Maine, New Hampshire, New Jersey, New York, Pennsylvania, Rhode Island and Vermont
SOUTHEAST U.S.	Alabama, Florida, Georgia, Mississippi, North Carolina, South Carolina, Tennessee, Virginia and West Virginia
MIDWEST U.S.	Iowa, Illinois, Indiana, Kentucky, Michigan, Minnesota, North Dakota, Nebraska, Ohio, South Dakota and Wisconsin
SOUTH CENTRAL U.S.	Arkansas, Colorado, Kansas, Louisiana, Missouri, New Mexico, Oklahoma, and Texas
SOUTHWEST U.S.	Arizona, California, Nevada and Utah
NORTHWEST U.S.	Idaho, Montana, Oregon, Washington, and Wyoming
ALASKA	Alaska
HAWAII	Hawaii
NATIONAL	Continental United States

1 -- Specialty Crops Market News surveys nearly 271 retailers, comprising over 29,700 individual stores, with online weekly advertised features.

2 -- Date range reflects one week of data collection ending on the report date and encompassing ad pricing good from the Saturday before the report release date through the following Friday.