

[AMS 2453/LM\\_XB403](#)

DAILY ESTIMATED CUTOUT VALUES

	Choice <u>600-900#</u>	Select <u>600-900#</u>	Choice/Select Spread
Current Cutout Values:	395.75	393.58	2.17
Change from prior day:	3.61	3.35	
Primal Rib	544.97	555.30	
Primal Chuck	339.55	346.47	
Primal Round	336.57	331.74	
Primal Loin	518.72	499.35	
Primal Brisket	353.34	352.25	
Primal Short Plate	307.30	307.30	
Primal Flank	248.90	244.56	
			<b>Load Count:</b>
			Total 81
			Choice 59
			Select 10
			Trimming 0
			Grinds 12

Fresh 50% Trimmings 0 Loads @ 0.00

[AMS 2829/NW\\_LS441](#)

USDA BY-PRODUCT DROP VALUE (STEER) - DAILY

14.72 Change: 0.03

[AMS 2466/LM\\_CT100](#)

5 AREA WEEKLY ACCUMULATED WEIGHTED AVG CATTLE PRICE

As of 10:00 am

	Head Count	Avg Weight	Avg Price
Live Steer	40	1,450	262.50
Live Heifer			
Dressed Steer			
Dressed Heifer			

[AMS 3208/SJ\\_LS710](#)

DAILY CATTLE SLAUGHTER

Today	110,000	
Week Ago	108,000	
Year Ago (act)	122,048	
Week to Date	213,000	
Same Period Last Week	210,000	
Same Period Last Year	236,103	
Previous Day	Steer and Heifer 86,000	Cow and Bull 17,000

[AMS 3209/SJ\\_LS712](#)

BEEF PRODUCTION	5/16/2026 (Estimate)	Last Week (Estimate)	(Actual)
Slaughter	535,000	527,000	566,000
Live Weights	1468	1471	1423
Dressed Weights	900	901	871
Beef Production (millions of pounds)	480	474	492

[AMS 2825/NW\\_LS410](#)

USDA BEEF CARCASS PRICE EQUIVALENT INDEX VALUE

	Choice <u>600-900#</u>	Select <u>600-900#</u>	Dressing percent:	
			Steer	Heifer
Change	\$389.05	\$383.92	63.51	63.45
	1.91	1.78		

[AMS 2455/LM\\_XB405](#)

USDA NATIONAL CUTTER COW CARCASS CUTOUT

364.66 0.77 90% Lean 469.49

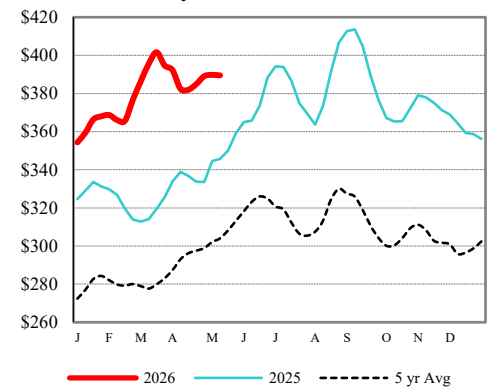
[CME LIVE CATTLE](#)

	High	Low	Change	Settle
APR	N/A			
JUN	N/A			
AUG	N/A			

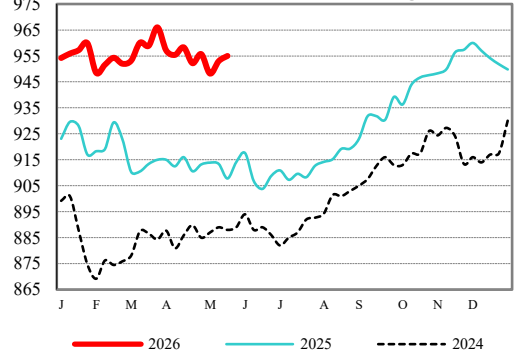
[CME FEEDER CATTLE](#)

	High	Low	Change	Settle
APR	N/A			
MAY	N/A			
AUG	N/A			

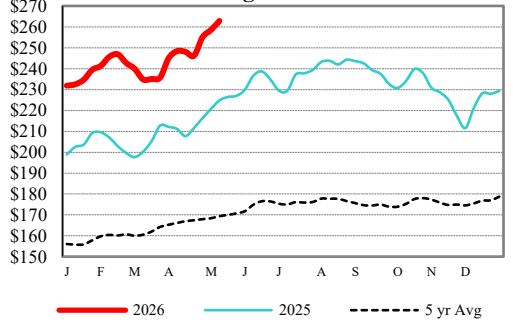
Weekly Choice Cutout



LMR Steer/Heifer Dressed Weights



5 Area Weekly Wtd Avg Steer Price



Weekly Ch/Se Spread

